

**— Our David Bradley
Implement Factory
Celebrates its 100th
Anniversary —**


**SPECIAL
PRICES**

on the following:

- | | |
|----------------------------------|------------------------------|
| Farm Implements | Poultry Supplies |
| Parts and Repairs | Fencing, Posts, and Gates |
| Dairy Barn Equipment | Lightning Rod Equipment |
| Hog and Stock Raisers' Equipment | Trucks and Buggies |
| Windmills, Towers and Tanks | Harness and Saddlery Goods |
| Cream Separators | Milking Machines |
| Bee Keepers' Supplies | Milk Coolers and Sterilizers |
| Incubators and Brooders | Gasoline Engines |
| | Tractors |

**Spring and Summer
1932**

1932



**SEARS, ROEBUCK
and CO.**

CHICAGO

It's Easy to Order

When in need of anything—look first in our Pig Catalog, where, in the comfort of your home, you can do all your shopping the convenient, easy Sears-Roebuck way.

Simply pick out the things you want, write them down on one of our order blanks, as shown on the sample order at the right, and enclose amount of money required. If you haven't one of our order blanks, any plain paper will do. You may use either pen or pencil and write in any language.

Necessary Information on Orders

Be sure to give correct catalog number, quantity desired, name of article and, wherever necessary, state size and color.

How to Send Money

The best ways to send money are by postoffice money order, express money order, bank draft or personal check. We do not recommend sending currency remittances, but, if absolutely necessary, be sure to have the letter registered. If you live on a rural route, you can give the carrier your order and money, and he will buy a money order for you.

Telephone or Telegraph Orders

If you are in a special hurry for your order, you may telephone or telegraph it to our nearest Mail Order Store, and the merchandise will be sent you C.O.D. Telegraph or Telephone to Special Order Desk.

Time Payment Orders

You can buy much of our merchandise on liberal time payments. Terms of payment are fully explained in descriptions of articles offered on time payments or on pages where this merchandise is listed. Read about our Home Furnishings Group Purchase Plan on page 651, and see page 839 for our Home Modernization Group Purchase Plan. If you wish to purchase Farm Equipment on easy terms, see page 565. Please use our Time Payment Order Blank when ordering merchandise sold on time payments. On all merchandise except that which can be bought on easy payments, our terms are cash in full with order.

WE PAY THE POSTAGE ON ORDERS OF \$2.00 OR MORE UNLESS, OTHERWISE STATED.
(SEE PAGE 938.)

On mailable orders of less than \$2.00, or when ordering mailable articles which the catalog states are not prepaid, be sure to send additional money to pay the postage, as charges for parcel post shipments must be paid in advance. We return every penny you send over actual postage required.

Freight and Express Shipments

It is not necessary to include money with your order for freight or express charges if there is an agent at your station, as you can pay him when shipment is received. If there is no agent, send additional money to prepay the freight or express charges. Charges are the same either way. We do not pay shipping charges on freight or express shipments. See pages 936 and 937.

Warehouse and Factory Shipments

We save you money and give you better service on some of our heavier, bulkier articles by shipping them direct from warehouses and factories close to your home. The descriptions give you these various points of shipment, but orders for all merchandise must be sent to our Chicago store. We ship promptly from all our factories and warehouses.

If Necessary to Return Goods, We Can Give You Better Service If You Follow

Please Give Reason

We are always anxious to improve our merchandise and our service. If you ever have occasion to return merchandise, we will appreciate your telling us frankly in just what way it did not please you.


Notice to Customers on Rural Routes

Should you wish to return goods, and you live on a rural route, you are entitled to deduct 2 cents from the postage on each package you mail if you live within the local, first, second or third zones, and 1 cent on all other zones. It is necessary, however, to write on your package "Mailed on Rural Route" in order to make this saving.

By Parcel Post

Paste an envelope containing your letter and the bills to the outside of the package, and put a 2-cent stamp on the envelope in addition to the postage on the package. Be sure to address both the package and your letter to us, also show your

These Simple Instructions



The illustration above shows how a package should be wrapped and addressed when returning goods to us by parcel post.

name and address on them as shown in the illustration. Do not seal the package, but tie it with a strong cord or string. In this way we will receive your letter and package at the same time and can attend to your wishes promptly.

Do Not Enclose Your Letter INSIDE the Package, as This Is Contrary to Postal Laws.

By Freight or Express

Before returning goods shipped by freight or express, please write us, so we can tell you where we want goods shipped and whether we want the goods shipped by freight or express. When returning merchandise by freight or express, see that it is packed securely and addressed to us. Your full name and address should be placed on the inside or outside of the package. Place the word "FROM" in front of your name. Your agent will give you a receipt and this should be mailed to us at once with your letter explaining your reason for returning the merchandise. If your postoffice is different than the town from which the goods are returned, be sure to tell us.

ORDER BLANK

Sears, Roebuck and Co.

We Guarantee to Satisfy You

We Pay the Postage on Orders of \$2.00 or more Unless Otherwise Stated—We Do Not Pay Freight or Express Charges

HOW TO SEND MONEY. The safest ways to send money are by postoffice money order, express money order, bank draft or personal check. If responsible to obtain any of these, send currency wrapped in heavy paper by registered letter. If in a special hurry, your order and money may be sent complete address a rural route.

SHIPPING INFORMATION. On Parcel post shipments, if your order amount exceeds \$10.00, indicate amount of money to pay the postage. We will return every penny you send.

If there is a freight agent at your station, you don't need to include money for freight charges. If there isn't a freight agent, you must include money for freight charges. Charges are the same either way.

State How You Want Your Goods Shipped
By Placing an X in Proper Square Below

Parcel Post Express Freight

DO NOT WRITE IN THIS SPACE

If you want this order shipped to another person or to a different address from that shown above, give directions here

SIZES and COLORS

Please Don't Forget Them

Number of Articles for Catalog	Quantity Desired	NAME OF ARTICLE WANTED	SIZES	COLORS, Finish, Etc.	Price, Retail, Post, Etc.	Put Total Here This Column	Number of Articles
754535	30	Dicks Hosiery	9/2	Nude		2.85	
1542534	10	Shoes	5			1.69	
334631	3	Women's Rubber Boots	16		.69	2.07	
1947800	1	Women's Leather Suit				5.00	
1446970	4	Men's All-Over Suit		Black	.79	3.16	
2441125 1/2	5	Window Shades	36x5	Sand	.56	2.80	
	1	Allstate Tire	30x4.50			5.43	
	1	Allstate Tube	30x4.50			1.03	

Use These Handy Spaces for Ordering Women's and Misses' Dresses, Coats, Corsetry

Number of Garments in Catalog	Quantity Desired	GARMENT WANTED	Chest Size	Waist Size	Length	Height	Weight	Color	Price, Retail, Post, Etc.
3143185	1	Dress	32	43	33	5'7"	139	Maize	3.98

WORKMEN: TELL US THIS: Do you like to wear your clothes loose or close-fitting? Answer here. Note Length of Garment you Order in Size Scale or Description.

Use These Handy Spaces to Order Men's and Youths' Clothing

Number of Garments in Catalog	Quantity Desired	GARMENT WANTED	Chest Size	Waist Size	Length	Height	Weight	Age	Color, Etc.	Price, Retail, Post, Etc.
4545152	1	Suit	40	36	31	5'7"	170	38	Brown	16.00

If You Have Moved SINCE SENDING YOUR LAST ORDER Please Give Former Address Below

Postoffice	Rural Route	Box No.	State	Street Address

Remember... We Pay the Postage on Orders of \$2.00 or More Unless Otherwise Stated

AMOUNT SENT for Goods 44.01

ADDITIONAL Amount Sent for POSTAGE or Other Shipping Charge

TOTAL AMOUNT ENCLOSED 44.01

Total Weight of Parcel (Lbs.)

We Guarantee to Satisfy You and Save You Money

CS12

INDEX

BRADLEY CENTENNIAL

Acid Measurers..... 111
Acid Recharges..... 625
 Aerators, Milk..... 645, 910
 Air Tubes and Hose, Milk..... 647
 Alarms, Burglar..... 820
 Alarms, Temperature..... 617
 Alfalfa Seed..... 939A
 Alfalfa Teeth..... 578
 Alsike Seed..... 939A
 Ammeters..... 818
 Anchors..... 601
 Anchor Loops..... 601
 Anti-Bloaters..... 640
 Antiseptics..... 622
 Aprons, Leather..... 917
 Arms, Extension Post..... 609
 Arresters, Lighting..... 651A
 Artificial Leather..... 917
 Assemblies, Tractor Wheel..... 573
 Awns, Blades, Hafts and Needles..... 642

Baby Chicks..... 618
 Backs, Spring Seat..... 575
 Back Pads..... 637
 Back Straps..... 637
 Backbands..... 637
 Backbone Mixture..... 623
 Bacterins..... 622
 Bag Seeders..... 586
 Baggage Straps..... 639, 642
 Balancer Feeds..... 939A
 Balls, Hame..... 640
Bands
 Back..... 637
 Belly..... 637
 Nose..... 636
 Poultry Leg..... 621
 Skid, Tractor Wheel..... 573
 Wrist..... 641
 Bars, Draw, Hitch..... 595
 Bars, Iron..... 917
 Barbed Wire..... 605
Barn Equipment
 Barrel Carts..... 594
 Barrel Churns..... 910
 Barrel Pumps..... 624
 Barrel Sprayers..... 624
 Barring-Off Attachments..... 583
 Baskets, Egg..... 621
 Baskets, Bottle..... 911

Batteries..... 818
 Battery Mash..... 939A
 Battery Switches..... 651A
 Battery Testers..... 818
 Beam Scales..... 585
 Bean Attachments..... 581
 Bean Seed, Soy..... 939A
 Bearings, Boat Motor..... 918A
 Bearing Boxes, Harrow..... 576

Bees and Supplies..... 628-629

Bells..... 598
 Bells, Alarm..... 617
 Bells, Door..... 598, 651A
 Bell Transformers..... 651A
 Bell Straps..... 640
 Bell Wire..... 651A
 Bellbands..... 637
 Bellyband Billets..... 637
 Belts, Linemen's..... 651A
 Belts, Pump Jack..... 643
 Belt Pulleys..... 574
 Berry Picker Pads..... 641
 Billets, Bellyband..... 637
 Bins, Grain..... 598
 Binder Canvases and Repairs..... 590-591
 Binder Chains..... 575
Bits..... 638, 641
 Bit Snaps..... 641
 Bit Straps..... 636
 Blackleg Medicines, Syringes..... 622
 Blacksmith Aprons..... 917
Blades
 Cultivator..... 580
 Drag Saw..... 643
 Harness Awn..... 642
 Harrow..... 580
 Leather Knife..... 642
 Mouth Float..... 623
 Blanks, Dairy..... 911
Blankets..... 629, 639
 Blanket Pins..... 641
 Bloat Preventers..... 640
 Blood Purifiers, Stock..... 623
 Blowers, Grain..... 59
 Blower Pipe..... 596-597
 Boards, Honey..... 628
Boat Engines..... 918A
 Boat Engine Poppers, Shafts..... 918A
 Boat Heads..... 596
 Boat Motors..... 918A
 Bodies, B.e.Hire..... 628

Boilers..... 600
 Bolsters, Hitch..... 595
 Bolsters, Wagon..... 916
 Bolster Stakes..... 916
Boils
 Mower Guard..... 591
 Rod Track..... 601
 Stall Hook..... 601
 Strap..... 916
 Wagon Box..... 916
 Bolt Snaps..... 641
 Bone, Steamed..... 623
 Bone Builders, Stock..... 622-623
 Books, Bee..... 628
 Books, Caponizing..... 622
 Books, Rabbit Raising..... 626
 Book Straps..... 639
 Bordeaux Nozzles..... 625
 Borders, Flower Bed..... 611
Bottles and Supplies..... 911
 Bottoms, Hive..... 628
 Bottoms, Plow..... 567, 571
 Bottoms, Wagon Box..... 594
 Bowls, Water..... 600-601
 Bowl Rings, Separator..... 645
Boxes
 Bearing..... 576
 Egg..... 619, 621
 Grit, Shell..... 621
 Hand Cart..... 594
 Honey..... 629
 Ice..... 756-577
 Pitman..... 591
 Truck..... 595
 Wagon..... 592
 Box Carts..... 594
 Box Rods, Wagon..... 916
 Braces, Post..... 608
 Braces, Wagon..... 916
 Brackets, Phone..... 651A
 Brackets, Track..... 601
 Brackets, Wire..... 651A
 Brakes, Truck..... 592
 Breaker Bottoms..... 567
 Breaker Plows..... 568
 Breast Chains, Snaps..... 641
 Breast Straps..... 637
 Breast Strap Slides, Snaps..... 641
 Breeding..... 637
 Breeding Bodies..... 637
 Breeding Dees..... 641
 Bridges, Teampad..... 648

Bridles..... 636, 638
 Bridle Bits..... 638, 641
 Bridle Reins..... 636, 638-639
 Bridle Repairs and Trimmings..... 636, 640-641
 Broadcast Seeders..... 571, 586
 Brood Coops..... 620
 Brood Frames, Bee..... 628

Brooders and Supplies..... 615-619
 Brooms..... 642
Brushes
 Bee..... 628
 Bottle..... 911
 Horse..... 642
 Milk Can..... 911
 Milk Machine..... 647
 Street..... 642
 Brush Plows..... 568
 Buck Reins..... 634
 Bucket Pumps..... 624
 Bucket Sprayers..... 624
 Buckles, Cinch..... 639
 Buckles, Harness..... 641
 Buckle Clips, Snaps and Shields..... 641
 Bug Killers..... 622-623
Buggies Top..... 594
 Buggy Harness..... 634
 Buggy Lines..... 636
 Buggy Repairs..... 916-917
 Bulbs, Flashlight..... 819
 Bull Halters..... 640
 Bull Staffs..... 640
 Bull Ties..... 640
 Bumper Washers..... 576, 580
 Burglar Alarms and Parts..... 651A
 Burners, Lamp, Incubator..... 618
 Burrs, Grinder..... 596
 Bushings, Harrow..... 576, 578
 Butchers' Cuffs..... 639
 Butchers' Kettles..... 600
 Butchers' Stoves..... 600
 Butter Churns, Jars..... 910
 Buttermilk..... 622
 Buttons, Push..... 651A
 Buttons, Tufting..... 917
 Buzzers, Bell..... 651A

Cabinets, Alarm..... 651A
 Cable, Lighting Rod..... 585
 Cable, Phone..... 651A
 Caldron Kettles..... 600
 Calf Halters..... 640
 Calf Meal..... 939A
 Calks, Horseshoe..... 917
 Camp Lights..... 818-819
 Cans, Cream..... 910
 Cans, Milk..... 911
 Can Sterilizers..... 645
 Canulas..... 623
 Canvases, Binder..... 590
 Canvas Slats..... 590
 Caps, Bottle..... 911
 Caps, Pole..... 916
 Cappers, Bottle..... 911
 Caponizers..... 622
Carriers
 Auto (Front)..... 911
 Egg..... 621
 Litter..... 601
 Milk Bottle..... 911
 Milk Can..... 911
 Trace..... 641
 Carrier Track and Parts..... 601
Carts..... 594
 Carts, Goat..... 634
 Carts, Harrow..... 578
 Carts, Pony..... 594
 Carts, Road..... 594
 Cart Wheels..... 594
 Cartons, Egg..... 619
 Cases, Egg..... 619, 621
 Castings, Gate..... 608
 Castrating Knives..... 623
 Cattle Clippers..... 642
 Cattle Covers..... 629
Cattle Feed..... 939A
 Cattle Halters..... 640
 Cattle Sprays..... 623
 Cattle Sprayers..... 624-625
 Cattle Whips..... 638
 Cellar Pumps..... 935
 Cemetery Fencing..... 611
 Centers, Neckyoke..... 916
 Centrifugal Pumps..... 935

Chains
 Binder..... 575
 Breast..... 641
 Corn Planter..... 595
 Drill Covering..... 590, 595
 Drive..... 575, 595
 Halter..... 641
 Heel..... 641
 Lead..... 634, 641
 Lister..... 595
 Log..... 634
 Manure Spreader..... 575, 595
 Planter..... 595
 Trace..... 641
 Truck..... 592
 Chain Halters..... 640
 Chain Hame Fasteners..... 641
 Chain Harness..... 634
 Chain Links..... 641
 Chain Link Fencing..... 611
 Chain Piping..... 637
 Chain Snaps..... 641
 Chain Traces..... 641
 Charcoal..... 623
 Checks, Harness..... 634
 Check Reins..... 636
 Check Rounds..... 636
 Check-Up Straps..... 636
 Checks, Bridle..... 636

Chicks..... 618
 Chick Feeders..... 620-621
 Chick Fencing..... 606-607
 Chick Mash..... 939A
 Chicken—See Poultry.
 Church Bells..... 598
Churns and Jars..... 910
 Cinches, Buckles..... 639
 Clamps, Stanchion..... 601
 Clamps, Stanchion, Milker..... 647
 Clamps, Track..... 601
 Clamps, Wheel..... 575
 Clasps, Tail..... 641
 Cleaners, Bottle..... 911
 Cleaners, Wheel..... 575
 Clevises, Evener..... 634
 Clevises, Hame..... 640
 Clevises, Trace..... 641
 Clevises, Wagon..... 916
Clips
 Harness..... 640-641
 Harrow..... 578, 580
 Mower Knife..... 591
 Singletree..... 916
 Trace..... 640
Clipper Machines and Parts..... 642
 C'od Crushers..... 579
 C'over Seed..... 939A
 Clutch Pulleys..... 643-644
 Cob Crushers..... 596
 Cocks, Stall, Dairy..... 647
 Cockeyes..... 641
 Codliver Oil..... 622
 Coils, Ignition..... 818
 "Coldspot" Refrigerators..... 756-757
Collars..... 635
 Collars, Cow Bell..... 640
 Collar Pads..... 636
 Collar Straps..... 635
 Colt Halters..... 640
 Combs, Clipper..... 642
 Combs, Curry..... 642
 Comb Foundations..... 628
 Comb Foundation Fasteners..... 629
 Conveyor Canvas Straps..... 590
 Cookers..... 600
 Cooker Jackets..... 600
 Cooker Repairs..... 600
 Coolers, Milk..... 645, 910
 Coops, Brooder..... 620
Coops, Poultry..... 620
 Copperas..... 623
 Cords, Telephone..... 651A
Corn Bins..... 598
 "Crisbs"..... 598
 "Crushers"..... 596
 "Cultivators"..... 582-584, 587
 "Drills"..... 581
 "Graders"..... 571
 "Grinders"..... 596-597
 "Husking Needs"..... 641
 "Planters and Repairs"..... 581, 586
 "Seed"..... 939A
 "Shellers"..... 596
 Cotton Discs..... 911
 Cotton Picker Pads..... 641
 Coulters, Plow..... 568, 570
 Couplings, Hitch..... 595
 Covers, Bee Hive..... 628
 Covers, Cattle..... 629
 Covers, Cooker..... 600
 Covers, Horse..... 629
 Coverings, Top..... 917
 Cow Bell Straps..... 640
 Cow Clippers..... 642
 Cow Covers..... 629
 Cow Halters..... 640
 Cow Hobbles..... 910
 Cow Stanchions..... 601
 Cow Teat Cups..... 647
 Cow Teat Dilators..... 623
 Crows, Wood..... 621
 Cream Bottles..... 911
 Cream Cans..... 910
Cream Separators..... 648-650
 Dilution..... 910
 Double Can..... 910
 Cream Separator Repairs..... 645, 650
 Cream Testers..... 911
 Crips, Corn..... 598
 Crownpieces..... 636
 Croupers, Harness..... 637
 Crushers, Clod..... 579
 Crushers, Corn..... 596
 Crushers, Lime Stone..... 596
 Cuffs, Leather..... 639
Cultivators..... 582-584, 586-587
 Hand..... 586-587
 Cultivator Parts and Attachments..... 573-574, 580, 583, 587
 Cups, Feed..... 626
 Cups, Teat..... 647
 Cups, Water..... 626
 Currycombs..... 642
 Curves, Track..... 601
 Cushions, Seat..... 575
 Cutters, Clipper..... 642
 Cutters, Plow..... 568

Dewormers..... 622-623
 Diarrhea Remedies..... 622
 Digestives..... 622-623
 Diggers, Potato..... 575
 Dilators, Teat..... 623
 Dilution Separators..... 910
 Dips, Stock..... 623
 Discs, Cotton..... 911
 Discs, Strainer..... 911
 Disc Gages..... 583
Disc Harrows..... 576-578
 Disc Harrow Repairs..... 576, 578, 580
 Disc Hoes..... 574
 Dischargers, Wire..... 608
 Disinfectants..... 622-623
 Dog Clippers..... 642
 Dog Harness..... 634
 Door Bells..... 651A
 Doubletrees..... 592, 916
 Draft Equalizers..... 617
 Drag Harrows..... 578
Drag Saws..... 643
 Drag Scrapers..... 599
 Draw Bars, Hitch..... 595
Drills Corn..... 581
 Drill Attachments, Corn..... 581
 Drill Chains..... 590, 595
 Drill Points..... 590
 Drill Seeders..... 586
 Drill Tubes..... 590
 Drinking Fountains..... 620
 Drive Assemblies..... 509
 Drive Attachments..... 595
 Drive Chains..... 575, 595
 Drive Equipment, Separator..... 650
 Drivers, Post..... 608
 Driveway Gates..... 605, 610-611
 Drone Traps..... 628
 Drops, Hip..... 636
 Drop Hooks..... 641
 Drovers' Whips..... 638
 Dry Cells..... 818
 Ducklings..... 618
 Dump Bodies, Auto..... 593
 Dump Carts..... 594
 Dust, Tobacco..... 623
 Dusters, Insecticide..... 625

E ar Markers, Rabbit..... 626
 "Economy" Engines..... 644
 Edging Tools..... 642
 Eggs, Nest..... 621-622
 Egg Carriers..... 621
 Egg Cartons..... 619
 Egg Graders..... 620
 Egg Mash..... 939A
Elbows
 Blower Pipe..... 596-597
 Brooder Pipe..... 617
 Cooker Pipe..... 600
 Grinder Pipe..... 597
 Electric Drivers..... 650
 Elevators..... 596
 End Clevises..... 916
 Endgate Seeders..... 571

Engines
 Boat..... 918A
 Garden Tractor..... 574
 Gasoline..... 644, 918A
 Kerosene..... 644
 Engine Trucks..... 644
 Epsom Salts..... 623
 Equalizers, Draft..... 617
 Equalizers, Wagon..... 916
 Escapes, Bee..... 628
 Eveners..... 566-567, 916
 Eveners, Hitch..... 634
 Evener Clevises..... 634
 Evener Rings..... 634
 Express Harness..... 634
 Express Pads..... 636
 Extensions
 Moldboard..... 566
 Pulverizer..... 579
 Trailer Hitch..... 595
 Extension Arms, Post..... 609
 "Boxes, Cart"..... 594
 "Pipes, Sprayer"..... 625
 "Rims, Tractor"..... 574
 "Spoons, Harrow"..... 576, 580
 Extinguishers..... 625
 Extracting Supers..... 628
 Extractors, Honey..... 629
Facepieces..... 636
 Factory Bells..... 598
 Fans and Governors..... 643
 Fan Seeders..... 571
 Fasteners, Comb..... 628
 Fasteners, Fence..... 609
 Fasteners, Hame..... 641
Feeds..... 939A
 Feed Cookers..... 600
 Feed Grinders..... 596-597
 Guards, Swarm..... 6
 Guards, Tractor..... 5
 Guard Bolts..... 5
 Guard Plates..... 5
 Guides, Hitch..... 5
 Guy Rods..... 651
Hafts, Awn..... 64
 Half Sweeps..... 58
Halters..... 64
 Halter Chains, Loops, Rings, Squares..... 641
 Hames and Repairs..... 636-637, 640-641
Hammer Mills..... 597
 Hand Carts..... 594
 Hand Trucks..... 644
 Handles, Awn..... 642
 Handles, Harrow..... 578
 Hangers, Track..... 601
Hardware Cloth..... 612
Harness
 Dog..... 634
 Goat..... 634
 Horse..... 630-634
 Mule..... 634
 Pony..... 634
 Harness Leather..... 642
 Harness Oil..... 634
 Harness Repairs and Supplies..... 636-637, 640-642
Harrows..... 576-578, 587
 Harrows, Tractor..... 574, 577
 Harrow Attachments..... 566, 576, 578
 Harrow Carts..... 578
Harrow Repairs..... 576, 578, 580
 Harrow Riding Attachments..... 578
 Harrow Trucks..... 576
 Harvester Guards..... 590
 Hatchers..... 613-615
 Hay Mowers..... 589
 Hay Rakes, Teeth..... 588
Hay Seed..... 939A
 Heads, Knife..... 591
 Heads, Stone Boat..... 596
 Head Nets, Bee..... 629
 Headlights..... 819
Heaters
 Hot Bed..... 586
 Sterilizer..... 645
 Tank, Stock..... 600
 Water..... 620, 645
 Heel Chains..... 641
 Hen's Nests..... 619
 Hillers, Potato..... 575
 Hilling Attachments..... 574
 Hip Breaching..... 637
 Hip Drops..... 636
 Hip Straps..... 637
 Hitches..... 595
 Hitches, Tractor..... 575-576, 579, 589
 Hitch Bolsters, Trailer..... 595
 Hitch Couplers..... 595
 Hitching Straps..... 636
Hives and Accessories..... 628-629
 Hobbies, Cow..... 910
 Hobbies, Horse..... 639
 Hoes, Rotary..... 579
 Hoe Attachments..... 574, 579, 587
 Hog Dips..... 623
Hog Feeds..... 623, 939A
 Hog Feeders..... 600
 Hog Fence..... 603-604
 Hog Oilers..... 600
 Hog Remedies..... 623
 Hog Troughs..... 600
 Hog Waterers..... 600
Hoists..... 588
 Holdbacks..... 916
 Holdback Straps..... 637
 Holders, Section..... 628
 Holders, Tail..... 641
 Holders, Umbrella..... 916
 Hondas..... 639
 Honey Supplies..... 628-629
 Hooks, Drop..... 641
 Hooks, Garage..... 641
 Hooks, Hame..... 640
 Hooks, Harness..... 641
 Hooks, Singletree..... 916
 Hook Pads..... 637
 Hook Bolts..... 601
 Hoppers, Ensilage..... 597
 Hoppers, Feed..... 621
 Hoppers, Grinder..... 597
 Horse Blankets..... 629
 Horse Clippers..... 642
 Horse Collars..... 635
Horse Feeds..... 939A
 Horse Mouth Floats..... 623
 Horshair Tassels..... 641
Horseshoes..... 917
 Horseshoe Calks..... 917
 Horseshoe Nails..... 917
 Hose, Spray..... 595, 625
 Hose Extensions..... 625
 Hose Fittings..... 625
 Hot Bed Heaters..... 586
 Houses, Brooder..... 618
 Houses, Rabbit..... 626
 Housing, Hame..... 636
 Housing, Harness..... 636

Feed Pans..... 600
 Feeders, Bee..... 628
 Feeding Troughs..... 600, 620-621
 Fence Gates..... 605, 610-611
 Fence Posts..... 608-609, 612
 Fence Stretchers..... 608-609
Felt Tools..... 608-609
Fencing..... 602-612
 Fencing Wire..... 605, 612
 Fenders, Stirrup..... 639
 Fertilizer (Moss)..... 620
 Fertilizer Attachments..... 581
 Fertilizer Drive Chains..... 575, 595
 Fertilizer Sowers..... 571, 586
Field Seeds..... 939A
 Files, Horse..... 623
 Fillers, Bottle..... 911
 Fillers, Egg Case..... 621
 Fin Cutters..... 568
 Finishing Nails..... 917
 Fishing Lights..... 818
 Flanges, Floor..... 601
Flashlights, Bulbs and Batteries..... 819
 Floats, Tank..... 600, 620
 Floats, Veterinary..... 623
 Float Blades..... 623
 Float Valves..... 600, 620
 Flour Mills..... 596
 Flower Bed Borders..... 611
 Flower Stakes..... 612
 Fly Covers..... 629
Fly Nets..... 629
 Fly Sprays, Stock..... 623
 Fly Sprayers..... 624-625
 Folding Crates..... 621
 Foundations, Comb..... 629
 Foundation Fasteners..... 628
 Fountains, Hog..... 600
 Fountains and Heaters, Poultry..... 620
 Fox Fence..... 607, 612
 Frames, Honey..... 628
 Friction Pulleys..... 644
 Fronts, Bridle..... 636
 Fronts, Nest..... 619
 Fur Marketing..... 627
 Furnaces, Cooker..... 600
 Furrow Openers..... 581
 Furrow Wheels..... 574
 Furrowers..... 570
 Fuses, Sterilizer..... 645
Gag Swivels..... 641
 Gangs, Cultivator..... 583
 Gangs, Harrow..... 576
 Gang Plows..... 567
 Garden Fence..... 606-607, 612
Garden Implements and Tools..... 586-587
Garden Tractors..... 574
Gasoline Engines..... 644, 918A
 Gates..... 605, 610-611
 Gate Castings..... 608
 Gate Posts..... 608-609, 612
 Gate Steels..... 605
 Gauge Knives..... 642
 Gauge Shoes..... 581
 Gauge Wheels
 Cultivator..... 587
 Plow..... 568
 Potato Digger..... 575
 Gauntlets, Riding..... 639
 Gig Pads..... 636
 Gig Pad Bridges..... 641
 Gimps..... 917
 Girths, Saddle..... 639
 Glasses, Milk..... 647
 Glauber Salts..... 623
 Gloves, Bee..... 629
 Goat Carts..... 634
 Goat Harness..... 634
 Golf Course Rollers..... 580
 Gongs, Alarm..... 651A
 Governor and Fan..... 643
 Graders, Egg..... 620
 Graders, Seed Corn..... 571
 Grain Bins..... 598
 Grain Binder
 Chains..... 575
 Grain Blowers..... 596
 Grain Boxes..... 592
 Grain Drill Points and Tubes..... 590
 Grain Elevators..... 596
 Grain Grinders..... 596-597
 Grain Guards..... 590
 Grass Seeders..... 571, 586
 Grates, Cooker..... 600
 Grease Cups, Harrow..... 580
Grinders..... 596-597
 Grinder Burrs..... 595
 Grinder Pipe..... 597
 Grinder Screens..... 597
 Grist Mills, Burrs..... 596
 Grit, Poultry..... 623
 Grit Boxes..... 621
 Ground Rods..... 585, 651A
 Guards, Harvest..... 590
 Guards, Mower..... 591
 Guards, Nose..... 629

Housing Letters...641
Hovers...619
Hutches, Rabbit...626
Hygrometers, Incubator...618
Ice Boxes 756-759
Ice Cube Trays...757
Ignition Cells...818
Ignition Coils...818
Imbedders, Bee Frame...628
Imitation Leather...917
Inboard Engines...918A
Incubators 613-615
Incubator Alarms...615
Incubator Thermometers...618
Inflation Rubber...647
Insecticides...622-623
Insulated Wire...651A
Insulators...651A
Irons, Neckyoke, Singletree...916
Iron Bars...917
Iron Tonics...623
Jacks, Pump...643, 935
Jackets, Cooker...600
Jars, Churn...911
Joiners, Moldboard...568
Joist Brackets...601
Kerosene Burning Refrigerators...758-759
Kerosene Engines...644
Kettles, Iron...600
Kettles, Milk...911
Knee Pads...641
Knives
Bee Keepers'...628
Castrating...623
Harness...642
Mower...591
Knife Clips...591
Knife Coulters...568
Knife Heads...591
Lacquar Sprayers...935
Lagging, Tractor Pulley...597
Lamps, Dry Cell...818-819
Lamps, Sun Ray...615, 619
Lamps, Violet Ray...615, 619
Lamp Brooders...615, 619
Lamp Burners and Bulbs...618
Land Rollers 579-580
Land Wheels...570
Lanterns...618
Lard Kettles...600
Lariats...639
Lashes, Whip...638
Latigo Straps...639
Lawn Fencing...610-611
Lawn Mowers and Attachments...574
Lawn Rollers...580
Lawn Seed Sowers...571, 586
Laxatives...623
Lazy Straps...637
Leads, Bull...640
Lead Chains...634, 641
Leather, Harness...642
Leather, Artificial...917
Leather Dressing...634
Leg Bands...621
Lengtheners, Line...634
Letters, Harness...641
Lever Attachments, Harrow...578
Lever Assemblies, Tractor...573
Lice Killers...622-623
Lighting Plant Batteries...818
Lighting Wicks and Rings, Brooder...616
Lightning Arresters...651A
Lightning Rods 58
Lime Sowers...571
Limestone Pulverizers...596
Lines, Harness...636
Line Buckles...641
Line Drives...575
Line Lengtheners...634
Line Rings...640
Line Spreaders...640
Linemen's Supplies...651A
Links, Chain...641
Litter (Moss)...620
Litter Carriers and Attachments...601
Live Bees...628
Live Chicks...618
Live Rabbits...626
Log Chains...634
Log Saw Outfits...643
Loops, Harness...640-641
Loops and Clamps...601
Lugs, Wheel...570, 572, 574
Luggage Straps...639, 642

Mane Shears...642
Manure Carriers 601
Marine Engines...918A
Markers, Poultry...621
Markers, Rabbit...626
Markers, Row...581
Market Straps...637
Marketing Service, Wool and Fur...627
Martingales...637, 639
Martingale Rings...641
Martingale Snaps...641
Mash, Poultry...939A
Mash Feeders...621
Meal, Alf...939A
Meal Grinders...596
Measures, Acid...911
Meat Scraps...939A
Medicines...622-623
Menders, Slat...590
Metal Wheels...917
Milk (Buttermilk)...622
Milk Bottles and Supplies 911
"Cans...911
"Can Carriers...911
"Can Carts...594, 911
"Coolers and Aerators...645, 910
"Fever Outfits...623
"Kettles...911
"Pails...910
"Record Blanks...911
"Scales...911
"Stirrers...910
"Strainers...911
"Testers...911
Milkers and Parts 645-647
Milking Machine Pump Outfits...647
Milking Stools...910
Milking Tubes...623
Mills, Grinding...596-597
Mineral Mixtures 622-623
Molasses, Stock...623
Moldboard Extensions...566
Moldboard Jointers...568
Moldboard Shovels...583
Moss, Peat...620
Motor Boat Engines and Fittings 918A
Motor Testers...651A
Mouth Floats...623
Mowers, Hay...589
Mowers, Lawn...574
Mower Repairs, Hay...591
Mule Bits...638, 641
Mule Clippers...642
Mule Collars...635
Mule Harness...634
Mule Shears...642
Nails 917
Neatsfoot...634
Neckyokes...592, 916
Neckyoke Irons...916
Needles, Awl...642
Needles, Syringe...622
Nests and Fronts...619
Nest Eggs...621-622
Nets, Head, Bee...629
Nets, Horse Fly...629
Netting...606-607, 612
Netting Screen...612
Netting Staples...609
Nose Bands...636
Nose Guards...629
Nozzles, Spray...625
Nozzle and Hose Outfits, Spray...595
Oats Sprouter Outfits...621
Oils
Cod Liver, Stock...622
Deworming...623
Harness...634
Neatsfoot...634
Oil Burning Refrigerators...758-759
Oilers, Hog...600
Openers, Furrow...581
Orchard Sprayers...595, 624-625
Ornamental Fence...610-611
Oyster Shells...623
Packers, Soil...579
Pads, Collar...635
Pads, Harness...635-637
Pads, Knee...641
Pails...910-911
Pail Lid Gaskets...647
Pail Sterilizers...645
Paints, Disinfecting...622
Paint Sprayers...624, 935
Pans, Pig...600
Parcel Post Egg Carriers...621
Park Saddles...639
Partitions, Stall...601
Pasture Mixture...939A
Pea Attachments...581
Pea Harvest Guards...590
Peat Moss...620
Phones...651A
Picket Fence...612
Pig Pans...600
Pig Troughs...600
Pigeon Feed...939A

Pills, Stock...623
Pins, Blanket...641
Pinion Shafts...650
Pipe
Brooder...617
Caldron Cooker...600
Feed Grinder...597
Grain Blower...596-597
Pipes, Sprayer...625
Pipettes...911
Piping, Trace...637
Pitmans...591
Plant Stakes...612
Planters
Corn...581
Corn, Hand...586
Potato...575
Potato, Hand...586
Planter Attachments, Repairs...581
Planter Wire...581
Plates, Clipper...642
Plates, Guard...591
Plates, Pole...576
Plates, Seed...581
Plows, Repairs and Attachments 566-571, 573-575, 580, 587
Plow Attachments, Tractor...573-574
Plow Bellybands...637
Plow Bottoms...567, 571
Plow Eveners...916
Plow Singletrees...916
Plow Umbrellas...916
Plowshares 566-571, 580
Pockets, Stake...916
Points, Drill...590
Points, Harrow...580
Points, Shovel...580
Poles, Pump...599
Poles, Sprayer...625
Poles, Truck...595
Poles, Wagon...916
Pole Attachments, Truck...576, 595
Pole Caps...916
Pole Straps...637
Polish, Leather...639
Pony Bridles, Bits...638
Pony Halters...640
Pony Harness...634
Pony Plows...568
Pony Saddles...638
Pony Vehicles...594
Porch Trellises...611
Posts...608-609, 612
Post Braces...608
Post Drivers...608
Post Ratches...612
Post Tops...609
Potato Diggers...575
Potato Hillers...575
Potato Planters...575, 586
Poultry Supplies 613-621
Brooders...615-619
Caponizers...622
Chicks...618
Coops...620
Feeds...939A
Feeders...620-621
Fencing...606-607, 612
Fountains...620
Incubators...613-615
Leg Bands...621
Markers...621
Mash...939A
Medicines...622
Minerals...622
Nests...619
Nest Eggs...621
Netting...606-607
Oats Sprouters...621
Peat Moss...620
Punches...620
Shipping Coops...620
Thermometers...617-618
Tonics...622
Troughs...620-621
Waters...621
Windows...618
Powders, Lice...622
Powders, Tobacco...623
Powders, Worm...623
Power Pulleys...575, 597
Power Take-Offs...643
Prairie Breakers...568
Presses, Honey Box...628
Propellers...918A
Pulleys
Belt...574
Clutch...643-644
Corn Sheller...596
Crank Shaft...644
Drag Saw...643
Engine...644
Motor...934
Power, Auto...575
Pulverizers...579, 596
Pumps
Auto Washing...624
Barrel...624
Fire...624
Spraying...624

Pump Jacks...643
Pump Outfits, Milker...647
Punches, Leather...642
Punches, Poultry...620
Push Buttons...651A
Push Carts...594
Quack Grass
Teeth...578
Queen Bees, Live...628
Queen Excluders...628
Quirts...638
Rabbits 626
Rabbit Cups...626
Rabbit Feed...939A
Rabbit Fencing...607, 612
Rabbit Hutchers...626
Rabbit Markers...626
Rabbit Water Cups...626
Racks, Bottle...911
Racks, Feed, Rabbit...626
Racks, Sterilizing...645
Radiator Guards...575
Rakes, Hay...588
Rasps, Veterinary...623
Ratchets, Hame...640
Ratchets, Post...612
Rawhide...642
Rear Gangs...576
Record Blanks...911
Reels, Wire...608
Refrigerators 756-757
Regulators, Water...600
Regulator Alarms...617
Reins 634, 636, 638-639
Rein Buckles...641
Riding Attachments, Plow...568
Rims and Clamps, Tractor...572, 574-575
Rings
Evens...634
Harness...634, 640-641
Lighting...616
Neckyoke...916
Separator...645
Singletree...916
Rivets, Hame...640
Rivets, Mower...591
Rivets, Tubular...642
Riveting Machines...642
Roaching Shears...642
Road Carts...594
Road Machinery...599
Rods, Ground...651A
Rods, Guy...651A
Rods, Lighting...585
Rods, Wagon Box...916
Rod Track...601
Rollers, Land...579-580
Rollers, Lawn...580
Rollers, Spread...640
Roller Snaps...641
Roof Saddles...617
Ropes, Halter...640
Ropes, Lariat...639
Rope Halters...640
Rope Snaps...641
Rope Ties...640
Rosettes, Bridle...640
Rotary Harrow Attachments...566
Rotary Hoes and Attachments...579
Rounds, Bridle...636
Roup Remedies...622
Row Markers...581
Sacking Elevators...596
Saddles 638-639
Saddles, Brooder...617
Saddle Blankets...639
Saddle Repairs...639
Saddle Soaps...639
Salts, Stock...623
Salt Spools, Rabbit...626
Samplers, Milk...910
Sash, Farm Building...618
Saws, Drag 643
Saws, Power...643
Sawing Outfits, Log...643
Scales 585
Scales, Dairy...911
School Bells...598
Scrapers, Road...599
Scratch Feed...939A
Screens, Grinder...597
Screen Wire...612
Scuffer and Rake...587
Searchlights...818-819
Seats, Implement...575
Seats, Truck...592
Seat Cushions, Backs and Springs...575
Sections
Binder...591
Honey...629
Mower...591
Stall End...601
Track...601
Section Holders...628
Seeds, Farm 939A
Seed Corn Graders...571
Seed Plates...581
Seeders 571, 574
Seeders, Hand...586


Separators 648-650
Dilution...910
Double Can...910
Super...628
Separator Repairs and Sundries...645, 650
Serums...622
Sewing Awls...642
Shafts
Boat Engine...918A
Pinion Separator...650
Truck...595
Shares 566-571, 580
Shears...642
Shearing Machines 642
Sheep Dips...623
Sheep Minerals...623
Sheep Remedies...623
Sheets, Record...911
Sheets, Stable...629
Shells, Oyster...623
Shell Boxes...621
Shellers, Corn...596
Shields, Buckle...641
Shoes, Planter...581
Shoes, Horse...917
Shoe Calks, Horse...917
Shoemakers' Aprons...917
Shovels, Cultivator...580, 582-583, 587
Shovel Tillers...573
Shut-Offs, Hose...625
Sickles...591
Sickle Bar Attachments, Tractor...574
Side Backers...636
Side Straps...637
Sight Glasses...647
Singletrees...916
Singletree Irons...916
Skins, Wagon...916-917
Skid Bands...573
Slat, Canvas...590
Slat, Menders...590
Slides, Harness...641
Smokers, Bee...629
Snaps...641
Soaps, Saddle...639
Soy Packers...579
Sowers 571, 586
Soy Beans...939A
Soy Bean Attachments...581
Spacing Frames...628
Spark Coils...818
Splice Tooth Tillers...573
Spikes, Trace...641
Spools, Harrow...576, 580
Spools, Salt...626
Spots, Brass...640
Sprays, Cattle...623
Spray Carts...594
Spray Hose...595, 625
Sprayers
Barrel Pump...624
Bucket...624
Compressed Air...625
Electric...935
Hand...623-625
Paint...935
Power...595
Wheelbarrow...624
Whitewash...624-625
Spread Rollers...640
Spreaders, Fertilizer...571, 586
Spreaders, Harness...640
Spreader Chains...640
Spreader Spools...580
Spreader Straps...636
Springs, Seat...575
Spring Hitches...575
Spring Tooth Harrows...573, 578
Sprockets, Wheel...571
Sprouters, Oats...621
Spurs and Straps...639
Spurs, Linemen's...651A
Squares, Halter...641
Stable Fittings...601
Staffs, Bull...640
Stakes, Bolster...916
Stakes, Plant...612
Stake Pockets...916
Stalls and Fittings...601
Stall Cocks, Dairy...647
Stanchions, Cattle...601
Stanchions, Fence...647
Staples, Fence...609
Staples, Hame...640
Stay Chains...592
Steam Cookers...600
Steamed Bone...623
Steels, Cultivator...587
Steels, Gate...605
Beer Feed...939A
Sterilizers, Dairy...645
Sterilizing Heaters, Racks...645
Stirrers, Milk...910
Stirrups and Straps...639
Stock Feed 939A
Stock Feed Cookers...600
Stock Medicines...622-623
Stone Boat Heads...596
Stools, Milking...910
Stoves, Butchers'...600
Strainers...601, 911
Strainer Pails...910

Straps
Binder Canvas...590
Cow Bell...640
Harness...636-637
Hitching...636
Latigo...639
Linemen's...651A
Luggage...639, 642
Singletree...916
Spur...639
Stirrup...639
Trunk...642
Wrist...641
Stretchers...608-609
Stuffing Boxes...918A
Sugar Kettles...600
Sulkies, Goat...634
Sulkies, Road...594
Sulky Plows...566
Sun Ray Lamps...615, 619
Suppers, Bee Hive...628
Supports, Plant...612
Supports, Wrist...641
Surrey Wheels...916
Swarm Guards...628
Sweat Pads...635
Sweeps...580, 587
Sweeps, Tractor...574
Switches, Track...601
Swivels, Gag...641
Syringes...622-623
Syrup Supplies...600
Tablets 623
Tail Clasps...641
Take-Offs, Power...641
Tanks 598
Tank Floats, Valves...600, 620
Tankage Meal...939A
Tassels, Bridle...641
Team Hitches...595
Teat Cups...647
Teat Dilators...623
Teeth, Harrow...578, 580, 587
Teeth, Hay Rake...588
Teeth, Weeder...580, 582
Telephones...651A
Temperature Alarm...617
Tennis Court Fence...607
Tennis Court Rollers...580
Tension Bolts...601
Terrets, Harness...641
Testers, Battery...818
Testers, Milk...911
Testers, Motor...651A
Thermometers...617-618
Thermostats...586, 617
Thermostat Transformers...651A
Thread...642
Throat Straps...636
Ties...636, 640
Tillers, Tractor...573
Timothy Seed...939A
Tobacco Dust...623
Toe Calks, Horse...917
Toggle Clips...641
Tongues, Wagon...916
Tongue Hounds...916
Tongue Trucks...576, 579, 589
Tonics...622-623
Tools
Fencing...608-609
Garden...586-587
Harness...651A
Linemen's...642
Tool Belts...651A
Tops, Hame...640
Tops, Lightning Rod...585
Tops, Post...609
Traces and Accessories...637, 640-641
Track, Carrier...601
Track Hangers...601
Track Sections...601
Tractors 572-574
Tractor Attachments...573-575
"Harrow...574, 577
"Hitches...640, 575-576, 579, 584
"Plows...570-571, 578
"Pulverizers...596
"Radiator Guards...575
"Seats, Cushions and Springs...575
"Wheels and Accessories...572-575
"Wheel Cleaners...575
"Wheel Lugs...572, 574
Trailer Attachments...595
Transformers...651A
Transmitters...651A
Traps, Bee...628
Trap Nests and Fronts...619
Trays, Refrigerator...757
Trellises...611
Trick Ropes...639
Trimming Knives...642
Trocars...623
Troughs 600, 620-621
Troughs, Oiling...916
Trucks
Disc Harrow...576
Engine...644
Farm...592-595

Trucks—Cont'd
Hand...644
Rotary Hoe...579
Tongue...576, 579, 589
Transport...576
Truck Bodies...593
Truck Farmers' Tools...586-587
Truck Harness...630-634
Truck Martingales...637
Truck Scales...585
Truck Seats...592
Truck Traces...637
Truck Wheels...917
Truck Straps...642
Grain Drill...590
Harness Punch...642
Milking...623
Sprayer...625
Tubings, Milker...645
Tubular Rivets...642
Tugs, Harness...637
Turn Shovels...587
Umbrellas and Holders 916
Uncapping Knives...628
Vaccines and Vaccine Syringes 622
Vacuum Engine Pumps, Milker...647
Vacuum Hoes...642
Valves, Float...600, 620
Vanes, Weather...585
Vans, Bee...629
Ventilators...617
Vermin Killers...622-623
Veterinary Needs...622-623
Violet Ray Lamps...615, 619
Volt-Ammeters...818
Voltmeters...651A
Wagon Axles 916
Wagon Boxes...592
Wagon Box Bottoms...594
Wagon Equalizers...916
Wagon Eveners...916
Wagon Repairs...916-917
Wagon Seats...592
Wagon Tanks...598
Wagon Umbrellas...916
Wagon Wheels...916-917
Wall Lights...818
Washers, Bumper...576, 580
Water
"Bowls, Stock...600-601
"Cups, Rabbit...626
"Fountains...620
"Heaters...600, 620, 645
"Pails...910-911
"Strainers...601
"Tanks...598
"Troughs...600
Waterers...600, 620-621
Wax, Harness...642
Wax Foundation...629
Weather Vanes...585
Webbing, Strap...590
Weeders, Farm 582
Weeder Attachments, Tractor...573-574
Weeder Teeth...580, 582
Welding Compound...917
Wheels
Box Cart...594
Buggy...916
Furrow...570
Gauge...568, 575, 587
Rotary Hoe...579
Tractor...572
Truck...917
Wagon...916-917
Wheel Assemblies...573
Wheel Accessories, Tractor...572, 574-575
Wheel Sprockets...571
Whips and Lashes 638
Whitewash Sprayers...624-625
Wicks, Brooder...616
Windmills
and Towers...599
Windows...618
Wire
Barbed...605
Bee Frame...628
Fencing...605, 612
Insulated...651A
Planter...581
Screen...612
Tinned...628
Wire Fasteners...609
Wire Fence...602-612
Wire Holders...651A
Wire Stretchers...608-609
Wiring Sundries...651A
Worm Remedies...622-623
Wrist Straps...641
Yeast and Cod Liver Oil 622
SEARS & ROEBUCK 563A


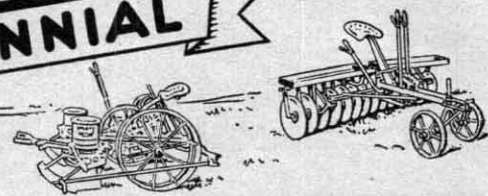
Bradley Factory's **BIG**

100th BIRTHDAY ANNIVERSARY



PRICES CUT 1/3

for BRADLEY CENTENNIAL



DAVID BRADLEY

In 1832 when Andrew Jackson was President of the United States David Bradley gave his first steel plow to the American farmer. Since then America has risen to be the greatest agricultural country in the world.

To celebrate the 100th Anniversary of the now Sears-owned big David Bradley factory we've slashed prices one-third on all Bradley tillage tools. Just as David Bradley in 1832 pioneered the way for greater agricultural development, now, when the farmer needs all the help he can get, Sears pioneer the way for cutting his farm equipment costs.

We've cut deeper than profit. In fact, this spring at Sears you are buying implements at about the bare cost of material and labor.

This is more than "a Sale," it is a bold policy to help our customers restore farm profits. We intend that our implement prices this year shall be the lowest in America.

This Is Our Contribution to American Agriculture

It tells better than words our spirit of co-operation. Here's your opportunity to buy needed farm equipment at prices you've been hoping for.

But in the face of these sweeping price cuts remember we offer the same high quality materials and design that has been steadfastly upheld during the 100 years of Bradley leadership.

Today Bradley Equipment at these exceptionally-low prices represents the greatest value of all times. Every implement sold subject to a thorough trial in your own field.

Prove for yourself the superior quality and the tremendous savings.

12-INCH BRADLEY X RAYS SULKY RIDING PLOW	\$49⁵⁰	\$33 ⁰⁰
See Page 566		
12-INCH BRADLEY HIGH LIFT GANG PLOW	\$77⁵⁰	\$51 ⁶⁵
See Page 567		
12-INCH BRADLEY STEEL BEAM WALKING PLOW	\$18⁹⁵	\$9 ³⁰
See Page 568		
2-BOTTOM BRADLEY 14-INCH STEEL TRACTOR PLOW	\$67⁵⁰	\$45 ⁰⁰
See Page 571		
BRADLEY CORN PLANTER	\$48⁵⁰	\$29 ⁰⁰
See Page 581		
BRADLEY 7-FT. HORSE DRAWN DISC HARROW	\$48⁵⁰	\$32 ⁴⁵
See Page 576		
BRADLEY 7-FT. TRACTOR DISC HARROW	\$71⁰⁰	\$47 ³⁵
See Page 577		
BRADLEY 6-SHOVEL LITTLE JAP CULTIVATOR	\$40⁴⁵	\$26 ⁹⁵
See Page 583		

Hundreds of Other Big Reductions!

CELEBRATION!



FARM IMPLEMENTS
at the
LOWEST PRICES
in AMERICA



FARM EQUIPMENT GROUP PURCHASE PLAN

If you have not the ready cash, take advantage of our group purchase plan. You can buy on easy terms farm implements, grinders, hammer mills, dairy barn equipment, grain bins, windmills and towers, fencing and accessories, wagons, trucks and boxes shown on pages 566 to 621.

Easy payment terms for Harness, Cream Separators and Economy Engines and Outfits are shown on the pages on which these items are listed, but you can include farm equipment in your order for any of these articles as long as the combined order amounts to \$20.00 or more. On all such combination orders, the table of terms below will apply.

A great convenience—an easy way to buy—Simply make up one order and send one down payment, with our time payment order blank properly filled in.

Amount of Order (Cash Price)	Add for Time Payment Terms	Deposit With Order	Monthly Payments
\$ 20.00 to \$ 25.00	\$ 2.50	\$ 4.00	\$ 4.00
25.01 to 30.00	3.00	5.00	5.00
30.01 to 35.00	3.50	5.00	5.00
35.01 to 40.00	4.00	5.00	5.00
40.01 to 45.00	4.50	5.00	5.00
45.01 to 50.00	5.00	5.00	5.00
50.01 to 60.00	5.50	5.00	6.00
60.01 to 70.00	6.50	6.00	7.00
70.01 to 80.00	7.50	7.00	7.00
80.01 to 90.00	8.50	8.00	8.00
90.01 to 100.00	9.50	9.00	8.00
100.01 to 125.00	11.00	10.00	9.00
125.01 to 150.00	13.00	12.50	10.00
150.01 to 175.00	15.00	15.00	11.00
175.01 to 200.00	17.50	17.50	12.00
200.01 to 225.00	20.00	20.00	14.00
225.01 to 250.00	22.50	22.50	15.00
250.01 to 275.00	25.00	25.00	16.00
275.01 to 300.00	27.00	27.50	17.00
300.01 to 325.00	29.00	30.00	Purchases Over \$300.00 Payable in 18 Equal Monthly Payments
325.01 to 350.00	32.00	32.50	
350.01 to 375.00	34.00	35.00	
375.01 to 400.00	36.00	37.50	

Write for Easy Terms on Purchases Over \$400.00
 Use the Convenient Time Payment Order Blank in Back of
 This Catalog.

For 100 years David Bradley Farm Implements have been in use on the farms of America. That is a record of which Sears, Roebuck and Co. are really proud. We are anxious to find out just who has the oldest David Bradley Implement still in service. It may be on your farm—it may be on your neighbor's—it may be that it has been handed down from father to son. In any case, we are anxious to locate these old implements and have set up \$1,000.00 in cash prizes to be awarded the owners of the oldest Bradley Implements still in service who are determined, as provided below, to be entitled to such prizes.

There are 32 cash prizes to be awarded under the conditions stated below as follows:

- \$500.00** to the owner of the oldest David Bradley Implement still in service.
- \$100.00** to the owner of the second oldest David Bradley Implement still in service.
- \$50.00** to the owner of the third oldest David Bradley Implement still in service.
- \$25.00** to the owners of the fourth, fifth, sixth and seventh oldest David Bradley Implements still in service.
- \$10.00** Honorable Mention awards to be given to the owners of the next twenty-five oldest David Bradley Implements still in service.

\$1,000.00 Total in 32 Cash Prizes

These "old timers" will be found among the following David Bradley Implements:

- | | | | |
|--------------|-------------|------------|-------|
| Walking Plow | Harrow | Planter | Mower |
| Riding Plow | Disc Harrow | Cultivator | Rake |

If you have a David Bradley Implement that has seen unusually long service, you are eligible to enter this contest and qualify for one of the thirty-two prizes. Just write us a letter of not over 100 words, telling us the history of the implement if possible, when and where it was purchased, where it has been used and what kind of service it has given, and enclose a photograph of it.

All replies will be carefully compared by impartial judges who will award the above prizes to those owners of the above implements who the judges in their opinion decide are entitled thereto because of the record of service of said implements and the most complete and interesting letter submitted with reference thereto. The decision of the judges to be final and binding upon all contestants. All letters and photographs submitted in this contest become the property of Sears, Roebuck and Co. to be used as they see fit.

There are no other restrictions. You don't even have to be a customer of Sears, Roebuck and Co. to enter this contest.

Letters must be mailed us before July 1st, 1932, and prizes will be awarded as shortly thereafter as possible.

Address:


David Bradley Implement Service Contest,
 SEARS, ROEBUCK AND CO.
 CHICAGO, ILLINOIS

We Guarantee to Satisfy You and Save You Money

WAS ~~\$49.50~~ NOW \$33.00 And Up

1832
PROFITS
for BRADLEY

EASY TERMS
\$5
DOWN
See Page 565




THE Bradley Centennial, celebrated by Sears with slashed prices on Bradley tillage tools, brings you double savings. Prices have been cut 1/3—actually lower than factory cost on these famous Implements. In addition, you make the savings of an investment in trouble-free, long-lived equipment that will repay its cost many times in better crops—bigger profits—it will produce. These famous plows are good examples of true Bradley value.

ESTIMATED FREIGHT CHARGES per 100 lbs. on Plows: 150 miles, 51c; 300 miles, 64c; 500 miles, \$1.01; 750 miles, \$1.33.

DAVID BRADLEY X-Rays Sulky

- Does good work under any conditions.
- Light draft and great strength.
- Garden City Clipper Bottoms.
- 34-inch land wheel.
- 24-inch front wheel.
- Equipped with Bradley quick-detachable "Armor Point" soft center steel shares.
- 19-inch rear furrow wheel.
- Extra High hand and foot lift.



Famous for Good Work—Light Draft—Great Strength

Good plowing depends primarily upon using a good plow. Just how GOOD a plow is depends entirely upon the design, materials and workmanship with which it is created. Even as a fine artisan cannot produce good work without good tools, the best plowman cannot make a good seedbed without a good plow. A full century of experience and leadership in plow construction certifies the quality and design of David Bradley plows. A boy can handle this plow with ease.

Correct bottom construction, well-balanced frame and easy-running wheels make the X-Rays the lightest-draft sulky you ever used. Garden City Clipper bottoms with hard-tempered, soft-center steel moldboards and shares. Equipped with Bradley quick-detachable "Armor Point" soft center steel shares.

front wheel; 19-inch rear furrow wheel. Beams—extra-heavy. Extra High Hand and Foot Lift.

Prices are for plows complete with pole, neck-yoke, rolling coupler (or jointer), weed hook and wrench. Will furnish combination coupler and jointer at \$1.35 extra. Moldboard extension illustrated below at right recommended for use in heavy clay or sod. Eversers not included in price of plow. Shipped from Bradley, Ill. Not Prepaid.

This sectional view of the Bradley Patented wheel, hub shows its dustproof, oil-tight construction. Boxing is exceptionally long, 11 inches, and has a bearing surface of 9 inches. These long bearings, together with the collars take away end-thrust wear.

Famous Garden City Clipper hard-temper, soft-center steel bottoms are furnished regular on these plows. Illustration shows the three layers of special steel—the two outside layers being of high carbon content, the inner layer being low carbon steel—softer, flexible yet exceedingly tough. The outer, hard-tempered surfaces withstand the wear from rapidly turning soil, while the more flexible, soft center layer absorbs sudden shocks.

Wheels have dust-proof hubs, easily oiled, with replaceable boxings. 34-inch land wheel; 24-inch

Catalog Number	Size	Style of Garden City Clipper Bottom	Weight	Price, Plow	Marks on Share	Extra Share, Each		
						Soft Center Steel	Solid Steel	Cast Chilled
32HM240 1/2	12 inch	Stubble	472 lbs.	\$33.00	DO27	\$2.95	\$1.95	\$1.00
32HM241 1/2	12 inch	General Purpose	474 lbs.	\$33.30	DT27	\$2.95	1.95	1.00
32HM242 1/2	14 inch	Stubble	477 lbs.	\$33.50	DO47	\$3.20	2.20	1.15
32HM243 1/2	14 inch	General Purpose	479 lbs.	\$33.80	DT47	\$3.20	2.20	1.15
32HM244 1/2	16 inch	Stubble	482 lbs.	\$4.00	DO67	\$3.50	2.50	1.45
32HM245 1/2	16 inch	General Purpose	487 lbs.	\$4.30	DT67	\$3.50	2.50	1.45
32HM246 1/2	18 inch	Corn Borer Bottom	500 lbs.	\$6.80	T87	4.15	3.10	

32HM269 1/2—Moldboard Extension for General Purpose bottom; wt., 3 lbs. Each.....55c

Eversers for Sulky Plows


Eversers are not included in the price of the plows listed above; so in case you have a good plow everser it will not be necessary for you to buy another. This method of listing also gives you the opportunity to select the exact size and style of everser you prefer to use with the plow. Shipped from Bradley, Ill. Not Prepaid.

Catalog Number	Size	Weight	Price, Each		
			Wood	Steel	
32HC255 1/2	3-Horse Abreast Eversers	38 lbs.	45 lbs.	\$2.55	\$3.55
32HM250 1/2	4-Horse Abreast Eversers	56 lbs.	85 lbs.	4.50	6.50

David Bradley Rotary Harrow Attachment

- Dustproof Roller Bearings.
- Malleable iron curved blades.
- Conveniently placed lifting lever.
- Will function in any soil.

Plow, harrow and level your seed bed with one operation. Conserves moisture when conditions are most favorable for growth of seed. Easily attached to frame of any make of riding or tractor plow. Runs so easily that it adds practically nothing to the draft of the plow. Blades cut throughout their entire length. Self cleaning will not clog and they bury the trash well under. They are stationary on axle and axle turns, so each blade does its share of work. Attachments for gangs and tractor plows have double drawbar. Prices do not include plow. Shipped from BRADLEY, ILL. Not Prepaid.




NOW WAS ~~\$12.95~~ \$7.95 And Up


Catalog Number	Harrow Attachment for	No. Blades	Size Cut.	Wt., Lbs.	Price
32HM580 1/2	Right Hand Sulky	6	18 in.	90	\$ 7.95
32HM582 1/2	Right Hand Gang	9	26 in.	110	9.85
32HM585 1/2	Two-Bottom Tractor Plow	9	28 in.	128	10.60
32HM584 1/2	Three-Bottom Tractor Plow	14	42 in.	143	12.40



Sectional view of coupler hub and bearing. Dustproof construction gives longer life, convenient to oil and easy to adjust.



To make rear wheel carry rear weight simply adjust collar at "A"—a moment's job. Move this collar up or down to secure desired clearance. Rolling rear weight removes all dragging friction. Keeps bottoms from "nosing in" or running on the point. The draft of this plow is evenly divided between the three wheels.



Right Hand Only

General Purpose or Stubble and Sod Shape, With Moldboard Extension for Sulky or Gang Plows.

Stubble Shape

1932.

SACRIFICED

CENTENNIAL

WAS



NOW

~~\$77.50~~
~~\$77~~

\$51.65
And Up

Easy Terms
\$5
DOWN

SEE PAGE
565



ARMOR POINT (Patented) Shares are used exclusively on David Bradley plows. It is a share of longer life and better work, yet requires less frequent sharpening. In hard or sticky ground, free from stones, they are without equal for perfect scouring and long life. Hard steel is welded on bottom and side of point where greatest wear occurs. Provides protection entirely around the point, top, side and bottom. This construction is used only on ARMOR POINT shares.

The Bradley Quick Detachable share feature makes easy the work of changing shares. It is necessary to loosen but one bolt to remove the share. Replace share and tighten the same bolt—the share is then locked securely and cannot be forced out of line except by loosening the bolt. Notice the sturdy construction of bottom, and the simple arrangement which locks share in place.

DAVID BRADLEY HIGH LIFT ALL STEEL GANG PLOWS

- Extra strong frame.
- Beams guaranteed not to twist, bend or break.
- Famous Garden City Clipper bottoms and Bradley "Armor Point" shares.
- 15-inch rolling coulters.
- 34-inch land wheel.
- 24-inch front wheel.
- 19-inch rear furrow wheel.

For Super-Strength and Correct Design

The success and popularity of the Bradley All-Steel Gang is proved by the fact that thousands of American farmers depend on this famous high-lift gang to handle their most important soil-preparing task. They know that they are getting the utmost in mechanical perfection, correct design and great strength. Farmers have found that no other gang plow can compare with the Bradley for easy handling, light draft, perfect work and extra-long life. A new feature on the Bradley is the auxiliary lifting spring which enables even a boy to easily raise the bottoms. The all-steel construction has reduced repair worries to the minimum.

The Bradley is the strongest and most efficient gang plow that can be found at any price—now being offered to farmers at this amazingly low Centennial price.

The Strongest Gang Plow of Its Type

Frame is one of the strongest ever put on any gang plow—rigidly braced to withstand hardest strains. Beams are guaranteed not to twist, bend or break; they are highly-arched to give ample clearance.

75 per cent of a plow's draft is created by bottoms and shares. Bradley bottoms and shares are the result of many years of painstaking study by experts in plow bottom construction. Their labors resulted in these Garden City Clipper bottoms, everywhere famous for their correct design, lighter draft, long life, good work and easy scouring in most any soil. Bradley hard-tempered, soft-center steel moldboards are unsurpassed for long life and perfect scouring. Have double shin reinforcements where wear is greatest.

"Armor Point" Shares

Shares are the famous Bradley "Armor Point." Where other manufacturers merely weld a piece of steel on top of the share point, Bradley "Armor Point" Soft center steel

shares have a plate of hard steel welded around all sides, completely protecting the share on top, side and bottom. Longer life and less sharpening. Bottoms quickly adjusted to float; foot lift raises bottoms to high position with slight pressure.

15-inch rolling coulters revolve in chilled dustproof bearings, conveniently oiled. Wheels are light running, have 9-inch, oil-tight, dust-proof hubs with replaceable boxings. Draft is properly distributed on 34-inch land wheel, 24-inch front wheel and 19-inch rear furrow wheel.

This plow is priced complete with auxiliary lifting spring, pole, weed hooks and wrench. Specify whether coulters or jointers are desired. Combination rolling coulters and jointers can be furnished for \$2.70 extra. Eveners are extra at prices shown below. Moldboard extension for General Purpose Plows, furnished at extra price, recommended when heavy clay or sod is to be turned. Shipped from Bradley, Illinois. Not Prepaid.

Catalog Number	Size, Inch	Style of Garden City Clipper Bottom	Weight	Plow	Marks on Share	Extra Shares			
						Soft Center	Solid Steel	Cast Chilled	
32HM0270	12	Stubble	735 lbs.	\$51.65	DO 27	\$2.95	\$1.95	\$1.00	
32HM0271	12	Gen. Purpose	740 lbs.	52.00	DT 27	2.95	1.95	1.00	
32HM0272	14	Stubble	745 lbs.	52.65	DO 47	3.20	2.20	1.15	
32HM0273	14	Gen. Purpose	750 lbs.	53.00	DT 47	3.20	2.20	1.15	
32HM269 1/2—Moldboard extension for General Purpose Plows. Weight, 3 pounds.									55c

Gang Plow Eveners

Eveners are not included in the price of the plows listed above; so in case you have a good plow evener it will not be necessary for you to buy another. This method of listing also gives you the opportunity to select the exact size and style of evenner you prefer to use with the plow. Shipped from BRADLEY, ILL. Not Prepaid.

32HM256 1/2—Four-Horse Abreast			32HM259 1/2—Five-Horse String Out			32HM254 1/2—Four-Horse String Out			32HM251 1/2—Six-Horse String Out		
Wt., Lbs.	Price Each		Wt., Lbs.	Price Each		Wt., Lbs.	Price Each		Wt., Lbs.	Price Each	
Wood... 54	\$3.80		66	\$5.10		66	\$3.90		90	\$6.05	
Steel... 82	5.70		102	7.20		90	4.65		116	8.15	

Order Extra Prairie Breaker Bottoms With Your Plow

\$6.60 And Up
 -For breaking prairie sod.
 -Share is solid, mild tempered steel.
 -Bottom furnished with extra share.
 -Moldboard of hard tempered, soft center steel.

Buy your extra breaker bottoms with your Bradley Riding Plow and use the same plow for both old or new ground. Order two bottoms for the gang plows. Quick-detachable shares not furnished with breaker bottoms. Not Prepaid.

Catalog Number	Size, Inches	Wt., Lbs.	From Bradley, Ill. Each
32HM237 1/2	12	55	\$6.60
32HM238 1/2	14	60	6.95
32HM239 1/2	16	65	7.30

PIONEERING AGAIN! OUR 1932 PRICES FIT TODAY'S DOLLAR

for BRADLEY CENTENNIAL

Famous David Bradley GARDEN CITY CLIPPER Walking Plows



WAS ~~\$13.95~~
NOW **\$9.30**
And Up

ESTIMATED FREIGHT CHARGES
per 100 lbs. on Walking Plows; 150 miles, \$1c; 300 miles, 64c; 500 miles, \$1.01.

- Moldboard, share and landside of hard tempered soft center steel.
- Shares, famous Bradley "Armor Point" (See page 569).
- Moldboard double shinned; extra thickness of hard steel welded on front where wear is greatest.
- Entire bottom carefully ground and polished.
- Steel beam highly arched to clear trash.

See Page 565 for Easy Terms

PIONEERS AGAIN! In 1832 David Bradley began his long career as a builder and designer of high-quality plows. NOW, in 1932, the Sears-owned Bradley factory leads again in reducing farm costs—slashing implement prices to bare cost of manufacture. We intend our implement prices to be the lowest in America. This is Sears contribution to American Agriculture.

Compare Prices! Prove for yourself the savings. Here's one of the most popular plows in America, the best in general purpose walking plow design and construction—the result of a century of expert plow making. Just the plow to handle your diversified plowing jobs—scours in any soil—covers trash, light draft. Shipped from Bradley, Ill. Not Prepaid.

General Purpose Shape

Catalog Number	Size, Inches	Weight, Pounds	Plow	Marks on Share	Extra Shares, Ea.	Soft Center Steel	Solid Steel
32HM105 1/4	12	113	\$ 9.30	T19	\$2.95	\$1.95	
32HM106 1/4	14	122	10.65	T21	3.20	2.20	
32HM107 1/4	16	128	12.00	T77	3.50	2.50	
STUBBLE OR "OLD GROUND" SHAPE							
32HM102 1/4	14	120	\$10.60	O45	\$3.20	\$2.20	

ONE-HORSE WALKING PLOWS

\$3.98
And Up



Price Includes One Extra Share

For Light Farm and Garden Use

- Beam, wood or steel.
- Hardened steel moldboard, share and landside.
- Adjustable slip heel.

A one-horse or pony plow that is well balanced and easily handled. For use in practically any soil. Price includes one extra share. Shipped from our store. Not Prepaid.

Steel Beam Plows

Catalog No.	Size, In.	Wt., Lbs.	Each
32HM4190 1/4	Pony, 7	60	\$5.25
32HM4191 1/4	A.O., 8	65	5.90
32HM4192 1/4	B.O., 9	70	6.35
32HM4193 1/4	C.O., 10	85	7.90


Wood Beam Plows

32HM4195 1/4	Pony, 7	42	\$3.98
32HM4196 1/4	A.O., 8	45	4.60

Extra Shares for Above

32HC4180 1/4	Pony, 7	3	52c
32HC4181 1/4	A.O., 8	3	62c
32HC4182 1/4	B.O., 9	4	62c
32HC4183 1/4	C.O., 10	5	82c

DAVID BRADLEY ROYAL BLUE WALKING PLOW



WAS ~~\$13.45~~
NOW **\$8.95**
And Up

Price Includes Extra Share

- Solid steel moldboard, landside and share.
- Moldboard double shinned, insuring longer wear.
- Share is the Bradley famous Armor Point.
- Beam, heavy-double beaded steel, highly arched.
- Handles, first quality oak well braced to beam and adjustable.

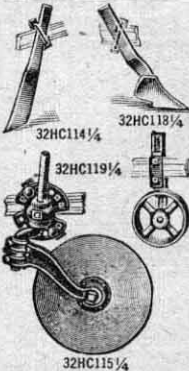
Catalog Number	Size, In.	Wt., Lbs.	Plow	Marks on Share	Extra Share
32HM125 1/4	10	95	\$ 8.95	RB10	\$1.50
32HM126 1/4	12	100	10.65	RB12	1.80
32HM127 1/4	14	110	11.30	RB14	2.15

Prices cut 1/2! Just figure your savings! Here's a favorite for generations, especially in mixed land country. Does fine work in stubble or tame sod and as the entire bottom is of polished crucible steel with mild or natural temper it gives good service in stony land. The bottom construction of this plow is one of its special features, the moldboard, share and landside being securely bolted to a steel frog and outer landside secured to a cast inner landside which has an adjustable slip heel. Price includes one extra share. Shipped from Bradley, Ill. Not Prepaid.

Attachments for Plows

For either steel or wood beam plows. If ordered without plow, state whether for wood or steel beam, right or left hand, and kind of plow. Attachments NOT PREPAID as they are usually ordered shipped with our plows by freight.

- 32HC115 1/4—13-Inch Bradley Caster Rolling Coupler with Clamp for walking plows. Large chilled bearings, convenient to oil. Weight, 26 pounds. **\$2.95**
- 32HC113 1/4—15-Inch Bradley Caster Rolling Coupler for riding plows. Weight, 22 pounds, less clamp. **\$2.90**
- 32HC114 1/4—Knife Coupler for walking plows. Weight, 9 pounds. **\$1.50**
- 32HC116 1/4—Quincy Reversible Coupler for walking plows. Weight, 9 pounds. **\$1.30**
- 32HC117 1/4—Fin Cutter. When not ordered with plow be sure to state number appearing on bottom of your old share. Can furnish in blank to fit any walking plow. Weight, 4 pounds. **90c**
- 32HC118 1/4—Steel Moldboard Jointer for walking plows. Weight, 15 pounds. **\$2.15**
- 32HC119 1/4—Gauge Wheel for steel beam walking plows. Weight, 11 pounds. **98c**
- 32HC123 1/4—Gauge Wheel for wood beam walking plow. Weight, 11 pounds. **99c**



Riding Attachment for Walking Plow

Easily and quickly attached to any wood or steel beam plow. Eliminates side draft. Can be set for any depth furrow. Being tongueless, the attachment cannot be backed up by the team; neither does it carry the plow high from the ground. Made entirely of iron and steel. Regular type of riding plow wheels with wide oval tires. Not intended for use on smaller than 10-inch plows nor rod breakers. Shipped from Bradley, Ill. Not Prepaid.



- 32HM192 1/4—For right hand plows. Weight, 147 pounds. **\$9.90**
- 32HM193 1/4—For left hand plows. Weight, 147 pounds. **\$9.95**

Use Famous DAVID BRADLEY PLOWS Favorites for a Century!

David Bradley Brush Plows



\$11.65
And Up
Reduced from \$17.50

- Adjustable oak beam with heavy strap underneath.
 - Double-shinned moldboard.
 - Share has reinforced point.
 - Solid steel moldboard, share and landside.
 - Entire bottom rigidly braced.
 - Adjustable malleable clevis.
- A plow designed for plowing land grown up with vines, hazel brush, berry bushes; also for stony ground. Here's an old favorite at an exceptionally low price. Shipped from Bradley, Ill. Not Prepaid.

Catalog Number	Size, Inch	Wt., Lbs.	Plow	Marks on Share	Extra Share
32HM130 1/4	12	110	\$11.65	T19B	\$2.50
32HM131 1/4	14	122	12.60	T21B	2.95

David Bradley Hillside Plows



\$5.95
And Up
Reduced from \$8.95

- Bottom operates on a swivel and can be reversed from right to left.
- Moldboard, landside and share hard cast steel.
- Bottom ground and polished.
- Designed for hillside plowing, but can also be used with good results on level land. Shipped with one extra share from Bradley, Ill. Not Prepaid.

Catalog Number	Size, Inch	Wt., Lbs.	Plow	Marks on Share	Extra Share
32HM180 1/4	6	70	\$ 5.95	H 6	\$0.70
32HM181 1/4	8	80	6.85	H 8	.85
32HM182 1/4	10	115	8.80	H10	1.15
32HM183 1/4	12	145	10.85	H12	1.65

David Bradley Prairie Breaker Plows



\$9.60
And Up
Reduced from \$14.45

- Oak Beam Strongly Braced.
 - Solid Steel Moldboard, Share and Landside.
 - Exceedingly light draft.
- A real bargain and big value at this low Centennial Price. One of the very best plows made for breaking original prairie land, also does good work in old sod. Price includes one extra share. Shipped from Bradley, Ill., Not Prepaid.

Catalog Number	Size, In.	Wt., Lbs.	Plow	Marks on Share	Share
32HM135 1/4	12	148	\$ 9.60	BX12	\$2.10
32HM136 1/4	14	150	9.95	BX14	2.50
32HM137 1/4	16	160	11.00	BX16	2.95

Made of Soft Center or Crucible Steel

\$1.25

And Up

Guaranteed to Fit
DEERE
MOLINE
P and O
OLIVER
EMERSON
CASE
ROCKISLAND

Shares

EXTRA WIDE LAP WELD

HARD STEEL

HARD STEEL

SOFT STEEL

ILLUSTRATES
SOFT CENTER
SHARE

GENUINE

"ARMOR POINT"

FINISHED

AND

PLOW FITTED SHARES

Ready to Attach

HOW TO ORDER SHARES

Very important. Read before ordering. Do not fail to tell us the marks stamped on the back of your old share; also size and make of plow. Unless marks are exactly the same as shown in list, share will not fit. We can furnish RIGHT HAND shares only and with marks as shown. Letters Q.D. beside share numbers indicate Quick Detachable.

Bradley "ARMOR POINT" Long Life Shares
Now at New Low CENTENNIAL Prices!

Now Sears have reduced the already low prices of famous BRADLEY "ARMOR POINT" Plowshares to still lower levels, making them a value without equal! Back of this sterling quality product lies a manufacturing experience of 100 years. They MUST be good! At Sears new Centennial prices they are doubly desirable.

The patented "Armor Point" share is one of Bradley's greatest contributions to agriculture. It insures longer life, better work, and saves you time and money because of less frequent need of sharpening.

Both the crucible and soft center share have a plate of hard steel welded on the bottom and side of the point, where the greatest wear occurs, and on soft center shares, the layer of hard tempered steel on the top of the share also combines to provide protection entirely around the point, top, side and bottom. These features are shown in the illustration above.

Sold Exclusively by Sears, Roebuck and Co.

An "Armor Point" share will keep its action and hard even after it has received usage that would have worn out an ordinary share. Guaranteed to be the same in shape and fit and to equal or better the service you received from the original shares on your plow.

Solid Steel Shares (known as "Crucible" shares) are not hard tempered and should be used in light clay or sandy loam where no difficulty is experienced in scouring, also in stony soil or stumpy land where sudden shocks are apt to break hard tempered shares.

Hard Tempered, Soft-Center Steel Shares, often called 3-ply soft center shares, are made from soft-center steel plate which has layers of hard steel on top and bottom.

These shares are for use in sticky and hard scouring soils and on ground practically free from stones. No manufacturer can guarantee hard-tempered shares against breakage from sudden shocks against stones, stumps, etc., particularly when used on tractor plows, or through being improperly bolted to the bottoms. No share is stronger than "Armor Point" or presents more resistance to wear by abrasion. Prices on shares are "not prepaid." If ordered by mail add for postage a amount shown according to size.

Manufacturer can guarantee hard-tempered shares against breakage from sudden shocks against stones, stumps, etc., particularly when used on tractor plows, or through being improperly bolted to the bottoms. No share is stronger than "Armor Point" or presents more resistance to wear by abrasion. Prices on shares are "not prepaid." If ordered by mail add for postage a amount shown according to size.

SHIPPING WEIGHTS

Size	Weight	Add for Postage
9-inch	9 lbs.	21c
10-inch	10 lbs.	23c
12-inch	12 lbs.	27c
13-inch	13 lbs.	29c
14-inch	14 lbs.	31c
16-inch	16 lbs.	35c

Extensive Laboratory Tests Prove "Armor Point" Superiority

We wanted to find out just how good BRADLEY "ARMOR POINT" shares really are, so we had them laboratory-tested along with shares made by three of the country's largest manufacturers. The laboratory discovered upon analysis of the various metals that BRADLEY "ARMOR PLATE" shares contained a much higher carbon content than any other. This means a greater resistance to wear by abrasion, since carbon is the element in steel which to a great extent provides this quality.

Here are the findings of the laboratory:

Note particularly the much higher carbon content at the point, where wear is usually greatest.

To Fit Deere Plows

Marks on Share	Size of Share	Thickness of Share	32HC7085 1/4 Soft Center Price Each Not Prepaid	32HC7086 1/4 Solid Steel Price Each Not Prepaid
31	12-inch	5/16-inch	\$2.95	\$1.95
31H	12-inch	5/16-inch	3.95	1.95
33	14-inch	3/4-inch	3.95	2.05
P33H	14-inch	5/16-inch	3.20	2.20
P33	14-inch	5/16-inch	3.20	2.20
O37	16-inch	3/4-inch	5.00	1.95
40	16-inch	5/16-inch	3.50	2.20
X41	13-inch	5/16-inch	3.50	1.95
Y41	12-inch	5/16-inch	3.50	1.95
42	14-inch	3/4-inch	3.50	2.05
X42	14-inch	5/16-inch	3.50	2.05
46	16-inch	3/4-inch	5.25	2.20
049	10-inch	3/4-inch	3.50	1.95
97	12-inch	5/16-inch	3.50	1.95
94	14-inch	5/16-inch	3.50	2.05
95	16-inch	5/16-inch	5.00	2.50
107	14-inch	5/16-inch	5.00	1.95
110	16-inch	5/16-inch	5.00	1.95
152	12-inch	5/16-inch	4.45	2.20
161	13-inch	5/16-inch	3.50	1.95
157	14-inch	5/16-inch	3.50	2.05
162	16-inch	5/16-inch	5.50	2.50
2150D	12-inch	5/16-inch	3.95	1.95
2160D	13-inch	5/16-inch	3.95	1.95
2170D	14-inch	5/16-inch	3.95	1.95
2180D	16-inch	5/16-inch	5.00	2.50
2210D	12-inch	5/16-inch	3.95	1.95
2230D	14-inch	5/16-inch	3.95	2.20
2500D	14-inch	5/16-inch	5.50	2.35

To Fit Fuller Johnson Plows

14X	14-inch	5/16-inch	\$3.20	\$2.20
14XR	14-inch	5/16-inch	3.20	2.20

To Fit La Crosse Defiance Plows

97	14-inch	5/16-inch	\$3.10	\$2.15
LAX11	14-inch	5/16-inch	3.10	2.15

To Fit Sattley Plows

182	14-inch	3/4-inch	\$2.95	\$2.05
181F12 or F12N	12-inch	5/16-inch	3.95	1.95
182F14 or F14N	14-inch	5/16-inch	3.20	2.20
186F16 or F16N	16-inch	5/16-inch	3.50	2.50

To Fit Moline Plows

Marks on Share	Size of Share	Thickness of Share	32HC7085 1/4 Soft Center Price Each Not Prepaid	32HC7086 1/4 Solid Steel Price Each Not Prepaid
D1	14-inch	3/4-inch	\$2.95	\$2.05
FD1	16-inch	3/4-inch	2.95	2.05
FD11	16-inch	3/4-inch	2.95	2.05
FSD1	12-inch	3/4-inch	2.95	2.05
W12	12-inch	5/16-inch	2.95	2.05
DW12	12-inch	5/16-inch	2.95	2.05
DW13	12-inch	5/16-inch	2.95	2.05
W14	14-inch	5/16-inch	2.95	2.05
DW14	14-inch	5/16-inch	2.95	2.05
DW16	16-inch	5/16-inch	2.95	2.05
DW21QD	12-inch	5/16-inch	2.95	2.05
DW141QD	12-inch	5/16-inch	2.95	2.05
DW142QD	14-inch	5/16-inch	2.95	2.05
CY12	12-inch	5/16-inch	2.95	2.05
CY14	14-inch	5/16-inch	2.95	2.05
CY16	16-inch	5/16-inch	2.95	2.05
CY141	14-inch	5/16-inch	2.95	2.05
CY122QD	12-inch	5/16-inch	2.95	2.05
CY142QD	14-inch	5/16-inch	2.95	2.05

To Fit Massey-Harrison Case Plows

SGL	12-inch	5/16-inch	\$2.80	\$1.88
ADL	12-inch	5/16-inch	2.95	1.95
SGL	14-inch	5/16-inch	2.95	1.95
ADL	14-inch	5/16-inch	2.95	1.95
SGL	16-inch	5/16-inch	2.95	1.95
ADL	16-inch	5/16-inch	2.95	1.95
ADHL	14-inch	5/16-inch	2.95	1.95
QSGH-QD	14-inch	5/16-inch	2.95	2.05

To Fit Emerson Plows

N12R	12-inch	5/16-inch	\$2.65	\$1.80
N12R	12-inch	5/16-inch	2.65	1.80
N13R	13-inch	5/16-inch	2.65	1.80
N14R	14-inch	5/16-inch	2.65	1.80
N14R	14-inch	5/16-inch	2.65	1.80
N16R	16-inch	5/16-inch	2.65	1.80
N16R	16-inch	5/16-inch	2.65	1.80
N12R9QD	12-inch	5/16-inch	2.65	1.80
N14R9QD	14-inch	5/16-inch	2.65	1.80
N16R9QD	16-inch	5/16-inch	2.65	1.80

To Fit Grand Detour Plows

BX12	12-inch	5/16-inch	\$2.65	\$1.80
BX14	14-inch	5/16-inch	2.65	1.80
14QD	14-inch	5/16-inch	2.65	1.80

To Fit P. & O., Canton, International or Hamilton Plows

46	12-inch	3/4-inch	\$2.65	\$1.80
42	14-inch	3/4-inch	2.65	2.05
54	16-inch	3/4-inch	2.65	2.25
266	12-inch	5/16-inch	2.95	1.95
268	14-inch	5/16-inch	2.95	2.20
4280D	14-inch	5/16-inch	3.20	2.20
4620D	14-inch	5/16-inch	3.20	2.20
4540D	12-inch	5/16-inch	3.95	1.95
0520D	12-inch	5/16-inch	3.95	1.95
0540D	14-inch	5/16-inch	3.95	2.20
6307QD	14-inch	5/16-inch	3.95	2.20

To Fit Rock Island Plows

66	12-inch	5/16-inch	\$2.95	\$1.95
68	14-inch	5/16-inch	3.20	2.20
70	16-inch	5/16-inch	3.50	2.50

To Fit Bradley Plows

DO270D	12-inch	5/16-inch	\$2.95	\$1.95
DT270D	12-inch	5/16-inch	2.95	1.95
DO407D	14-inch	5/16-inch	2.95	2.20
DT407D	14-inch	5/16-inch	2.95	2.20
DO670D	16-inch	5/16-inch	3.50	2.50
DT670D	16-inch	5/16-inch	3.50	2.50
033	12-inch	5/16-inch	3.95	1.95
045	14-inch	5/16-inch	3.95	2.20
O70	16-inch	5/16-inch	3.95	2.50
T19	12-inch	5/16-inch	3.95	1.95
T21	14-inch	5/16-inch	3.95	2.20
T57	16-inch	5/16-inch	3.95	2.50
O2	12-inch	5/16-inch	3.95	1.95
T27	12-inch	5/16-inch	3.95	1.95
O47	14-inch	5/16-inch	3.95	2.20
T47	14-inch	5/16-inch	3.95	2.20
O67	16-inch	5/16-inch	3.95	2.50
T67	16-inch	5/16-inch	3.95	2.50

To Fit Janesville Reliance Plows

2	14-inch	5/16-inch	\$3.20	\$2.20
2R	14-inch	5/16-inch	3.20	2.20
2W	14-inch	5/16-inch	3.20	2.20
12AS	12-inch	5/16-inch	3.80	1.88
14AR	14-inch	5/16-inch	3.20	2.20
14AS	14-inch	5/16-inch	3.20	1.95
14OD	14-inch	5/16-inch	3.20	1.95
14HOD	14-inch	5/16-inch	3.20	1.95
16AR	16-inch	5/16-inch	3.50	2.50
16AS	16-inch	5/16-inch	3.45	2.40

Order Blanks Are in Back of This Catalog

ALREADY A CHAMPION

Wins Wheatland Plowing Match

To a long list of conquests, the new Bradley CENTENNIAL Tractor plow added, in 1931, the trophy awarded as first prize at the famous Wheatland Plowing Match, the most important event of its kind in America. Competing against the leading makes of tractor plows, the BRADLEY out-plowed the field for straight, well-crowned furrows, trash covering, for finishing off even ends and for general all-around, superior performance.




1832 • 1932 •
NO PROFIT PRICES!
 for BRADLEY CENTENNIAL

ESTIMATED FREIGHT CHARGES

Per 100 lbs. on Plows


150 Miles,	\$0.51
300 Miles,	.64
500 Miles,	1.01
750 Miles,	1.33



WAS ~~\$89.75~~
 NOW \$55.80

Easy Terms
 \$5 DOWN


See Page 565



EXTRA STRONG BEAM BRACES

Extra-heavy, long beam braces extend clear to the frog, securing beam, frog and brace into a single, immovable unit. Rolling landside carries rear weight.

Properly-balanced weight is distributed over three wheels—rolling on high-quality bearings. Side draft is eliminated by improved bottom and frame design. Remarkable rigidity means lighter draft.



FURROW—SIDE VIEW

This view shows the compact construction of furrow side of the CENTENNIAL. Notice the solid, smooth surface of the rolling landside and the cleaning device which prevents clogging. The rolling landside keeps bottoms running level—prevents it from "running on its nose."



3-PART CLUTCH

"The simplest power-lift ever built." Dog, roller and spring are the only moving parts. It is practically wear-and-dirt-proof. A pull on the trip rope, and the bottoms come up or go into the ground, as you desire within 3 feet of wheel travel.

HARD STEEL
 SOFT CENTER STEEL

DAVID BRADLEY CENTENNIAL TRACTOR PLOW..

Just as in 1832 when David Bradley entered the agricultural machinery field, the Bradley factory in 1932 pioneers again with an improved tractor plow that sets new standards of design and performance. The Bradley CENTENNIAL Tractor plow has the background of the Bradley factory's 100 Years of Leadership in Implement Manufacture.

Here's a 2-bottom tractor plow that's easier to handle, pulls lighter and produces better work under practically any plowing condition. NO STRONG-ER 2-BOTTOM PLOW IS BUILT! Compare it part-for-part with any other tractor plow made; watch its better work; notice how easily it is controlled from the tractor seat; see how easily any 10-20 tractor "walks away" with it when plowing anywhere. You'll be amazed—you'll call it the greatest tractor plow you've ever seen. There will be no mistake there, either. It had to be good to satisfy its designers and builders. Sears engineers heartily endorse it.

Bradley's Latest and Greatest Plow

The BRADLEY CENTENNIAL Tractor Plow has extreme rigidity to insure long-lived operation and light draft. In an actual unprejudiced test, this plow pulled over 200 pounds lighter than other plows of prominent makes when operated under exactly the same conditions.

Beams High-carbon steel. Generous cross section, double-beaded. Correct length to assure keeping bottom in the ground under any condition. Shorter, stubby beams have tendency to whip and cause loss of rear pressure. Deeper, heavier beam braces with 1 1/2 by 2 inches cross section extend clear down to frog. Frog, beam and braces are bolted into a single, immovable unit.

Clearance About 22 inches over share point. Means better covering of trash—no clogging. 24-inch rank gives greater clearance between bottoms. Inner edge of furrow wheel tire clears furrow bank by about 5 inches.

Depth Control New Double-plunger levers regulate by half notches. Adjustable from 2 to 9 1/2 inches. When bottoms are up, rear wheel clears ground for easy turning and transporting. Forged bracket and brace from rear bottom and frog for rear wheel. Not necessary for tractor to be in motion to raise bottoms.

Wheels 24-inch front furrow and land wheels. Furrow wheel equipped with 2 1/2-inch tire. Land wheel equipped with 3 1/2-inch tire. 14-inch rear wheel with 2-in. tire does not gather trash. Dustproof bearings on land and iron furrow wheels. Also sand bands and felt washers. Special chilled iron rear bearing with 4 1/2-inch diameter and 1 1/2-inch face. In three weeks of continuous work in grease and sand, this bearing did not show a trace of wear. Axles, 1 1/2-inch round, heat-treated. 46-inch wheel tread.

Power Lift Dustproof clutch has but three moving parts—the simplest clutch ever built, and the most positive. Raises or lowers

bottoms within three feet of wheel—travel by a mere pull on the control rope.

Hitch Pin-break type. Can be used with any tractor.

Lever All are within easy reach of tractor seat. Trip rope furnished for operating power lift.

Bottoms Perfect Scouring famous Bradley Garden City Clipper Tractor Shape. Hard tempered soft-center steel moldboards and Bradley Patented ARMOR POINT quick-detachable shares. Also equipped with 15-inch heat treated rolling coulters (Galesburg) and independent, adjustable jointer. Jointer cannot crowd coulters and force it out of line. Coulters blade is adjustable to take up wear in bearing and yoke.


Lubrication Zerk equipment throughout. Extended hubs permit long bearings. Regular equipment—14-inch general-purpose bottoms with soft center steel quick-detachable "ARMOR POINT" (Patented) shares; 15-inch rolling coulters; independent adjustable steel jointers; trip rope. Shipped from Bradley, Illinois. Not Prepaid.

32HM475 1/4—No. 31 Plow as described. Weight, 740 lbs.	\$55.80
32HC476 1/4—Front furrow and land wheel with 6-inch tires in place of regular. Weight, 45 lbs. Add.	\$3.00
32HC477 1/4—For 18-inch coulters in place of regular. Weight, 5 lbs. Add.	\$1.15
32HC479 1/4—Moldboard extension. Weight, 3 lbs. Each.	55c
32HC478 1/4—Set of 12 lugs with bolts for land wheel. Weight, 7 1/2 lbs.	\$1.15
32HC472 1/4—Extra 14-inch Soft Center Share. Weight, 14 lbs.	\$3.20
32HC473 1/4—Extra 14-inch Crucible Share. Weight, 14 lbs.	\$2.20
32HC474 1/4—Extra 14-inch Chilled Share. Weight, 14 lbs.	\$1.15

PRICES SLASHED

for BRADLEY CENTENNIAL

\$18⁸⁵
And Up



- Attaches to rear end of wagon in place of endgate.
- Positive drive fluted force feed.
- Safety clutch prevents sudden jar or strain.

Double Fan Endgate Seeder

Sows small grain uniformly 30 to 65 ft. depending on weight, and kind of seed. This type of seeder has proven very popular in all parts of the country. Simple in construction. Cannot bridge or clog. No valves. Sows oats in any quantity up to 6 bushels per acre. Large hopper. Gauge plates can be adjusted and regulated to sow exact number of bushels per acre desired, regardless of whether team works slow or fast. Positive lock holds seeder in or out of gear. Price includes large sprocket wheel, and clips for fastening to wheel; also chain for driving. Grass seed attachment has positive force feed. Grass seed and grain may be seeded at the same time or separately. Shipped from Bradley, Ill. Not Prepaid.

- 32HM1151½—Without grass seed attachment. Wt., 135 lbs. **\$18.85**
- 32HM1152½—With grass seed attachment. Wt., 150 lbs. **\$20.90**
- 32HC1156½—Extra Sprocket for wagon wheel. Wt., 15 lbs. **\$2.60**

- Attaches to rear of wagon in place of endgate.
- Sows broadcast all small seeds and dry fertilizer.



\$11.95

Agitator Endgate Broadcast Seeder

Distributes evenly 12 to 40 feet in width depending on kind and weight of seed. Will sow 100 acres of wheat per day, with team traveling at the rate of 2½ miles per hour. Spring clutch prevents sudden jar or strain in starting or stopping. Price includes large sprocket wheel and clips for fastening to wagon wheel and drive chain. Shipped from factory near Chicago, Ill. Not Prepaid.

- 32HM1150½—Wt., 95 lbs. **\$11.95**
- 32HC1155½—Extra Sprocket for wagon wheel. Weight, 15 lbs. **\$2.60**

Two Cylinder Rotary Seed Corn Grader




- 10 to 12 bushel capacity per hour.
- Screw feed prevents overloading.
- Precision grading.

A wonder for capacity and precision of grading. The inner cylinder, to which corn is first delivered by positive screw feed in supply passage, handles coarser grades first, getting them out of the way without going into the second or larger cylinder, which handles the smaller grades. By raising feed end ½ inch, and running through again, two extra grades are obtained, making 5 grades possible. 30 in. high, 32 in. long and 15 in. wide. Measures illustrated not included. Shipped from SOUTHWESTERN OHIO factory. Not Prepaid.

- 32HM7075½—Wt., 45 lbs. **\$8.45**

Perfection Hand Corn Grader


Do not confuse with ordinary cheap hand graders on the market. Sorts out 4 grades of kernels found on every ear of corn. Two screens corrugated with beveled openings. 3 sizes of holes in lower screen until grading is completed. Size 11x19 ins. Capacity 6 to 10 bu. per hour. Wt., 4 lbs. Postpaid when included in \$2.00 order.



- 32H7076½ **\$1.25**

Easy Term \$5 DOWN

See Page 565




WAS

~~\$67.50~~

NOW

\$45.00

The FIRST SUCCESSFUL VARIABLE WIDTH TRACTOR PLOW



Bradley Tractor Plow With Single 18-Inch Bottom

The David Bradley leads the light tractor plow field with the First successful variable width furrow all steel Tractor Plow. Plow can be converted from a 2-14-inch cut to a 2-12-inch cut or into a single bottom plow, using the same bottoms. A masterpiece in agricultural implement design embodying a new application of the soundest engineering principles. Exceptionally simple and strong. The adjustable feature permits adjustment of the furrow cut to suit soil conditions or the power of your tractor. By purchasing Extra 18 inch bottom No. 32HM285½ can make into a large size single bottom Tractor Plow which is very effective in corn borer control. This plow is offered at Centennial prices that help cut your farm production costs.

Practically All Steel

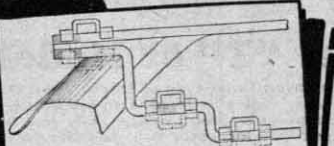
Guaranteed to stand up under the toughest plow conditions. Plow is scientifically designed for light draft and efficient work. Positive trouble-free lifting clutch.

Beams—Extra strong, guaranteed not to twist, bend or break. Double Plunger Levers in easy reach of operator's seat, control the depth of plowing a half notch at a time from 2 to 10 inches. Wheels—Heavy steel, 24 inches in diameter, 2½ inch wide tires, with staggered spokes, equipped with long distance easily oiled dustproof bearings. Can furnish wheels with 6-inch tires, recommended when plow is used on sandy or mucky soil, in place of regular for \$3.00 Extra.


Wheels revolve on a removable sleeve on the axle, preventing wearing out of the axle. Bottoms—General Purpose shape. The foot of the special heat treated standard is forged in a frog, and soft steel bottom is built

around it. Quick detachable "Armor Point" shares. Can furnish Mold-board extension at extra cost, recommended when heavy clay or sod is to be turned. Shipped from Bradley, Ill. Not Prepaid.

- 32HM284½—Plow, complete with two 14-inch bottoms. Wt., 628 pounds. **\$45**
- 32HM289½—Plow, complete with single 18-inch bottom. Weight, 610 pounds. **\$43.15**
- 32HM285½—Extra 18-Inch Bottom with Standard Weight, 78 pounds. **\$10.60**
- 32HC286½—Extra 14-Inch Soft Center Steel Share. Weight, 14 pounds. **\$3.35**
- 32HC287½—Extra 18-Inch Soft Center Steel Share. Weight, 18 pounds. **\$4.00**
- 32HC269½—Moldboard extensions extra. Wt., 3 lbs. Each... **\$5c**




Adjustable Width Cut for plowing different width furrows. Easily and quickly adjusted in your own field without special tools. By only changing position of standards, as illustrated above, you can convert the plow from a 2-14-inch to a 2-12-inch cut, using the same bottoms.



Endgate Lime and Fertilizer Spreader

- Attaches to rear of Wagon Box in place of Endgate.
- Spreads all commercial fertilizer and pulverized lime, wet or dry.
- Positive worm force feed. -Convenient lever control. Material is simply shoveled into hopper from wagon box. No clogging or caking. No holes to bore. Regulator slides permit adjustment for spreading the desired amount per acre. Dry commercial fertilizer can be applied in as small quantities as 150 pounds to the acre. Sows close to the ground. All bearings are on outside, dust and dirt free, easily oiled. Protector board or shield extending below the revolving discs prevents interference. Double revolving discs with fans driven by balanced gears insure an even, uniform spread up to approximately 20 feet in width, depending on weight and condition of material. Price includes large sprocket wheel with clips for attaching to wagon wheel; also chain for driving. Shipped from factory near FORT WAYNE, IND. **\$26.50**
- 32HM1153½—Wt., 200 lbs. Not Prepaid. **\$26.50**

Easy Term \$5 DOWN
See Page 565



All Steel Two-Horse Force Feed Lime and Fertilizer Sowers

- Hand lever feed control.
- Hopper 12 bushel capacity.
- Heavy Cast paddle agitator.
- Spreads all commercial fertilizers; pulverized limestone, marl, ashes, lime, etc.

Will sow as little as 250 pounds of dry commercial fertilizer to the acre depending on kind of fertilizer and moisture content. The agitator consists of heavy cast paddles mounted on 1¼-inch square steel shaft axles driven from both wheels. Drive shaft has a center bearing and each wheel drives half the shaft independently of the other half. A clutch in each wheel enables operator to throw out one or both drives. The agitator paddles are 6 inches in diameter, one directly over each discharge opening in hopper bottom. Insures steady uniform feed of any weight material. Hopper has hinged lid. A removable galvanized screen keeps out obstructions. Extra large grease cups on bearings provide thorough lubrication. Steel wheels, 30 in. in diameter; 4-in. wide concave tires. Price includes pole but no neckyoke or eveners. Width of sowing, 8 feet. Shipped from BRADLEY, ILL. Not Prepaid.

- 32HM1133½—Weight, 465 lbs. **\$39.95**


MAKE A GENERAL PURPOSE TRACTOR

ESTIMATED FREIGHT CHARGES
Per 100 Lbs. on Tractor Attachments

150 Miles.....\$0.51
300 Miles......64
500 Miles..... 1.01
750 Miles..... 1.33

Easy Terms
\$9 DOWN

See Page 565




1832-1932
THRIFTY FARMER TRACTOR UNIT
LEY CENTENNIAL


\$99⁵⁰
CASH
And Up



PULLING REGULAR TRACTOR PLOW




PULLING 7-FOOT TANDEM DISC



PULLING 3-SECTION DRAG




PULLING 2-ROW CULTIVATOR



HAULING LOADED RACK

- For Model—"T" or Model—"A" Ford engine and chassis.
- Turning Radius—15 feet.
- Drive Wheels—45 inches diameter; 8-inch face; 3/4-inch tire; 18 1/2-inch spokes; 2x1 1/2x1/4-inch cleat lugs.
- Tread (Rear)—70 1/2 inches, center to center of tire.
- Drive Gear—18 1/2-inch diameter 2-inch face, 41 teeth.
- Drive Pinion—4 1/2-inch diameter 2 1/2-inch face, 10 teeth.

- Gear Ratio—14 to 1.
- Clearance—12 1/2 inches front, 17 inches rear.
- Plowing speed—2 1/4 miles per hour.
- Engine speed—1200 R. P. M.
- Lubrication—Alemite on main axle and jack shaft.
- Bearings—Meliflex roller bearings on jackshaft; TIMKEN roller bearings on drive wheels.
- Drawbar—Wide range of adjustment.



Tractor Hitch and Drawbar

Fits Any Model "T" or Model "A" Ford Chassis

EVEN if you can't afford the conventional type of tractor, you can now have a husky general-purpose tractor for an unbelievable small cost. All you need is an old Model "T" or Model "A" Ford engine and chassis and our **THRIFTY FARMER** equipment. Remove the body and without even drilling a hole, you can in less than an hour convert the old Ford into a tractor that has the pulling power of two to four horses, depending upon the condition of motor.

The **THRIFTY FARMER** is the answer to the farmers' problem of getting lower production costs. It is exactly what the farmer, truck gardener and fruit grower needs. It eliminates need for horses. There is almost no pulling job that two to four horses can do, which the **THRIFTY FARMER** cannot do faster and easier. Yet, you can have this great time, labor and money saving equipment for practically the amount it costs to maintain one large draft horse. Even if you now own a farm tractor you will find many a job in which the **THRIFTY FARMER** can help out or do better and more cheaply, saving much wear and tear on the more expensive outfit.

Does Almost Any Farm Power Job

The **THRIFTY FARMER** can be used with any number of horse drawn tools. It "walks off" easily with a 16-inch plow. Pulls a 6 or 8-foot disc and under favorable conditions will handle a two bottom plow or a double disc harrow. Let it pull your mower; drag roads and fields. Use it for hauling wagons, seeder, cultivators, spreader or hay rack.

"Only Eats When It Works"

The **THRIFTY FARMER** requires no attention when not in use. Its only "feed" is gasoline and on a gallon of fuel the **THRIFTY FARMER** averages a full hour of service with never a stop for rest. Heat and flies never bother this "iron horse."

Much Heavier Than Previous Units

The **THRIFTY FARMER** is designed by farm tractor engineers, it is much heavier and stronger than any unit

of this kind heretofore on the market. It is built husky enough to outlive several Ford engines and give you years of service. It is worthy of the best engine you can give it. It has the extra weight to hold to its work and provide essential traction.

Sturdy gears with extra large teeth transmit the power to the heavy drive wheels. Gears are cast of a special alloy steel, then machined and hardened.

Instead of operating on an internal gear around the wheel rims the **THRIFTY FARMER** drive gears are coupled direct to the wheel hubs high up from the ground and are protected with covers against mud, dirt and trash. This arrangement also does away with "turning over" the rear axle of the Ford. The **THRIFTY FARMER** jackshaft principle leaves the axle in its original position.

Equipment includes Frame with rear wheels, axles, gears, drawbar, gear cover, gas tank clamps and seat—in fact all necessary parts and fittings to convert your old Ford into a **THRIFTY FARMER** Tractor.

Shipped from factory near Chicago, Ill. Not Prepaid.

32HM900 1/2—Equipment to convert Model T Ford to Thrifty Farmer Tractor. Wt., 1190 lbs. **\$99.50**

32HM901 1/2—Equipment to convert Model A Ford to Thrifty Farmer Tractor. Wt., 1220 lbs. **\$105.00**

32HM903 1/2—Special Front Steel Wheels, 30 inches high, with 3x3/4-inch tires, to replace regular Ford Wheels. Wt., 122 lbs. Per Pair. (4-State Model)..... **\$7.50**

32HC904 1/2—Non-Skid rims to fit 32HM903 1/2 special wheels. Wt., 20 lbs. Per Pair..... **\$3.75**

32HC905 1/2—Add for set of 48 spade lugs when desired in place of regular angle cleats..... **\$5.00**

32HM906 1/2—Set of 48 spade lugs when desired as extra. Wt., 120 lbs. **\$9.75**

For Time Payment Prices and Terms, See Page 565.



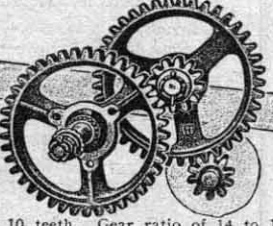
Timken Bearings
Drive wheels are equipped with Timken Roller bearings to eliminate wear from end thrust. Long life is assured because of the friction-free operation. Jackshaft is mounted on Heliflex roller bearings. Only the best of materials is used in these parts, and accurate fitting is insisted upon throughout.




Non-Skid Rims
which insure easier turning and better steering.

Can furnish steel front wheels at extra price built especially to fit Ford axle and hub. Also non-skid rims for front steel wheels

Special Gear Design
Special, hard gear metal is used in the driving gears. Extra-wide faced teeth mean longer life and positive traction. Drive gear is 18 1/2 inches in diameter, has 2-inch face and contains 41 teeth. Drive Pinion is 4 1/2 inch diameter, 2 1/2 inch face with 10 teeth. Gear ratio of 14 to 1 and ratio to engine of 51 to 1 insures plenty of power with minimum load of the engine.




FROM an Old Ford!




Rear view of Two-Row Cultivator 32HM912½. (4 shovels in front, 8 shovels in rear.)

1832-1932
SPECIAL PRICES
for BRADLEY CENTENNIAL

For Easy Terms
See Page 565



Spade Lugs, as illustrated, in place of angle lugs, \$5.00 extra.



32HM922½
Front Wheel Assembly
\$13.75

Special Tillage Equipment for THRIFTY FARMER

HERE'S exactly the combination you need for quick, low cost crop raising. A THRIFTY FARMER with this special tillage equipment does away with the slow, tiresome drudgery of plowing, and cultivating with horse drawn tools. It gives you a general-purpose tractor that handles all these tasks more easily, saving time and money on every operation. You don't even need a single team of horses to raise your crops. The THRIFTY FARMER is always "ready to go"—and it's good for 24 hours' work a day, if necessary.

Your complete investment in a THRIFTY FARMER and our special equipment is actually less than the upkeep of a team of horses for a year! It is but a fraction of what you would have to pay for regular farm tractor equipment. But your savings are even greater when you consider the time saved over horse-drawn operations. You disc and drag much faster; it "eats up" your plowing tasks; enables you to get over your fields oftener with proper tilling and cultivating equipment.

Built in David Bradley Factory

These implements are built in the famous David Bradley factory. There, our engineers designed this equipment especially for the THRIFTY FARMER. Quality materials and workmanship are combined with correct design. Every implement can be easily controlled from the tractor seat. You can sit in the comfortable tractor seat and watch the THRIFTY FARMER "eat up" the acres—turning out a perfect job wherever it's used.

Row Crop Equipment


Row-crop cultivating equipment means greatly reduced cultivating costs and time. With special front wheel arrangement and the two-row cultivator, you travel over all your fields at twice the acreage per day of a horse drawn, 2-row cultivator. High clearance permits late cultivation.

Make Your Own Tractor Plow


Your old walking plow becomes a tractor plow when fitted with our 32HM920½ attachment. The bottom can be raised and lowered from the tractor seat.

The following implements are made especially for use with the THRIFTY FARMER. Shipped from factory at Bradley, Ill. Not Prepaid.


- 32HM910½—Lever and Drawbar Assembly for use with any of the following implements, except 32HM920½ plow attachment. If you order one or more of the implements, you need order but one of these. Weight, 65 pounds..... **\$11.50**
 - 32HM912½—2-Row Cultivator (12 shovels), without lever and draw bar assembly and less shovels. (Shown on THRIFTY FARMER at top of page.) (For shovels or sweeps see page 580.) Weight, 320 pounds..... **\$31.25**
 - 32HM913½—16-Tooth 2-Row Spring Tooth Cultivator, with 16 2x7-inch reversible point shovels, less lever and draw bar assembly. (See Illustration 1.) Weight, 215 pounds..... **\$29.85**
 - 32HM914½—16-Tooth 2-Row Harrow or Cultivator, less lever and draw bar assembly. (Same as Illustration 1, except has 16 plain, flat point spring harrow teeth.) Weight, 198 lbs..... **\$28.75**
 - 32HM915½—39-Tooth Weeder, less lever and draw bar assembly. (See Illustration 2.) Weight, 90 pounds. **\$10.75**
 - 32HM916½—Spike Tooth Tiller or Grub-All, less lever and draw bar assembly. (See Illustration 3.) Weight, 290 pounds..... **\$19.85**
 - 32HM918½—Duck Foot Shovel Tiller with 11 sweeps, less lever and draw bar assembly. (See Illustration 4.) Weight, 295 pounds..... **\$23.50**
 - 32HM920½—Plow Attachment to convert walking plow into a tractor plow (See Illustration 5.) Weight, 95 pounds..... **\$6.95**
 - 32HM922½—Special Front Wheel Assembly, shown above, complete with special guide rods and 24-inch wheels. Recommended for use in cultivating row crops. Weight, 162 pounds..... **\$13.75**
 - 32HC923½—Non-Skid Rims to fit 32HM922½ 24-inch steel wheels. Weight, 15 lbs. Per pair..... **\$2.65**
- For Time Payment Prices and Terms, See Page 565.




1
SPRING TOOTH CULTIVATOR
4 Teeth in Front—12 Teeth in Rear




2
SPRING TOOTH WEEDER



3
SPIKE TOOTH TILLER



4
FIELD TILLER WITH DUCK FOOT SHOVELS



5
WALKING PLOW CONVERTED INTO TRACTOR PLOW With 32HM920½ Attachment




MOWING

The THRIFTY FARMER provides reliable power to handle the job faster and easier. In a clean field, one man easily handles the job.



RAKING

You can "make hay while the sun shines" with this handy combination. The THRIFTY FARMER makes quick work of raking.



PLANTING

One man can seed many more acres a day if he has a THRIFTY FARMER. Also, it will work 24 hours a day if necessary.

PROVE For YOURSELF The SAVINGS


REDUCED
TO
\$149⁵⁰




CULTIVATING



MOWING



BELT POWER



**Reliable
Efficient
Lower-Cost
POWER!!**

**for
Gardeners
Florists
Poultry-
Raisers
Suburbanites**

EASY TERMS
as Low as
\$12⁵⁰
DOWN
See Page 565

**SIMPLE . . .
Easy to Operate**

HANDIMAN GARDEN TRACTOR

The Handiman is as good as its name—for discing and light garden plowing jobs, also planting, cultivating and mowing. Scores of Belt jobs can be handled capably. Seeder listed below can be used singly or 2, 3, or 4 can be purchased and coupled together to speed up planting.

Here's a new, improved model of this famous garden tractor—at a REDUCED PRICE for the Bradley Centennial! Compare specifications, quality and price with any other garden tractor in America. Then make the saving that The World's Largest Store alone can offer.

*All throttle, clutch and tool controls are conveniently located to insure quickest, easiest operation for most accurate work. Low center of gravity and proper balance prevent tipping.

- 2½ H.P. Air-Cooled Gasoline Engine.
- Does work of 3 or 4 men with hand-tools.
- Special tool control for accurate cultivating.
- Wheel tread adjustable from 15 to 24 inches.
- 12½-inch Clearance over rows.
- Travels ½ to 2 miles per hour.
- Operates belt Machinery as Feed Mills, Pump Jacks, Washing Machines, Etc.
- Burns 1 gal. of gasoline and 1 pint of oil per work day.

Power Plant Single cylinder, four cycle air-cooled engine. 2½ inch bore x 2½ inch stroke, 9 inch cooling fan. Oiling—Automatic force pump and splash system with crank case fully enclosed. Tillotson carburetor. Air cleaner on carburetor.

Transmission Enclosed spur-gear self lubricating transmission with sliding jaw type clutch. Spring ratchet type differential.

Chassis Wheels 26 inches high with 3 inch wide tires—1½ inch angle iron lugs bolted on. Can furnish 2-inch lugs instead if specified on order for \$2.00 extra, but these are only necessary in soft, sandy or muck soils. Extension rims are recommended under such conditions and are generally more satisfactory than larger lugs on account of the wider tire surface. Extension rims furnished at extra price in 2 and 4-inch width are attached with clamps and can be quickly put on or taken off without removing lugs from wheels.

32HM870½—Handiman Garden Tractor. Complete with Battery Ignition System; Field Lugs; Double Draw Bar; Handle Tool Control; 2 Gauge Wheels; Hand Crank; 6 Cultivating Steels, (8x 1¼); 6 Tool Posts and Clamps; Air Cleaner; Necessary Bolts and Nuts. (Dry Cell Batteries not included.) Shipped from Minneapolis, Minn. Not Prepaid. Weight, 390 lbs. **\$149.50**

32HM897½—Handiman Tractor same as above except equipped with Magneto Ignition in place of battery. Weight, 398 lbs. **\$165.00**

(A) **32HC879½**—Plow, 5½ inches with post. Wt., 13 lbs. **\$3.90**

32HC885½—Plow, 7-inch with coulters, pivot hitch, clevis. Weight, 60 lbs. **\$15.95**

32HM891½—Seeders with Attaching unit. Wt., 50 lbs. Each. **\$17.50**

32HM884½—4½-foot Spike Tooth Harrow. Wt., 62 lbs. **\$11.75**

(H) **32HC872½**—Sweeps, 8-inch. Wt., 1½ lbs. Each. **42c**

(J) **32HC873½**—Sweeps 10-inch. Wt., 1½ lbs. Each. **50c**

(G) **32HC874½**—Hilling Tools. Wt., 3 lbs. Pair. **92c**

(I) **32HC875½**—Center Tooth. Wt., 1½ lbs. Each. **35c**

(B) **32HC876½**—Cultivating Steel (8x1¼ inch). Wt., 1 lb. Each. **18c**

(C) **32HC877½**—Cultivating Steel. (8x2 in.) Wt., 1½ lbs. Each. **22c**

(K) **32HC878½**—Furrower, 10-inch. Wt., 3½ lbs. Each. **\$1.05**

(F) **32HC880½**—Weeding Hoes with Tool Posts. Wt., 7 lbs. Pair. **\$2.50**

(D) **32HC882½**—Disc Hoes, 8-inch. Wt., 45 lbs. Set. **\$6.50**

(E) **32HM883½**—Disc Hoes, 10-inch. Wt., 80 lbs. Set. **\$12.75**

32HM886½—21-inch Lawn Mower. Pulling Type. Wt., 110 lbs. **\$29.90**

32HM887½—21-inch Lawn Mower. Pushing Type. Wt., 130 lbs. **\$38.00**

32HM888½—31-inch Lawn Mower. Pulling Type. Wt., 150 lbs. **\$56.00**

32HM889½—31-inch Lawn Mower. Pushing Type. Wt., 170 lbs. **\$64.00**

32HM890½—Sickle Bar Attachments. 3-foot cut. Complete. Weight, 208 lbs. **\$62.50**


32HM894½—2-inch Quick Detachable Extension Rims. With Lugs. Wt., 30 lbs. Per Pair. **\$7.85**

32HM895½—4-inch Quick Detachable Extension Rims. With Lugs. Wt., 50 lbs. Pair. **\$12.60**

32HC896½—Belt pulley. 5-inch diameter x 2¾ inch Face. Weight, 5 lbs. **\$3.75**


32HC8981½—Spike Lugs in place of Regular angle iron lugs extra. **\$4.00**

BRADLEY General Purpose Adjustable Tread TRACTOR

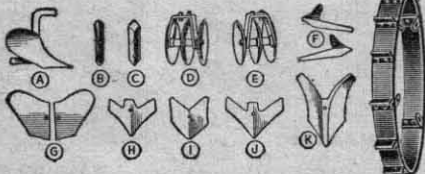



**PRICED to MEET
TODAY'S DOLLAR**

If you haven't seen this sensational tractor, write today for our Free Illustrated circular 8706H. You'll be amazed at the low price—only recently reduced again to fit in with the BRADLEY Centennial plan of no-profit prices on farm equipment. Let us direct you to the BRADLEY service station nearest your home. Remember, we have a full line of power equipment especially built for the BRADLEY.




7-inch Plow With
Coulters



Extension Rim

Tractor Attachments



Line Drive Attachments

To operate tractor from seat of implement. Very latest improved. Do not compare with light cheap drives. Heavy, substantial, long wearing, dependable. Automatic clutch control furnished is positive and safe. Man on implement can drive and guide tractor as easy as from seat of tractor. Saves an extra man. When installed tractor will travel straight ahead and turn direction desired with slight pull on line. Directions include: Shipped from factory in MICHIGAN. Postpaid.

32H2300 1/4—For Fordson Tractor. Postpaid... **\$9.95**
32H2301 1/4—For McCormick-Deering 10-20 or 15-30 Tractors. Postpaid... **\$9.96**
32H2304 1/4—For Wallis 12-20 or 20-29 Tractors. Postpaid... **\$9.97**
32H2307 1/4—For Deere General Purpose Tractors. Postpaid... **\$9.98**

Spring Seat Back

Supports the back and makes riding easier. Fastens on with same bolt that holds implement seat. All steel construction. Adjustable. Weight, 5 lbs. Postpaid.

32H7165 1/4
 Spring seat back... **\$2.10**

Tractor Radiator Guard

Protects radiator from obstructions yet allows free passage of air. Self cleaning. Adds to appearance of tractor. All-steel, 1/4-inch rods with swaged shoulders securely riveted to bar at each end. Rods spaced 3/4-inch apart. Can furnish instead if so ordered guard consisting of angle iron frame and filler of 18-gauge wire fabric 6 meshes to inch. Be sure to specify size and make of tractor. If wanted for tractors other than those listed, write for prices. Weight, 10 lbs. Postpaid.

32H2312 1/4—To fit McCormick Deering 10-20... **\$2.90**
32H2313 1/4—To fit McCormick Deering 15-30... **\$3.25**
32H2314 1/4—To fit Farmall... **\$2.60**
32H2315 1/4—To fit Deere 10-20... **\$2.88**
32H2316 1/4—To fit Deere 15-27... **\$3.12**
32H2317 1/4—To fit Allis Chalmers Units... **\$3.95**
32H2318 1/4—To fit Fordson-New... **2.60**

Tractor Wheel Cleaner

Malleable iron castings and steel blade. Extra braces for fenders and platforms. No bars or equipment to interfere with power takeoff. Tension spring holds blade close to wheel surface. Safety spring trip allows blade to slip ahead in casting when serious obstruction is met. Blades easily removed in dry or freezing weather. Weight 25 lbs. Postpaid.

32H2310 1/4—Wheel Cleaner for McCormick, Deering 10-20 or 15-30 Tractor. Per Pair... **\$7.90**
32H2311 1/4—Wheel Cleaner for Twin City 17-28 or 21-32 Tractor. Pair... **\$7.95**

Extension Rim Clamp

For Fordson, McCormick-Deering or any tractor having a flange wheel. With these clamps extension rim can easily be attached or removed.

32H2299 1/4—Set of 4. Postpaid... **\$2.35**

Safety Spring Hitch With Clevis for Scissor Bar Plows

Meets practically all need in a coupling between tractor and implement. Adjustable for 2- to 4-bottom loads. Fits all scissor bar plows, many with solid bar, and all straight bar tractors. Has safety spring release and self coupling features. Steel construction. Wt., 15 lbs.

32H2297 1/4—Postpaid... **\$5.65**

Safety Spring Hitch

Fits nearly all makes of tractors. Has malleable frame and steel parts. Adjustable. Will handle one to four plow bottoms. Automatically uncouples if power strikes an obstruction. Has self-coupling feature when backed into. Main bearing has steel roller, which reduces friction and insures accuracy. Weight, 11 pounds.

32H2298 1/4—Postpaid... **\$4.35**

Side Hill and Safety Hitch for Tractors

When implement strikes obstruction, coupling releases, preventing breakage. Adjustable to any tension equal to 1 to 4 plow bottoms. Full 12-inch shift. Easily fitted to all horizontal draw-bar tractors. Weight, 20 lbs. Postpaid.

32H2289 1/4 For Fordson... **\$7.10**
32H2290 1/4 For McCormick-Deering Tractors... **\$7.15**

Shifting Side Hill Hitch for plowing on side hills or where an offset is required; plow adjusts to cut even furrow from operator's seat. Without safety spring coupling. Wt., 15 lbs. Postpaid.

32H2294 1/4—For Fordson only... **\$4.65**
32H2295 1/4—For McCormick-Deering Tractors... **\$4.70**

Seat Spring

Fits any tractor or riding machine with implement seat. Attached by one bolt. Made of spring steel. Safety carries up to 250 pounds. Quickly removable to use on other seats. Swinging Spring Shackles. Three-hole adjustment adapts it for long or short operator. Not Prepaid.

32HC7160 1/4—Seat Springs with one bolt. Wt., 7 1/2 lbs... **\$2.25**
 If by mail, add 22c postage.

Riding Seat for Farm Riding Machines

Steel frame construction, waterproof removable cushion fabric. Has 16x18-in. seat base. Back, 14 in. high. Form fitting. 12 durable coil springs in cushion. Not Prepaid.

32HC7162 1/4—Seat complete. Weight, 21 pounds... **\$4.50**
 If by mail, add 48c postage.

Seat Cushions

Made of heavy brown drilling, cotton filled, machine tufted, 2 inches thick, strongly sewed. Has tapes to fasten to seat. Postpaid when included in \$2.00 orders or more.

32H7123—Wt., 2 lbs... **48c**

Auto Power Pulleys

Attaches to either rear wheel of automobile. When so attached it is a perfect belt power pulley for machine. Made of cast iron, 10 inches diameter, 5-inch crown face.

32H2360 1/4—For Ford, Star, Whippet and similar cars having wood wheels with 9 or 12 spokes. Will fit either passenger cars or trucks. Pulley is attached to spokes with 3 hook bolts furnished. Postpaid... **\$3.95**
32H2361 1/4—For Model "A" Ford Cars with wire wheels. Pulley is attached by removing wire wheel and bolting pulley to hub in place of wheel. Postpaid... **\$3.95**
32H2362 1/4—Will fit any model Chevrolet car with disc wheels. Pulley is attached to hub using regular wheel bolts. Postpaid... **\$3.95**

NO PROFIT PRICES!

1832-1932



See Page 565

Bradley-Schofield No. 5 POTATO PLANTER **\$23.20** CASH

—Plants uniform depth.
 —Sloping hopper bottom.
 —Depth of planting 2 to 6 inches.
 —Marker adjustable for various width rows.

Without Fertilizer Attachment

The lowest prices in America on tillage tools. Our contribution for greater farm profits. The same high quality at prices you cannot afford to overlook.

Build extra strong throughout and will stand up under heavy soil conditions. Planter is operated by a driver who sits on the hopper and a boy who sits in the rear and feeds the seed into the conveyor from both sides of tray, which is kept replenished by sloping hopper bottom. Convenient lever control for raising furrow opener and adjustable covering discs. Steel wheels, 30 inches in diameter, have 3-inch concave tires. Reversible row marker. Fertilizer attachment with regulating adjustment, furnished at extra price puts fertilizer in separate rows so that it does not come in contact with seed. Works off same clutch as planter and is thrown in or out of gear with planter. Shipped from BRADLEY, ILL. Not Prepaid.

32HM445 1/4—Without Fertilizer Attachment. Weight, 240 pounds... **\$23.20**
32HM446 1/4—Complete as illustrated. Weight, 281 pounds... **\$28.60**

David Bradley Steel Beam Potato Hillers and Diggers

This digger is a great labor saver. If you buy the combined hiller and digger, you will have a combination tool that will serve in both cultivating and harvesting your potato crop and can also be used as a shovel plow in other work.

\$5.80 Digger **\$6.15** Hiller

—Beams forged steel highly arched.
 —Blades ground and polished.
 —Handles adjustable, rigidly braced.
 —Hiller Blade has hinged wings adjustable for width.

Either hiller or digger blade can be used on same beam, easily put on. Buy the combination hiller and digger, every farmer has need for both and the combination will serve all purposes for both. Shipped from BRADLEY, ILL., Not Prepaid.

Catalog No.	Description	Weight	Price
32HM432 1/4	Potato Digger only	100 lbs.	\$5.80
32HM433 1/4	Potato Hiller only	72 lbs.	6.15
32HM434 1/4	Combined Potato Hiller and Digger	118 lbs.	8.50
32HC435 1/4	Front Gauge Wheel, Extra	11 lbs.	.90

MAIN DRIVE CHAINS FOR BINDERS AND SPREADERS

Save money on Complete Drive Chains. Made of best quality malleable iron links with steel rivets. When ordering be sure to give name of machine, number of links to chain and link number. Shipped from factory in Milwaukee, Wis. Postpaid.

32H7135 1/4—Drive Chain to fit the following:


Chain Number	To Fit	Links to Chain	Link No.	Year Used	Wt. Lbs.	Price Complete Postpaid
V506	Acme Grain Binder	42	M	1901-21	14	\$3.40
K502	Champion Grain Binder	45	72	1894-1907	12	2.65
H5619	Deering Grain Binder	52	72 1/2	1893-1909	15	3.15
K2014	Deering Grain Binder	50	72 1/2	1895-1909	14	2.90
H4561	Deering Grain Binder	55	H630	1908-20	16 1/2	4.50
HZ5595	Deere Grain Binder	55	H236	1912	16 1/2	4.50
HZ5250	Deere Corn Binder	56	H236	1913-15	16	4.60
H1530	Deere Corn Binder	54	HZ36	1915-	16	4.40
1406S	International Wood Frame Spreader	72	72 1/2	1905-20	20	4.15
4395S	International, Steel, Low Corn King and Cloverleaf Nos. 2 and 5 International Low and Lift Spreader	66	72 1/2	1912-20	18	3.75
4511S	International Spreader	81	72 1/2	1912-18	22	4.65
5177S	International Spreader	57	H4	1920-	18 1/2	4.65
B14 or V69	McCormick-Deering Grain Binder	43	HA567	1910-12	14 1/2	3.50
BA14 or VA69	McCormick-Deering Grain Binder	43	HA567	1894-	16	4.05
B1234	McCormick-Deering Grain Binder	42	HA567	1894-1913	14	3.95
BA1234	McCormick-Deering Grain Binder	42	HA567	1913-	16	3.95
C654	McCormick-Deering Corn Binder	32	H567	1898-1913	11	2.60
CA654	McCormick-Deering Corn Binder	30	H567	1914-	10	2.45
CB654	McCormick-Deering Corn Binder	30	HA567	1914-	11	2.85
CC654	McCormick-Deering Corn Binder	32	HA567	1898-1913	12	3.00
HA566	McCormick-Deering Grain Binder	42	HA567	1913-	12	3.95
H566	McCormick-Deering Grain Binder	42	H567	1894-1913	14	4.40
SB330	Milwaukee Grain Binder	50	No. 2 Pintle	1913-	17	4.35
SA330	Milwaukee Grain Binder No. 10... New Idea Spreader	50	72 1/2	1891-1912	13 1/2	2.90
		53	H4		17	4.30

If chain is wanted for machines other than those listed above write us for prices being sure to give name and type of machine, number of links to chain and link number.

WAS ~~\$35.95~~ NOW \$23.95 And Up

PRICES SLASHED 1/3

Never before in our history have we made such drastic slashes in prices. The 100th Anniversary of the Bradley Factory was the signal for the greatest implement sale in America. The name BRADLEY has been a household word in American farm homes for a century. Now, this famous name means more than quality; it signifies the lowest prices in many years. Here are the pre-war prices, and today's modern improvements.



DAVID BRADLEY

DISC HARROWS

Farmers pronounce the David Bradley Disc Harrows the strongest and most efficient harrows of their type. These farmers have profited directly from the superior work on their farms which Bradley discs have produced. Improvements in design and construction have kept this harrow the leader in the field. Tractor-harrow strength, flexibility for even penetration and additional weight, make it ideal for use with either tractor or horses.

EASY AS TAKING \$4 DOWN See Page 565

- For Horses or Tractor.
- Separate Angling Levers.
- Galesburg Heat-Treated Disc Blades for Longer Life.
- Adjustable Tongue-Truck.
- Extra Strength in Every Part.
- Center Pressure Means Better, More Even Penetration.
- Independent Gang Control.
- Bumper Washers.
- Grease Cup Lubrication.
- Oil-Soaked Maple Bushings.
- Oscillating Steel Scrapers.
- Easy Riding Spring Seat.

Estimated Freight Charges Per 100 Lbs. on Disc Harrows
 150 Miles...\$0.51
 300 Miles... .64
 500 Miles... 1.01
 750 Miles... 1.33

Dependable Repair Service Big Stocks - Low Prices

Heat Treated Disc Blades

Better penetration and longer life are insured by the heat treated disc blades—discs keep cutting edge much longer, a distinct advantage when working in hard or stony ground.

Separate Angling Levers


These levers enable operator to give gangs proper angle in relation to each other when working on hill-sides or in ground which has varying degrees of hardness. Center pressure construction enables operator to instantly conform the discs to the ground surface by raising or lowering inner ends of gangs with independent levers.

Extra Strength

Extra strength to withstand hardest strains is found in the Bradley. Steel is used wherever practical—real solid strength is conspicuous in every line of this harrow. Its heavy construction gives it the added weight necessary to assure good penetration under most severe conditions. Bradley Disc harrows owe much of their great popularity to the fact that extra strength and the use of quality materials throughout practically eliminate all repair worries for the owners. Thousands of farmers testify to this feature.

Adjustable Tongue Truck

Adjustable tongue truck is flexible—its wide tread wheels prevent tipping—make turning easy. Horses are relieved of all neckweight. David Bradley Disc Harrows are shipped complete with eveners, scrapers, weight boxes and tongue truck from Factory at Bradley, Ill. Not Prepaid.



Bradley, Ill. Not Prepaid.
 32HM340 1/2—For use with harrow up to 8 feet wide. Weight, 80 lbs. \$4.50
 32HM341 1/2—For use with 9 and 10-foot harrows. Weight, 90 pounds. \$5.50

David Bradley Tongue Truck

The same as furnished with Disc Harrow shown above. Adjustable for all heights of hitches. Wide wheel tread prevents tipping, relieves horses of neckweight and makes turning easy. 16-in. heavy steel wheels, 2-in. tires. Have long, oil-retaining dustproof hubs. Have grease cups. Shipped from Bradley, Ill. Not Prepaid.
 32HM347 1/2 \$4.00
 Wt. 65 lbs.



32HC348 1/2 Pole Plate for two or 4 horses, wt. 4 lbs. \$5.00
 32HC349 1/2 Offset pole attachment for 3 to 5 horses. Wt. 18 lbs. \$1.65

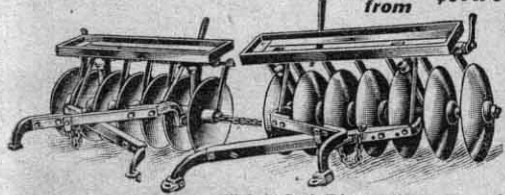
Catalog Number	No. of Discs	Width of Cut	Size Hitch	Harrow with 16-inch Discs		Harrow with 18-inch Discs	
				Weight	Price	Weight	Price
32HM330 1/2	8	4 feet	2-Horse	400 lbs.	\$23.95	432 lbs.	\$26.35
32HM331 1/2	10	5 feet	2-Horse	430 lbs.	26.15	478 lbs.	29.15
32HM332 1/2	12	6 feet	3-Horse	490 lbs.	29.00	538 lbs.	32.60
32HM333 1/2	14	7 feet	4-Horse	535 lbs.	32.45	591 lbs.	36.65
32HM334 1/2	16	8 feet	4-Horse	590 lbs.	35.00	654 lbs.	39.80
32HM335 1/2	18	9 feet	4-Horse	650 lbs.	39.50	722 lbs.	44.90
32HM339 1/2	20	10 feet	4-Horse	722 lbs.	42.35	802 lbs.	48.35
32HM329 1/2	24	12 feet	6-Horse	920 lbs.	55.95	1016 lbs.	63.15

Amounts to Deduct Where Disc Harrows are Wanted Without Eveners, Weight Boxes or Scrapers

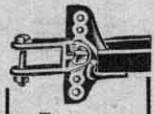
Deduct for Harrows Having	8 Discs	10 Discs	12 Discs	14 Discs	16 Discs	18 Discs	20 Discs	24 Discs
	Without eveners	\$1.00	\$1.00	\$1.85	\$2.70	\$2.70	\$2.70	\$2.70
Without weight boxes	.85	.85	1.20	1.50	1.50	1.50	1.50	2.00
Without scrapers	1.50	1.70	1.85	2.00	2.15	2.30	2.50	2.85

Reduced \$30.75 from

\$20.50 And Up Rear Gangs for Bradley Disc Harrows



You can convert your horse drawn Bradley Disc Harrow into a tandem tractor disc by purchasing the rear gang or trailer attachment and tractor hitch illustrated at the left. Complete with Connections for Attaching to Forward Gangs of Either Our Horse Drawn or Tractor Harrows. Shipped from BRADLEY, ILL. Not Prepaid.



Tractor Hitch. When using David Bradley Horse Drawn Disc Harrows with tractor, this hitch is necessary. Made extra strong.
 32HC309 1/2 Tractor Hitch, Wt. 15 lbs. \$2.10 Not Prepaid.

Catalog Number	Width of Cut	With 16-Inch Discs Without Scrapers		With 18-Inch Discs With Scrapers		Catalog Number	Wt., Lbs.	Price	Wt., Lbs.	Price
		Lbs.	Price	Lbs.	Price					
32HM314 1/2	6 feet	298	\$20.50	388	\$22.50	32HM421 1/2	346	\$24.10	436	\$26.10
32HM315 1/2	7 feet	348	22.45	397	25.35	32HM422 1/2	404	26.65	453	29.55
32HM316 1/2	8 feet	394	24.65	446	27.65	32HM423 1/2	458	29.45	510	32.45
32HM317 1/2	10 feet	479	28.55	541	31.70	32HM424 1/2	559	34.55	621	37.70

Repair Parts for David Bradley Disc Harrows

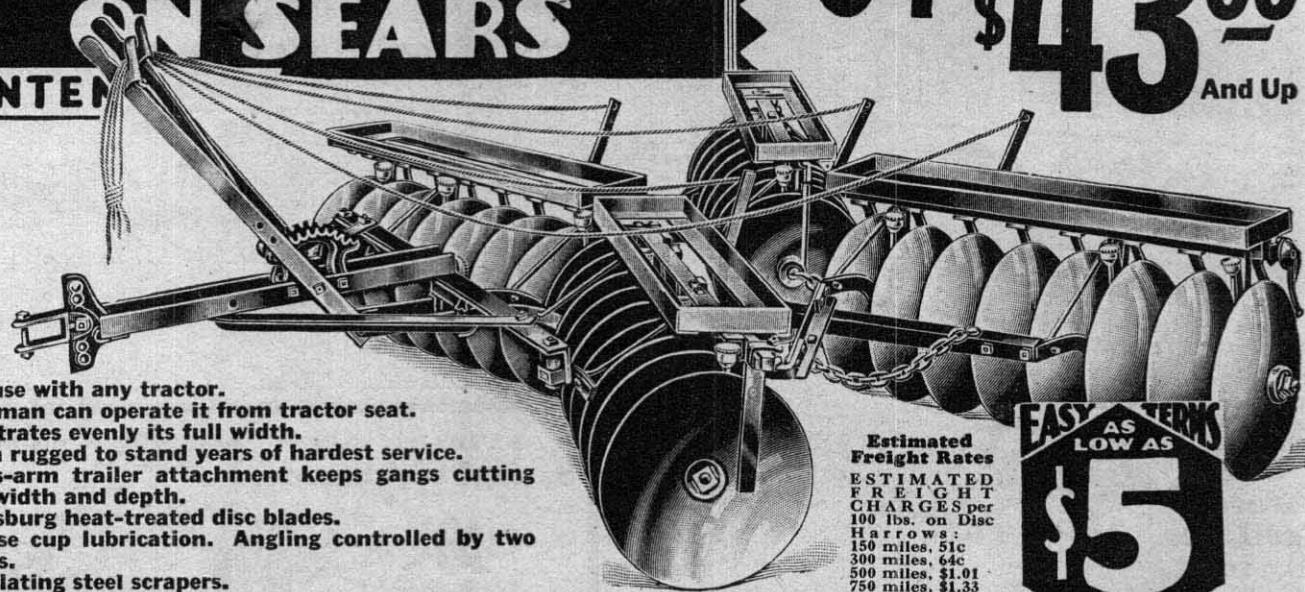


When ordering be sure to give marks and letters appearing on your old part. Postpaid when included in \$2.00 orders or more.
 32H402—Bumper Washer Marked No. 5111A. Wt., 3 lbs. 60c
 32H403—Spacing Spools Marked No. 5119A. Wt., 3 1/2 lbs. 75c
 32H404—Bearing Spools Marked No. 5114A. Wt., 3 1/2 lbs. 78c
 32H405—Bearing Box Marked No. 1093E Lower Half. Wt., 2 1/2 lbs. 60c
 32H406—Bearing Box Marked No. 1495E Right Hand Upper Half. Wt., 3 1/2 lbs. 80c
 32H407—Bearing Box Marked No. 1496E Left Hand Upper Half. Wt., 3 1/2 lbs. 80c
 32H408—Wood Bushings Marked No. 5117A. Wt., 1/2 lb. Per Pair. 18c

YOU CAN DEPEND ON SEARS

CENTER

Was ~~\$64.50~~ Now **\$43.00** And Up



- For use with any tractor.
- One man can operate it from tractor seat.
- Penetrates evenly its full width.
- Extra rugged to stand years of hardest service.
- Cross-arm trailer attachment keeps gangs cutting full width and depth.
- Galesburg heat-treated disc blades.
- Grease cup lubrication. Angling controlled by two levers.
- Oscillating steel scrapers.

Estimated Freight Rates
 ESTIMATED FREIGHT CHARGES per 100 lbs. on Disc Harrows:
 150 miles, 51c
 300 miles, 64c
 500 miles, \$1.01
 750 miles, \$1.33

EASY TERMS AS LOW AS \$5 DOWN

DAVID BRADLEY Tractor Disc Harrows

See Page 565

No wonder this David Bradley is one of the most popular discs in the field. Sturdy strength, efficiency and huge capacity for work make it a favorite everywhere.

To have a good seed bed that conserves the most moisture and aids in changing fertilizer or manure into plant food use this harrow. It's a genuine David Bradley and you know what that means: the finest workmanship and quality throughout. Operated from the tractor seat. Lever and rope control within easy reach of the operator.

Extra Strong Construction

Its extra strong construction matches the power of your tractor. Forward frame brace and stub pole are strongly bolted into one unit of heavy angle steel. Gang frames and braces are sturdy and rigid to withstand the most severe strains.

Heat Treated Disc Blades

For super-long life, Galesburg heat treated steel disc blades are used on this disc. Much less frequent sharpening of disc edges is the result—good work is secured even in hard or stony soils without damaging blades. Adjustable oscillating steel scrapers controlled by ropes keep discs clean under any soil condition.

Bumper Principle

Disc blades do their work entirely by side-thrust. To neutralize this end thrust on disc bearings, Bradley disc harrows employ the bumper principle on front gangs. Chain controls end thrust on rear gangs. Years of service are added to disc harrows like through this construction. There is no buckling or churning of gangs on the Bradley.

Flexibility

Flexibility, such a big factor in securing even penetration, is prominent in the Bradley. But two levers are used to control angling of sections, insuring thorough pulverizing the full width of the harrow.

Lubrication

Grease cup oiling system insures complete and thorough lubrication. Cups set below weight boxes above discs. Bearings, with oil-soaked hard maple bushings are as nearly dust proof as possible; long-lived; easily replaced at very low cost. Shipped complete with weight boxes and above features from factory at Bradley, Ill. Not Prepaid.

Bradley Tandem Disc Harrows

Catalog Number	No. of Discs	Width of Cut	With 16-Inch Disc Blades				With 18-Inch Disc Blades				
			Without Scrapers		With Scrapers		Without Scrapers		With Scrapers		
			Wt. Lbs.	Price	Wt. Lbs.	Price	Wt. Lbs.	Price	Wt. Lbs.	Price	
32HM299	24	6 ft.	633	\$43.60	725	\$47.00	32HM297	735	\$50.20	821	\$54.20
32HM300	28	7 ft.	690	47.85	792	51.50	32HM302	802	55.75	904	59.90
32HM301	32	8 ft.	780	51.85	890	56.50	32HM295	908	61.45	1018	66.10
32HM303	40	10 ft.	970	59.50	1110	65.45	32HM296	1130	71.50	1270	77.45

Single Tractor Disc Harrows


Single Tractor Disc Harrows. Consisting of Everything Shown Above, Excepting the Rear Gangs and Connections. Shipped from BRADLEY, ILL., NOT Prepaid.

Catalog Number	No. of Discs	Width of Cut	With 16-Inch Disc Blades				With 18-Inch Disc Blades				
			Without Scrapers		With Scrapers		Without Scrapers		With Scrapers		
			Wt. Lbs.	Price	Wt. Lbs.	Price	Wt. Lbs.	Price	Wt. Lbs.	Price	
32HM310	12	6 ft.	337	\$22.45	377	\$24.45	32HM318	372	\$26.05	412	\$28.05
32HM311	14	7 ft.	380	24.85	429	27.35	32HM325	420	29.05	469	31.55
32HM312	16	8 ft.	424	27.15	486	30.35	32HM327	464	31.95	526	34.75
32HM313	20	10 ft.	527	30.95	589	34.35	32HM307	567	36.95	629	40.35

David Bradley 12-Foot Disc Harrows

- Discs 12-foot strip of ground.
 - Galesburg heat-treated disc blades.
 - Grease-cup lubrication.
 - Center pressure levers insure full width penetration.
- For use with large or small tractors.

Was ~~\$61.50~~ Now **\$41.00** And Up



EASY TERMS AS LOW AS \$5 DOWN

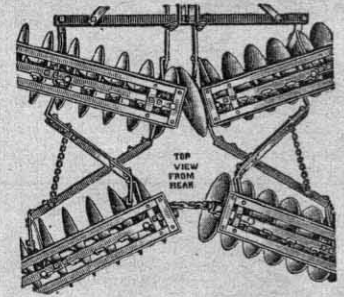
See Page 565

Splendid for discing grains, orchard work, etc., or where a wide cutting disc is preferred to the tandem type. Construction is the same as the forward gangs of our tandem harrow, excepting that

special equalizer bars are provided to compensate for the wide spread gangs. Has 24-disc blades. Shipped from Bradley, Ill. Not Prepaid.

	Less Scrapers		With Scrapers	
	Wt. Lbs.	Price	Wt. Lbs.	Price
32HM304 1/2—12-foot Harrow 16-inch Blades.....	800	\$41.00	875	\$46.00
32HM306 1/2—12-foot Harrow 18-inch Blades.....	896	48.20	971	53.20

Cross-Arm Compensating Trailer



Rear gangs are pulled and held to split the furrows of forward discs by compensating connections or drawbars and gain several great advantages over other makes. Every farmer knows the tendency of a disc harrow to "buckle up" in the center and the inner discs to run shallow. In a tandem harrow, the discs of rear gangs being reverse, there is a tendency of inner discs to run too deep. By the manner of crossing the Bradley compensating drawbars, these forces are equalized thus the deep running discs of rear gangs exert their force on the shallow running discs of the front gangs, and all are kept cutting at a uniform depth without the possibility of the front gangs cramping or being backed into the rear ones on turns. Straight line draft is accomplished for the rear gangs. The draft is direct from the tractor to the bearings of the front gang, and direct from the same front drawbar irons, through the compensating connections to the rear bearings.


No Pulling Strain

The front bearings carry none of the weight of the rear gangs. No pulling strain on the front weight box supports. Contrast this construction with types where the line of draft is, first, to a frame through goose neck connections to the rear frame, and, again, down to the rear bearings.

Swivelling Chain Connections

Notice the top view of the Bradley harrow, showing the flexible swivelling chain connections between the rear gangs. This chain equalizes the end pull of the gangs the same as when forward gangs roll together on bumper washers. The only strain on the bearings is the forward pull. Though the gangs usually revolve at the same speed, the chain revolving with them, provision is made for either gang to roll independently by chilled swivel connections at each end of the chain, preventing the possibility of kinking and twisting. Rear bearings run just as freely in the boxes as do those on the front gang.

1832-1932
NO PROFIT PRICES!
 for BRADLEY CENTENNIAL



DAVID BRADLEY Steel U-Bar Lever Harrows

- Tooth bars: Heavy U-bar steel, 5 to each section.
- Cross bars: Heavy I Beam steel.
- Teeth: Steel, 3/8 inch square about 8 inches long and headed.

Why have any but the best when you can buy at such sacrifice prices as these? Bradley Drag Harrows have distinctive merit because they are built right, with strength where strains are the greatest.

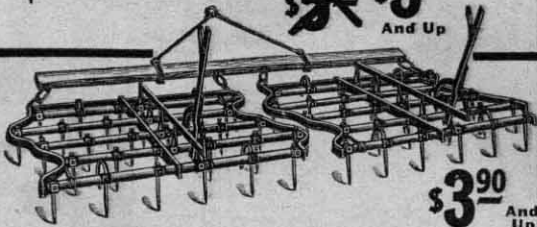
The frames are diagonally braced with steel. Teeth are attached by steel clips with set screws and locknuts. Movable tooth clips. Teeth easily adjusted for depth and will not loosen. Single sections have draw bars only; all other sizes have wood draw bar and irons. The 180-tooth harrow made especially for use with tractors. For extra harrow teeth and clips, see page 580. Shipped from BRADLEY, ILL. Not Prepaid.

Catalog No.	Teeth	Size Cut	Sections	Wt., Lbs.	Each
32HM350	25	4 1/2 ft.	1	89	\$ 3.95
32HM351	30	5 ft.	1	100	4.40
32HM352	50	8 1/2 ft.	2	120	9.20
32HM353	60	10	2	110	10.15
32HM354	75	12 3/4 ft.	3	285	13.90
32HM355	90	15 ft.	3	330	15.75
32HM356	100	17 ft.	4	430	19.00
32HM357	120	20 ft.	4	470	21.25
32HM358	180	30 ft.	6	730	38.30

For Easy Terms See Page 565

WAS ~~\$3.95~~ NOW **\$3.95** And Up

DAVID BRADLEY Steel-Guarded End Lever Harrows

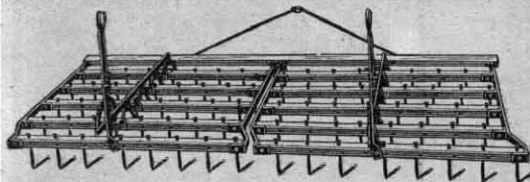


- Tooth bars: U-shape steel, 5 to each section and a runner tooth at each corner.
- Frame and cross bars: Heavy I Beam steel.
- Teeth: 3/8-inch swaged, triangular, about 7 inches long.

The importance of a good drag harrow in the preparation of seed beds cannot be overestimated. These extremely low prices cut farm costs. Tooth bars fasten to frame at each end and in middle making a very rigid construction. The outer frame keeps harrow from catching on stumps, stones, etc. The teeth are connected to bars with a Bradley patented steel tooth clip. Clips are movable, so that any desired number of teeth may be used. 25-tooth sections cut about 4 feet wide, and the 30-tooth sections about 4 1/2 feet wide. Wood draw-bar and irons furnished with harrows of more than one section. Draw irons only with one-section harrows. Shipped from BRADLEY, ILL. Not Prepaid.

Catalog No.	Teeth	Sections	Weight	Each
32HM362	25	1	90 lbs.	\$ 3.90
32HM363	30	1	97 lbs.	3.90
32HM364	50	2	185 lbs.	9.05
32HM365	60	2	210 lbs.	10.00
32HM366	75	3	275 lbs.	13.70
32HM367	90	3	310 lbs.	15.55
32HM368	100	4	365 lbs.	18.70
32HM369	120	4	440 lbs.	20.95

32H320 1/2—Extra Teeth. Wt., 3/8 lb. Each, Postpaid when included in \$2.00 orders 7 1/2 c
 32H321 1/2—Extra Clips. Wt., 3/8 lb. Each, Postpaid when included in \$2.00 orders 7 1/2 c



Wood Bar Lever Harrow

\$19.95 And Up

- Tooth bars: Best seasoned oak, 2 1/2 inches square.
 - End bars: Heavy steel.
 - Teeth: High carbon steel, 3/8-inch square, about 8 inches long.
- A Popular Harrow Because of Flexibility and Sturdy Construction. 1/4-inch rivet through bar at each tooth insures against splitting. Lever device gives instantly the desired slant of teeth. Complete with eveners bars. For extra harrow teeth, see page 580. Shipped from factory in Ohio. Not Prepaid.

Catalog No.	Teeth	Sections	Size Cut	Weight	Each
32HM847	84	2	10 feet	265 pounds	\$19.95
32HM848	126	3	15 feet	395 pounds	30.00
32HM849	168	4	20 feet	525 pounds	41.00

DAVID BRADLEY REVERSIBLE DISC HARROWS



WAS ~~\$21.95~~ NOW **\$14.40** And Up

For Orchard, Garden or Field

- Easily adjusted from 6 to 18 inches.
 - Blades: 16-inch disc; heat treated highly polished steel.
 - Lubrication: Bearings lubricated by hard grease cups.
 - Bearings: Long lived—dustproof. Have oil soaked hard maple bushings.
- Popular for years in all sections of the country. Sears slashed prices—our contribution towards greater farm profits.


Two tools in one. A harrow and cultivator combined that has always been a great favorite for berry cultivation, rowed crops, tobacco fields, trenching or filling. Easily Adjusted to Throw Dirt to or from the Row. Can be set together for harrowing or separated to straddle the row. When discs are set close together, the 6-disc harrow cuts about 3 feet wide, the 8-disc harrow about 4 feet wide. Shipped from BRADLEY, ILL. Not Prepaid.

With Shafts for 1 Horse

Catalog Number	Number of Discs	Wt., Lbs.	Round Discs		Cutout Discs
			Without Scrapers	With Scrapers	Without Scrapers
32HM338 1/2	6	217	\$14.35	\$15.35	\$14.75
32HM339 1/2	8	238	\$15.85	\$17.20	\$16.40

32H377—Oil Soaked wood bushings number 1042A for Bradley Reversible Disc Harrows. Per pair, Postpaid if included in \$2 order. 20c

DAVID BRADLEY All-Steel Harrow Cart



- Wheels: 36-inch high.
- Tires: 3-inch concave.
- Weight: 115 pounds.

Now improved with spring seat. Easier riding takes the jolts out of harrowing. Attaches to any style drag harrow and will save many days of hard tramping. Strongly built. Simple in construction. The two axles are independent of each other and pivot at end of draw bars, which causes the cart to automatically follow the harrow. Does not drift in side hill work. Shipped from BRADLEY, ILL. Not Prepaid.

32HM375 1/2 \$6.60

ESTIMATED FREIGHT CHARGES

Per 100 lbs. on Harrows: 150 miles, 51c; 300 miles, 64c; 500 miles, \$1.01; 750 miles, \$1.33.

\$32⁹⁵
And Up

FAST WORK LOW AS \$5 DOWN
See Page 565

1832-1932
SPECIAL PRICES
BRADLEY CENTENNIAL

FAST WORK LOW AS \$4 DOWN
See Page 565

\$24⁹⁵
And Up



For Tractor or Horses

Soil Pulverizer and Packer

Agricultural experts say that every farm should be equipped with a soil pulverizer and packer. For all-around service, no implement on your farm can be put to more uses. It is a combination cultivator, disc harrow and land packer all in one—one of the best seed-bed makers ever produced. By packing soil firmly around seed, germination is more rapid and growth is stronger. Crusted or cloddy ground means heavy moisture loss. Preserve soil moisture by crushing all clods by following your plow the same day with this pulverizer and packer.

Rear wheels split the ridges made by front wheels, completely mulching every inch of soil. Weight of machine packs soil to several inches in depth. Can be used immediately after planting grain and corn with good results. Leaves a corrugated surface which prevents soil from blowing.

Built to Withstand Hardest Use

Strongly built throughout of the very best materials. Standard in design. Frame is heavy angle steel, bolted solidly to end brackets and constructed to form weight box. Strongly cross-braced to 4-inch channel steel stub pole, 15-inch front wheels, 12-inch rear wheels all 4 inches wide. 1 1/4-inch steel axles. Oil-tight and dustproof bearings and hardwood bushings protected by felt washers. Price complete includes combined horse and tractor hitch. Fore-carriage and Seat not required for tractor use. Shipped from BRADLEY, ILL. Not Prepaid.

Catalog Number	Lgth. Over All	Actual Rolling Capacity	Wt. Lbs.	No. of Wheels Front	Rear	Horses Re-quired	Price, Not Prepaid Complete as Illustrated	Less Fore-Carriage and Seat
32HM548 1/4	54 in.	43 inches	625	10	11	2	\$32.95	\$29.20
32HM550 1/2	86 in.	74 inches	950	18	19	2	52.00	48.25
32HM552 3/4	98 in.	86 inches	1,050	21	22	2 or 3	57.80	54.05
32HM556 1/2	110 in.	98 inches	1,175	24	25	3	62.50	58.75
32HM549 3/4	132 in.	121 in.	1,525	29	30	4	75.00	71.25

Extension Attachments Per Pair


32HM557 1/2 | 108 in. 84 inches | 1,100 | 20 | 22 | 2 | \$51.00

*Can furnish 54-inch size with pole or shafts instead of fore-carriage if desired without extra charge. Be sure to specify on your order.

This implement rolls, pulverizes, packs, mulches, levels and cultivates in one operation. Use it before and after planting.

All wheels are 15 inches in diameter—packer and sprocket wheels alternate. Sprocket moves freely on collar—keeps wheels clean and crushes all the clods. Teeth are saw shape assuring better penetration. Solid wheels force clods into the ground while sprocket wheels thoroughly mulch every inch of soil. The sprocket pulverizer with extensions is ideal for uneven ground—flexible, follows surface of ground. Heavy angle-steel frame insures strength to withstand hardest strains. Equipped with seat, reinforced seat spring and 12-foot tongue. Shipped from BRADLEY, ILL. Not Prepaid.

Extension Attachment Adds 7 Feet Rolling Capacity



Catalog Number	Size	Rolling Capacity	No. of Wheels	Weight	Price
32HM570 1/2	5 feet	43 inches	17	500 lbs.	\$24.95
32HM571 1/2	8 feet	84 inches	33	835 lbs.	41.50
32HM572 1/2	9 1/2 feet	97 inches	39	950 lbs.	46.75
32HM573 1/2	10 1/2 feet	110 inches	42	1,050 lbs.	53.70

Extension Attachments Per Pair

32HM574 1/2 | 9 1/2 feet. 86 inches | 34 | 925 lbs. | \$46.50

Single Plain Pulverizer—for Horses Only

Same as Sprocket Pulverizer, except equipped with plain 15-inch wheels as furnished on front gangs of double roller shown above. Shipped from Bradley, Ill. Not Prepaid.

Catalog Number	Size	Rolling Capacity	No. of Wheels	Weight	Price
32HM551 1/4	5 feet	43 inches	11	400 lbs.	\$22.75
32HM553 1/4	8 feet	84 inches	21	650 lbs.	34.50
32HM554 1/4	9 1/2 feet	97 inches	25	750 lbs.	38.40

Hoe Wheels for Pulverizer and Packer



Wheels can be furnished to convert packer into a Rotary Hoe making an economical double duty outfit. Hoe wheels are same size as Packer wheels and the same number are required. Change is quickly made—only necessary to take Packer wheels off and insert hoe wheel or you can make a combined Packer and Hoe by changing one set of gangs alone. Shipped from BRADLEY, ILL.

32HC558 1/2—Wt., 14 lbs. Not Prepaid. Each..... **65c**

BRADLEY Rotary HOE

BREAKS CRUST - WILL WORK ANY SOIL

For Use With Tractor or Horses

The special low Centennial price of a Bradley Rotary Hoe is a small premium to pay for many years of thorough weed eradication—weed insurance. Don't let crusted fields blight your crops or cut your yields. The Bradley is unexcelled for early cultivation of all row crops such as corn, beans, peas and sugar beets; very effective in small grain of all kinds.

Used before or shortly after weeds have started growth, it thoroughly mulches the soil and leaves crops stimulated and better able to resist weed pests—simplifies early cultivation without damaging young plants.

Two, Three and Four Row Sizes

The 3-row hoe, which cultivates a 10 1/2-foot strip, is composed of three sections, each having two rows of 21-inch malleable hoe wheels, spaced 5 1/2 inches apart. Each wheel has 16 teeth which means that approximately 784 teeth enter the soil every six feet the machine travels. Thorough crust breaking and pulverizing is the result. Front section has 15 wheels; two back sections have 17 wheels each. Wheels turn independently on the axle. Overall width is 13 feet but each section penetrates independently—contour of ground is followed perfectly. Axles are 1-inch steel and turn in wood boxings. Main frame is of heavy 2x2 1/4-inch angle steel. 18-inch transport wheels with 3-inch tires. Depth control levers provided with auxiliary lifting springs. The 4-row hoe cultivates a 14-foot strip and measures about 19 feet. Overall width being made up of two 2-row units.

The 2-row Hoe is one section, cultivates a 7-foot strip. 31 hoe wheels. 9 1/2-ft. overall width. Other features similar to 3-row machine. Furnished regularly with tongue and 2-horse evener. Tongue truck at small extra cost.

- Shipped from Factory in Bradley, Ill. Not Prepaid.
- 32HM380 1/2—3-Row Rotary Hoe with Tractor Hitch. Wt., 1,555 lbs. **\$86.30**
 - 32HM381 1/2—3-Row Rotary Hoe with 4-Horse Hitch. Wt., 1,585 lbs. **\$88.00**
 - 32HC382 1/2—Tractor Hitch only for 3-Row Hoe. Wt., 20 lbs. (As an Extra). **\$2.25**
 - 32HM379 1/2—4-Row Rotary Hoe with Tractor Hitch. Wt., 1,595 lbs. **\$113.00**
 - 32HC383 1/2—Extra Hoe Wheel complete with boxing. Wt., 12 lbs. Each. **\$1.65**
 - 32HM335 1/2—2-Row Rotary Hoe with 2-Horse Hitch. Wt., 750 lbs. **\$45.80**
 - 32HM336 1/2—Tongue Truck with Stub Pole for 2-Row Hoe. Wt., 78 lbs. **\$5.25**
 - 32HM343 1/2—For 3-Horse Evener instead 2-Horse Hitch for 2-Row Hoe. Wt., 20 lbs. Add. **\$1.10**
- (When ordering hoe wheels be sure to give marks on old wheel boxing.) 3-Horse evener can only be used on 2-Row Hoe when equipped with Tongue Truck.

Was ~~\$129.50~~
NOW **\$86.30**
3-ROW HOE


Easy Terms
\$8 DOWN
See Page 565



Was ~~\$68.75~~
NOW **\$45.80**
2-ROW HOE

ESTIMATED FREIGHT CHARGES per 100 lbs. on Cultivators and Rotary Hoes:
150 miles, 51c; 300 miles, 64c; 500 miles, \$1.01; 750 miles, \$1.33.

FITTED Cultivator SHOVELS



Reinforced Point

Style Backs Used on Cultivator Shovels

- Back No. 1. Fits slotted standard with concave front.
- Back No. 2. For Round Standards. Fits 3/4-in.
- Back No. 3. Fits slotted standard with convex front. Same as used on Little Jap, To-Ro, Hammock Seat, Leverless and Hi-ball Cultivators.
- Back No. 4. Hinged, adjustable for round standard. 1 inch to 1 1/2 in.

To Fit All Makes Cultivators—Highest Quality

These shovels are made at the Bradley Implement Factory, where only high grade materials are used and skilled workmen employed. Complete with backs, bolts and washers, ready to attach. Sets consist of the necessary right and left. We do not break sets. Soft Center Steel shovels have very hard surface and are for use in sticky and hard scouring soils. Crucible or solid mild tempered steel shovels should be used in sandy, stony and gravelly soils where no trouble is experienced in scouring. We furnish various style backs as shown above.

Cultivator Shovel Blades

Size, 3 1/2 x 9 inches. Sold in sets of six blades, with backs fitted ready to attach to cultivator. Wt., 17 lbs. Not Prepaid.

Catalog No.	Back No.	Material	Per Set of Six
32HC7025 1/4	1	Solid Mild Steel	\$1.97
32HC7027 1/4	3	Tempered Steel	1.98
32HC7013 1/4	4	Hardened Soft Center Steel	1.99
32HC7029 1/4	12	Hardened Soft Center Steel	2.00
32HC7030 1/4	1	Hardened Soft Center Steel	\$2.79
32HC7032 1/4	3	Hardened Soft Center Steel	\$2.80
32HC7034 1/4	12	Hardened Soft Center Steel	\$2.82

If by mail, add 40c per set, postage.

Cultivator Shovel Blades "Eagle Claus"

Size, 3x7 1/2 inches. Sold only in sets of eight blades (all straight), with backs fitted ready to attach. Hardened soft center steel. Wt., 18 lbs. Not Prepaid.

32HC7018 1/4	With back No. 3	\$3.20
32HC7019 1/4	With back No. 4	\$3.40

Set of 8. If by mail, add 42c per set, postage.

Cultivator Shovel Blades

Size, 5x10 1/2 inches. Sold in sets of four (one right, one left and two straight). Wt., 16 lbs. Not Prepaid.

Catalog No.	Back No.	Material	Set of Four
32HC7035 1/4	1	Solid Mild Steel	\$1.75
32HC7037 1/4	3	Tempered Steel	1.76
32HC7038 1/4	4	Hardened Soft Center Steel	1.77
32HC7040 1/4	1	Hardened Soft Center Steel	\$2.62
32HC7042 1/4	3	Hardened Soft Center Steel	2.63
32HC7043 1/4	4	Hardened Soft Center Steel	2.64

If by mail, add 38c per set, postage.

Two-Piece Renewable Point Cultivator Shovels

Size, 5 by 9 in. Extra points make shovels good as new. Quickly replaced by removing bolt. Wt., 13 lbs. Not Prepaid.

Shovels Complete With Points	Price, per set of 6
32HC6987 1/4—With 5- Solid Steel in. points; No. 4 Back	\$3.45
32HC6990 1/4—With 5- Soft Center in. points; No. 3 Back	4.12

If by mail, add 32c postage, per set.

Extra Points Only. Fit All Makes Renewable Point Shovels. 3 1/2-in. points weigh 3/4 lb.; 5-in., 1 lb.; 6 1/2-in., 1 1/2 lbs. Not Prepaid.

Catalog Number	Point Inch	Solid Steel	Soft Center
32HC6992 1/4	3 1/2	15c	18c
32HC6993 1/4	5	22c	25c

If by mail, add 3c postage for 3 1/2 inch, and 4c for 5 inch.

Extra Sweep Points Only. Fit All Makes Renewable Point Shovels. 32HC6985 1/4—Set of 6, consisting of 1 right and 1 left, 6 1/2-in. half sweep points; also 4 full sweep points 8 1/2-in. Wt., 8 lbs. Not Prepaid. \$2.95. If by mail, add 22c postage.

Arrowhead Cultivator Shovels

Pulverize the soil better, cover more space with lighter draft. Weight, each, 3 lbs. Not Prepaid.

Catalog No.	Back No.	Material	Price, Each
32HC7048 1/4	4	Solid Mild Steel	31c
32HC7049 1/4	3	Tempered Steel	38c
32HC7046 1/4	3	Hardened Soft Center Steel	48c
32HC7047 1/4	3	Hardened Soft Center Steel	49c

If by mail, add for postage, 7c each.

Corn Belt Cultivator Shovel

Makes easier draft, pulverizes soil and brings weed roots to surface. Crucible steel—scours in any soil. Shovels should be set almost perpendicular. Size, 5 1/2 in. Wt., 15 lbs. Not Prepaid.

32HC6983 1/4	With No. 3 Back	\$3.30
32HC6984 1/4	With No. 4 Back	\$3.35

Per set of six. If by mail, add for postage, 36c per set.

Bull Tongue Blade

Sold in sets of two blades (both straight) with backs fitted. Solid mild tempered steel. Wt., 5 lbs. Not Prepaid.

Catalog No.	Back No.	Set of Two
32HC7005 1/4	1	67c
32HC7007 1/4	3	68c
32HC7008 1/4	4	69c

Size, 2 1/2 x 11 inches.

Catalog No.	Back No.	Set of Two
32HC7000 1/4	1	60c
32HC7002 1/4	3	61c
32HC7003 1/4	4	62c

Size, 2x9 inches. If by mail, add 16c per set, postage.

Detachable Spring Tooth Harrow Point

Fitted with back to clamp over the old tooth on your Spring tooth harrow. Reversible. Made of best steel. Wt., 1 1/2 lbs. If by mail, add postage, 4c each.

32HC1212 1/4	Each	29c
--------------	------	-----

Cultivator Sweeps

Solid steel, with No. 4 adjustable back for round shanks; also with No. 3 back to fit slotted standard with convex front. Wt., average 2 1/2 lbs. Not Prepaid.


Full Sweeps, Each	6-in.	8-in.	10-in.	12-in.
32HC7044 1/4 With 4 Back	35c	39c	44c	47c
32HC7045 1/4 With 3 Back	36c	40c	45c	48c

Half Sweeps Left and Right

Catalog No.	Back No.	Per Pair
32HC7054 1/4 With No. 4 Back	8-in. 10-in.	78c 88c
32HC7055 1/4 With No. 3 Back	Per Pair	80c 90c

If by mail, add 6c postage for Each full Sweep and 10c for pair Half Sweeps.

PRICES SHARPLY CUT for BRADLEY CENTENNIAL



Water Ballast Lawn Rollers

For lawns, golf courses, tennis courts, etc. 1 1/4-in. handle with rubber grip. Drum 12-gauge steel-head welded in ends beveled to prevent marring turf. Filled without turning on end. Adjustable scraper.

32HM525 1/4—Roller. Diam., 14 in. Width, 24 in. Wt., 50 lbs.; filled with water, 170 lbs. Not Prepaid.	\$8.95
32HM526 1/4—Roller. Diam., 18 in. Width, 24 in. Wt., 64 lbs.; filled with water, 240 lbs. Not Prepaid.	\$10.75

Extra Disc Harrow Blades

Heat treated steel. Standard weight and quality. 3/8 in. sq. hole to fit 3/8 in. sq. axles. Prices are Not Prepaid. If by mail, add postage, 14c for 16-in. blade, 22c for 18-in. blade, and 27c for 20-in. blade.

Catalog No.	Size	Wt.	Each
32HC7070A 1/4	16 in.	6 lbs.	\$0.80
32HC7070B 1/4	18 in.	10 lbs.	1.10
32HC7070C 1/4	20 in.	13 lbs.	1.40

Catalog No.	Size	Wt.	Each
32HC7071A 1/4	16 in.	5 1/2 lbs.	\$0.90
32HC7071B 1/4	18 in.	8 1/2 lbs.	1.20
32HC7071C 1/4	20 in.	12 lbs.	1.50

Bumper Washers

Will fit any Disc Harrow having 3/8-in. square axles. Extra heavy made for long wear. Wt., 3 lbs. Postpaid when included in \$2.00 order or more.

32H409—Bumper washer. Each	60c
----------------------------	-----

Disc Harrow Grease Cups

1/4-in. disc harrow grease cups with 1/2-in. pipe, 12-inches long. Wt., 1 1/2 lbs. Postpaid when included in \$2.00 order or more.

32H6979—With No. 1 Grease cup	20c
32H6980—With No. 2 Grease cup	25c

Harrow Teeth and Clips

Fit any standard wood frame or steel U-bar harrows. Made of square hard steel, about 8 in. long and headed. Clips have set screw and nut to hold teeth tightly in place. Not Prepaid.

Catalog No.	Size	Wt. Dozen	Per Doz.
32HC7060 1/4	1/2 x 8-in. teeth	7 lbs.	44c
32HC7078 1/4	3/8 x 8-in. teeth	9 lbs.	53c
32HC7061 1/4	3/8 x 8-in. teeth	10 lbs.	56c
32HC7062 1/4	1/2-in. clips	5 lbs.	54c
32HC7079 1/4	3/8-in. clips	5 lbs.	59c
32HC7063 1/4	1/2-in. clips	6 lbs.	63c

Spreader Spools for Disc Harrows

Fit disc harrows using spools 6 1/4 to 7 in. long with 3/8 in. axles. Complete with two steel washers. Wt., 3 1/2 lbs. Postpaid when included in \$2.00 order.

32H6978	65c
---------	-----

Steel Extension Spool for Disc Harrows

A pair of disc extension spools and two disc blades will make any disc harrow one foot wider. Will fit all makes and sizes of discs with 3/8-in. axles. Easily and quickly attached. Price does not include disc blades. Not Prepaid.

32HC751 1/4	Per set of 2 extension spools. Weight, 19 lbs.	\$2.45
-------------	--	--------

If by mail, add postage, 44c

Weeder Teeth

Will fit weeders using same shape and measurements as illustrated. Teeth have 3/8 in. square hole. Well tempered spring steel. Wt., 1 lb.

32H1211 1/4	Weeder teeth. Each	18c
-------------	--------------------	-----

Postpaid when included in \$2.00 order or more.

Partly Finished Plowshares

Fully welded and point finished. Easily fitted to the different makes of plows by any blacksmith. Soft center shares must be tempered after fitting. Landside extends at heel and is long enough to cut to fit any plow. Prices not prepaid. If by mail add postage shown.

Size, inches	12	14	16
Weight, lbs.	13	14	15
If by mail, add postage	27c	31c	35c
32HC7080 1/4—Right Hand	\$1.50	\$1.75	\$2.00
32HC7081 1/4—Left Hand	1.51	1.76	2.01

SOFT CENTER STEEL SHARES

32HC7082 1/4—Right Hand	\$2.25	\$2.50	\$2.75
32HC7083 1/4—Left Hand	2.26	2.51	2.76

Left-Hand Finished and Fitted Plowshares

To fit Oliver Plows. Be sure to state marks on old share. Complete with bolts ready to attach. Same construction as shares shown on page 569. State size. Prices not prepaid. If by mail add 27c for 12-inch share, 29c for 13 and 31c for 14.

32HC7084 1/4	Mark on Share	Size	Thickness	Wt.	Each
Star 3	12-inch	1/4-inch	12 lbs.	\$1.80	
Star L	13-inch	1/4-inch	13 lbs.	2.00	
Star 4	14-inch	1/4-inch	14 lbs.	2.20	
221	14-inch	3/8-inch	14 lbs.	2.35	
141	14-inch	3/8-inch	14 lbs.	2.35	

SPECIAL PRICES

for BRADLEY CENTENNIAL

WAS \$43⁵⁰ NOW \$29⁰⁰ CASH
And Up

David Bradley No. 17 CORN PLANTER

- Plates always in time.
- Positive Drive; no skipped hills.
- Self-Aligning Bearings on feed shaft. No binding.
- Self-Centering Plunger Arm.
- Double Automatic Marker.
- Fertilizer Attachment furnished at extra price deposits fertilizer behind corn hill—no firing.
- Cow Pea and Bean Attachment furnished at extra price sets in center of seed box.



FAST 5 DOWN

See Page 565

The Famous BRADLEY Super-Accurate Flat Drop—Force Drop

You'll Have No Losses from inaccurate planting if you use the David Bradley No. 17 Corn Planter. Thousands of enthusiastic owners are growing more bushels per acre—making greater crop profits—with David Bradley Planters. Scientific farm-proved design and high quality materials have been blended by skilled workers into a planter that withstands the most rigid tests. The BRADLEY has always sold for many dollars less than other planters. Now, for the Bradley Centennial, you can buy it for one-third less than last year's low price! Act at once—don't let this opportunity slip by. Test it on your own farm.

Adjustability: Planters are adjustable for rows 3 feet, 3 feet 2 inches, 3 feet 4 inches, 3 feet 6 inches or 3 feet 8 inches apart. All planters set 3 feet 6 inches when shipped. Can furnish check rower wire with buttons 3 feet, 3 feet 4 inches, 3 feet 6 inches, 3 feet 8 inches, 3 feet 10 inches, or 4 feet apart. The planter fitted for drilling only is furnished with three pairs of plates to drill single kernels of corn, 12, 17 or 21 inches apart, and one pair of blank plates. With the check rower planter we furnish three pairs of plates to drill single kernels of corn 12, 17 or 21 inches apart, and three pairs to

drop two, three or four small, medium or large kernels, and one pair of blank plates which can be drilled as desired. The seed shaft on the No. 17 planter is operated from the main axle. This relieves the check wire from strain and saves time due to broken wire caused by an overload, especially when planter is equipped with a fertilizer attachment. Important—Don't fail to state whether you want concave or open wheels, and height desired; also distance between buttons on check rower wire. Shipped from Bradley, Ill., Not Prepaid.

Fertilizer Attachment equipped with an automatic clutch throw-out. The steel supports for the hoppers are bolted to the frame directly over the planter axes, eliminating the excess tongue weight common to most planters when fertilizer attachments are used, and also makes the planter shoes easier to raise out of the ground at the end of the rows. Supports for hoppers are well braced.

Description	Concave Wheels		Open Wheels	
	30-In.	36-In.	30-In.	36-In.
32HM495½ — Corn Planter, fitted for drilling only. Wt., 334 lbs.	\$29.00	\$31.35	\$30.00	\$32.35
32HM496½ — Check Rower Planter, with automatic reel and 80 rods of wire. Wt., 465 lbs. (Can furnish additional wire at 5c per rod)...	36.50	38.85	37.50	39.85
32HM497½ — Fertilizer Attachment extra. Wt., 120 lbs.	10.70			
32HM498½ — Cow Pea and Soy Bean Attachment extra. For No. 16 planter. Wt., 25 lbs.	4.25			

These attachments can be used with Bradley Planters only. When ordered without planter give diameter of wheels and number of plants.

32H471—Extra Seed Plates for Bradley No. 17 Bradley Planters. Weight, 1½ lbs. Postpaid if part of \$2 order or more. Each... 60c
When ordering state size and number of holes or whether blank; also if for drilling or checking.



Tilting Hoppers



Fertilizer Attachment



Hopper Construction and Valve Action

Furrow Openers

- Steel discs 11-in. in diameter have chilled bearings.
- Boxing fitted with compression grease cups.
- Four discs to set.
- Weight, 30 pounds.



Offer protection against dry weather, as they place seed well down in the moist soil. Insure minimum depth of planting in uneven ground. Attach to runners of any standard runner type planter. Not Prepaid.
32HC7052½ — Per pair... \$4.45
If by mail, add 66c per pair postage.

Quick Repair Shoe and Furrow Opener

- Made of best steel.
- Fits all standard make planters.
- Increases efficiency of your old corn planter.
- Fits tight.
- No holes to drill.
- Weight, 6 pounds.



For Corn Planters. Renewable nor any holes drilled. Made of best steel, fits tight. Gives good service.
32HC7051¼ — Per Pair... \$1.85
If by mail, add 18c per pair postage.

Repair Shoe for Corn Planters

- Fits all standard makes of corn planters.
 - Made of best steel, fits tight.
 - Weight, 5 pounds.
- The original shoe does not have to be removed from the planters, nor any holes drilled. Made of best steel, fits tight. Gives good service.
32HC7050¼ — Not Prepaid, Per Pair... \$1.30
If by mail, add 16c per pair postage.

Planter Wire


For use on all standard planters. Sold in bundles of 10, 20, 40 and 80 rods and with buttons 3 feet 4 inches, 3 feet 6 inches, 3 feet 8 inches, 3 feet 10 inches or 4 feet apart.
State distance desired between buttons. Shipped from BRADLEY, ILL., or our store. Not Prepaid.
32HC469¼ — Per rod. Wt., ½ lb. 5c
If by mail, add 16c postage, for 10-rod rolls, 26c for 20-rod, 46c for 40-rod and 86c for 80-rod rolls.

Corn Planter Gauge Shoe

- Adjustable to fit any standard type planter runner.
 - Insures even depth planting in any ground.
 - Weight, 8 pounds.
- Shipped from factory, with planters, or from our store. Not Prepaid.
32HC470¼ — Per Pair... \$1.40
If by mail, add 22c per pair postage.



David Bradley Presser Wheel One-Horse Corn Drill



\$8⁸⁵

\$11³⁰

Reduced from \$13²⁵

Reduced from \$16⁹⁵

- Rotary force feed.
 - Slip clutch.
 - Wide presser wheel provided with steel scraper.
- A high grade drill in every respect. Will not plant cotton. A universal favorite with corn growers who desire to plant in small quantities. Has rotary force feed dropping device which is controlled by sprockets made to drop one kernel of corn every 10, 15, 20 or 26 inches. We furnish four sprockets and two plates suitable for dropping large or small corn and a blank plate which can be drilled to plant peas, beans, cane or other seed. By means of slip clutch the drill can


be backed without throwing out of gear. It properly covers every hill. With the exception of the fertilizer attachment which is furnished with 32HM453½ only the drills are exactly the same. The fertilizer attachment sows any quantity of fertilizer desired. Shipped from BRADLEY, ILL., Not Prepaid.
32HM452¼ — Corn Drill, without fertilizer attachment. Weight, 90 pounds... \$8.85
32HM453½ — Corn Drill, complete with fertilizer attachment. Weight, 128 pounds... \$11.30
32HC454¼ — Marker and Pole. Weight, 7 pounds... 45c

We Guarantee to Satisfy You and Save You Money

WAS ~~\$69.50~~ NOW **\$46.30** And Up

PRICES CUT 1/3

for BRADLEY



Save the Cost of 1 Man and 1 Horse ... Every Cultivating Day

Bradley TU-RO Cultivator

The Farmers' Favorite for Many Years

ESTIMATED FREIGHT CHARGES on Cultivators per 100 lbs: 150 miles, \$1; 300 miles, 64c; 500 miles, \$1.01; 750 miles, \$1.33.

EASY PAYMENTS
Only **\$5** Down

See Page 565

- All Steel Frame, strongly trussed.
- Parallel gangs with shovels cutting full width.
- Convenient Gang Control.
- Adjustable for rows 36 to 48 inches apart.
- Positive lever control.
- Steel wheels, 42 inches high, 3-inch concave tires.
- Staggered gangs, replaceable, dustproof boxing.

Saves One Man's Wages Every Day

With a David Bradley Tu-Ro you can save one man's wages every day of cultivating, getting your cultivating done in the same time as two men with two one-row cultivators formerly did it. The Tu-Ro will double your capacity over a single-row cultivator. For the Bradley Centennial we slashed prices down to bare production cost to help you cut farm costs. The cheaper you can raise your crop, the more profit you will receive—a convincing argument for two-row cultivating.

Insures Timely Cultivation

Convenient Gang Control. The Tu-Ro is of the pivot axle, seat guide, parallel gang design. Foot brackets farther out on gangs than usual—greater leverage is provided. Only a slight foot pressure on inner gangs causes seat bar to sway and gangs to dodge in and out of line rows without

digging up valuable hills. Gangs are always parallel with shovels cutting full width and uniform depth. Gangs are short, giving quick control, follow wheel center, better in hilly or rough fields.

Positive lever control. The two outer gangs are each controlled by an independent lever. Two master levers are provided for the purpose of raising or lowering each pair of gangs independent of the other pair. So powerful and simple is the leverage that a boy can operate the Tu-Ro with ease.


Four-Horse Hitch Also Furnished

4-horse balanced hitch with tongue truck can be furnished at extra price shown. Caster wheel on 4-horse hitch is placed close to gangs, making cultivator run straight and steady and relieves horses of neckweight.


Frame and gang support are made of heavy angle steel and the pivoted axle brackets are strongly braced to the frame.

Our high wheels mean light draft—Grease cups on wheel axle bearings.

Shipped complete with a regular 3-horse hitch, shovels and shields. If 4-horse hitch with tongue truck is desired, state clearly on Order. Shipped from Bradley, Ill. Not Prepaid.



Illustrates cultivator with regular 3-Horse Hitch, including 2 poles, eveners and neckyoke.




Cultivator with Four-Horse Balance Hitch furnished for \$5.00 Extra.

Catalog Number	Number and Style of Gangs	No. of Shovels	Size of Shovels, Inches	Weight, Pounds	Cultivator Complete	Set of Four Extra Gangs With Shovels	Per Set of Shovels
32HM730 1/2	With 123 Pin Break Gangs.....	8	5 x 10 1/2	740	\$46.30	\$13.65	\$5.26
32HM731 1/2	With 124 Pin Break Gangs.....	12	3 1/2 x 9	760	48.30	15.65	5.20
32HM732 1/2	With 128 Rear Spring Trip Gangs.....	8	5 x 10 1/2	778	50.35	17.40	5.60
32HM733 1/2	With 129 Rear Spring Trip Gangs.....	12	3 1/2 x 9	820	54.30	21.05	6.60
32HM734 1/2	With 69 Flat Blade Surface Gangs.....	8	3 x 20	860	49.35	16.40	5.90
32HM735 1/2	With 96 Spring Tooth Gangs.....	20	2 x 7	825	52.30	19.65	5.75
32HM736 1/2	With 148 Twelve 14-Inch Disc Gangs.....			990	59.15	26.50	

32HM721 1/2—Extra for Bradley four-horse balance hitch with tongue truck in place of regular three-horse hitch on above cultivators. Additional wt., 105 lbs. \$5.00

DAVID BRADLEY WALKING and RIDING WEEDERS



Cuts 12 1/2 Feet

WAS ~~\$34.95~~ NOW **\$23.30**

Bradley Riding Weeder \$23.30

A THREE-PURPOSE Implement


—Strongly built and well braced.
—Does not injure crops.
—Steel wheels, 30 inches high, 3 inch concave tires.
—Has sixty-three teeth about 21 inches long.
—Width of machine, 12 1/2 feet.
A surface cultivator, weeder and harrow. Prevents crust forming, uproots and kills weeds and grass, and produces a surface mulch that holds the moisture in the ground. Made entirely of steel except pole, evener and seat support. Has 60-teeth bolted securely to frame bars by individual fasteners. Can be removed as desired to straddle rows. Depth of cultivation

regulated by lever. Teeth may be forced into ground or left to float in light soil with only the pressure from the springs holding them. A strong spring working with lever makes it easy to raise weeder out of ground. Teeth arranged in three rows, and are zigzag so as to cultivate the surface thoroughly the full width of machine. Shipped from BRADLEY, ILL. Not Prepaid.
32HM597 1/2—Riding Weeder. \$23.30
Weight, 345 pounds.
32HM598 1/2—Extra Weeder Teeth.
Weight, 1 pound. Postpaid if included with \$2 orders. Each. 18c

Steel Frame Weeder and Surface Cultivator

Reduced ~~\$975~~ From

Cuts 7 1/2 Feet Wide



NOW **\$6.50**

—Adjustable handles and shafts.
—For use in any soil.
—Heavy angle steel frame strongly braced.
—39 flat spring teeth with round points.
—Teeth easily removed to straddle rows.
—Cuts 7 1/2 feet wide.
A wonderful improvement over the old style square or round tooth weeders, and is

growing in popularity every year. Teeth possess great elasticity, create fine mulch and do not injure the crops. Shipped from BRADLEY, ILL., Not Prepaid.
32HM595 1/2—Steel Frame Weeder. Wt., 90 lbs. \$6.50
32HM598 1/2—Extra Weeder Teeth. Wt., 1 lb. Postpaid if included with \$2 order or more. Each. 18c

REDUCE THE COST of Your Crops

CENTENNIAL

David Bradley LITTLE JAP CULTIVATOR

- Balanced frame keeps tongue level.
- Pivot axle—parallel gangs.
- Easily converted to rigid frame with flexible gangs.
- Adjustable for 38, 40, 42 and 44-inch rows.
- 42-inch steel wheels, with 2½-inch concave tires.
- Hard-tempered, soft center steel shovels—guaranteed to scour.
- Short hitch, direct to frame.
- Three-lever control.
- Hubs with replaceable boxes and dustproof caps.
- America's most outstanding cultivator. Contains features rarely found in any one cultivator.

Easy Terms
\$5
DOWN

See Page 565

Save Time—Work—Money—With the Little Jap

Pivoted Axles insure quick, easy dodge in crooked rows, gangs run parallel, cutting full width of shovels. Seat bar is pivoted and connected to axles by guide rods. When slight foot pressure is applied to either gang, seat bar is shifted in opposite directions, automatically swinging wheels in desired direction, to follow crooked rows and to prevent cultivator from drifting on hillside. Gangs remain parallel and cut at uniform depth even when working on hillside.

Rigid Frame is quickly secured by merely fastening a hook in seat bar. Removing one bolt on each gang coupling converts the Little Jap into a flexible-gang cultivator of highest efficiency.

Balanced Frame. Strong all-steel frame well reinforced; simple lever control maintains a level tongue.

Levers. The Little Jap has three-lever control. One lever for each gang to regulate depth of cultivation and a master lever which raises both gangs and keeps cultivator balanced. Weight of operator and pull of horses assist in lifting the gangs.

Axle easily adjusted for wheel tread suitable for use in cultivating rows, 38, 40, 42 and 44 inches apart. Short Hitch direct to frame and arch is adjustable; Makes light draft, keeps shovels in ground and permits cultivating close to fences.

Steel Wheels, 42 inches high with 2½-inch concave tires and staggered, heavy spokes. (Can furnish flat tires if desired.) High wheels insure lighter draft because they do not sink deeply into soil. Hubs have long wearing, replaceable boxes with dustproof caps and large space for grease.

Shovels. Hard tempered, soft-center steel, guaranteed to scour. They cut full width on hillsides or on level ground when cultivator is used as a pivot axle type.

Shipped complete with pole, neckyoke, whiffletrees, shovels and fenders. Handles furnished except when cultivator is furnished with surface-blade gang. Shipped from BRADLEY, ILL. Not Prepaid.

Catalog Number	No. and Style of Gangs	No. of Shovels	Size of Shovels, Inches	Wt., Lbs.	Complete Cultivator	Pair Extra Gangs With Shovels	Extra Shovels Per Set Soft Center Steel
32HM665½	With 123 Pin Break Gangs.....	4	5 x10½	454	\$25.30	\$ 6.85	\$2.63
32HM666½	With 124 Pin Break Gangs.....	6	3½ x 9	401	26.95	7.85	2.80
32HM667½	With 125 Pin Break Gangs.....	4	3 x 7½	465	27.30	8.80	3.40
32HM670½	With 97 Top Sp. Trip Gangs.....	4	5 x10½	472	29.15	10.70	2.80
32HM671½	With 97 Top Sp. Trip Gangs.....	6	3½ x 9	496	27.15	8.70	2.63
32HM672½	With 128 Rear Spring Trip Gangs	4	5 x10½	474	28.95	10.55	2.80
32HM673½	With 129 Rear Spring Trip Gangs	6	3½ x 9	490	30.15	11.70	2.63
32HM682½	With 146 Rear Spring Trip Gangs	4	5 x10½	479	28.30	9.85	2.88
32HM685½	With 96 Spring Tooth Gangs.....	10	2 x 7	490			
32HM680½	With 69 Surface Flat Blade Gang.....	4					
		Blades	3 x20	487	26.65	8.20	1.95
32HM690½	With 149-inch Disc Gangs.....	4		566	31.65	13.25	

32HC678½—2x9-Inch Bull Tongue Shovels for 6-Shovel Gangs. Weight, per pair, 4 pounds. Per pair, Not Prepaid..... **60c**

32HC679½—2½x10½-Inch Bull Tongue Shovels for 4-Shovel Gangs. Weight, per pair, 6 pounds. Per pair, Not Prepaid..... **65c**

32HC690½—Set. Scrapers for 32HM690½ Disc Cultivator. Wt., 8 lbs..... **\$1.00**
32HC696½—Set. Barrage-off Attachment for 32HM690½ Disc Cultivator. Wt., 55 lbs..... **3.30**


SEARS, ROEBUCK AND CO.

I have invited several of my neighbors to see my Little Jap cultivator at work and several have told me they were surely going to order one.

I would not take three times the price of mine and do without it.

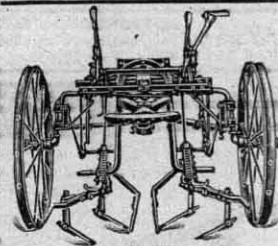
C. C. Humphries

Address Furnished on Request.



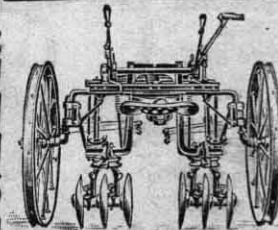
No. 96

Spring Tooth Gangs



No. 69

Surface Flat Blade Gang



No. 148

Disc Gangs

No. 150 Spring Tooth Gangs



Fit disc gangs only, with discs removed. Excellent first time over crops or top mulching. Weight, 57 lbs. Shipped from Bradley, Ill. Not Prepaid. Per Pair..... **\$4.65**



Disc Barring Off Attachment

For shovel gangs having adjustable shanks 1½ inches wide by ½ inch thick or thicker. Disc 10 in. in diameter. Does not fit continuous shanks, such as our Nos. 125, 99, and 97 gangs. Shipped from Bradley, Ill. Not Prepaid. 32HC695½ Weight, 18 lbs. Per Pair..... **\$2.00**



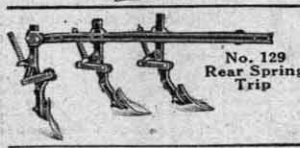
6-Inch Mold-Board Shovels

Takes the place of shovels on any of our shovel gangs having slotted shanks. For crops where high hilling is desired. Shipped from Bradley, Ill. Not Prepaid. 32HC675½ — Wt., 8 lbs. Per Pair..... **\$1.55**

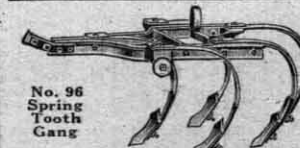
A Style Gang for Every Purpose



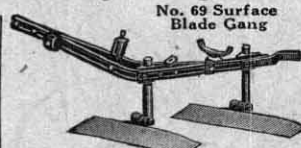
No. 125 Pin Break



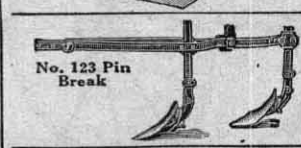
No. 129 Rear Spring Trip



No. 96 Spring Tooth Gang



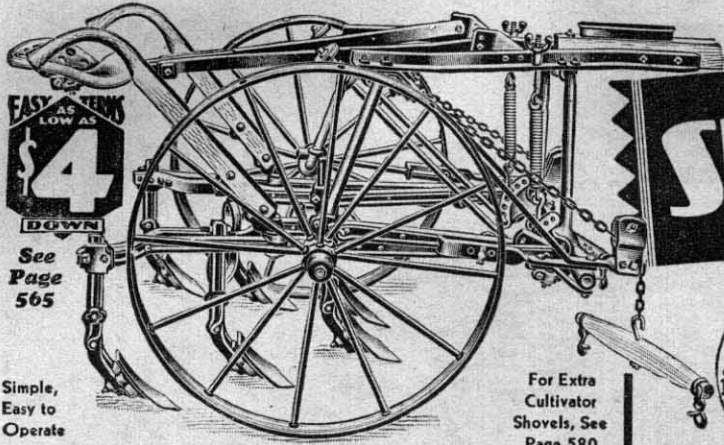
No. 69 Surface Blade Gang



No. 123 Pin Break



No. 97 Top Spring Trip



EASY AS
TERMS
LOW AS
\$4
DOWN

See
Page
565

Simple,
Easy to
Operate
No Levers

For Extra
Cultivator
Shovels, See
Page 580

DAVID BRADLEY

Leverless Cultivator

- Practically all steel construction.
- Axle: rigid type—can be regulated for keeping the tongue level.
- Wheels: steel, 36 inches high; adjustable from 45 to 54 inches apart.
- Lifting springs adjustable.
- Individual gang depth control.
- Independent balanced gangs controlled by handles and stirrups.
- Can be used either as a walking or riding cultivator.

Was ~~\$34^{US}~~
NOW
\$22⁹⁵
And Up

This catalog finds Bradley tillage tool prices back to pre-war levels. In addition to these low prices you get the benefit of all the latest improvements and refinements in construction and design. Here's a fine example of the savings you can make on Bradley equipment.

Farmers of the corn belt are enthusiastic over the simplicity, efficiency and ease of operation of this cultivator, which combines advantages of riding and walking types.

Axle of the commonly known "rigid type."

Can be regulated to keep a level tongue with any weight driver whether walking or riding. The cone and socket gang couplings allow convenient take-up for wear. They are slotted for raising or lowering the forward ends of the beams and are movable on the front arch to regulate distance between gangs.

Lifting Springs can be adjusted by hand nut at top to suit weight of gangs. Distance between the wheels adjustable from 45 to 54 inches.

Gangs are operated independently by handles and stirrups. They are balanced to swing and lift so easily that proper cultivation is easily accomplished and misplaced hills "jumped" at will. The operator who finds it restful to walk a while will appreciate the seat that folds out of the way. Cultivator is shipped complete with whiffletrees, pole, neckyoke, handles, shovels and fenders from BRADLEY, ILL. Not Prepaid.

Catalog Number	Number and Style Gangs	Number of Shovels	Weight, Pounds	Price
32HM725½	Cultivator with 123 Pin Break Gang.....	4	400	\$22.95
32HM726½	Cultivator with 124 Pin Break Gang.....	6	408	23.95
32HM727½	Cultivator with 128 Rear Spring Trip Gang.....	4	420	24.35
32HM728½	Cultivator with 129 Rear Spring Trip Gang.....	6	439	26.15

ESTIMATED FREIGHT CHARGES

Per 100 lbs. on Cultivators: 150 miles, 51c; 300 miles, 64c; 500 miles, \$1.01; 750 miles, \$1.33.

1832 • 1932 •
SPECIAL PRICES

for BRADLEY CENTENNIAL

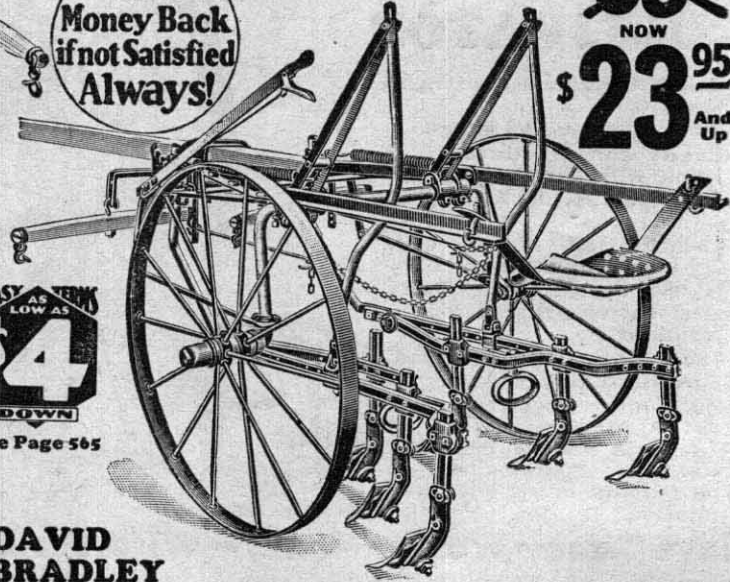
Your
Money Back
if not Satisfied
Always!

For Extra Cultivator Shovels,
See Page 580

Was ~~\$35⁹⁵~~
NOW
\$23⁹⁵
And Up

EASY AS
TERMS
LOW AS
\$4
DOWN

See Page 565



DAVID
BRADLEY

Hammock-Seat Cultivator

- Balanced frame.
- Adjustable Hitch.
- Long, Easy-Shifting Gangs.
- Wheels 42 in. high, 2-in. tires.

- Distance between wheels adjustable from 43 to 53 inches.
- Staggered spokes, dustproof hubs with replaceable boxings.


Look at the Savings! It's no secret why you save at Sears on farm Implements. Selling direct from factory to farm, all middlemen are eliminated. "Highest quality farm implements at factory prices" is more than a slogan—it is an accomplished fact. Complete customer satisfaction is insisted upon unconditionally from every article of farm equipment in the Sears line.

Don't put this catalog aside until you've "checked up" on your cultivator needs. Here's a cultivator favorite with men, women and boys because of its easier operation which means better, quicker cultivating. Gangs are pivoted on a common drawbar at front, where distance between gangs is adjusted. Heavy lifting springs in connection with lifting arms allow full play for natural "suck" of plows when at work and provide a quick, easy lift. The foot stirrups reverse to top of gang for shorter reach. Balancing lever maintains a level tongue. Main arch telescopes, allowing adjustment of distance between wheels. Shipped complete with pole, neckyoke, whiffletrees, shovels and fenders from BRADLEY, ILL. Not Prepaid.

Catalog Number	Number and Style of Gang	No. of Shovels	Size of Shovels, In.	Weight, Pounds	Price
32HM640½	123 Pin Break.....	4	5 x 10½	408	\$23.95
32HM641½	124 Pin Break.....	6	3½ x 9	415	25.30
32HM642½	99 Top Spring Trip.....	4	5 x 10½	425	26.35
32HM643½	97 Top Spring Trip.....	6	3½ x 9	450	28.65
32HM644½	128 Rear Spring Trip.....	4	5 x 10½	428	25.35
32HM645½	129 Rear Spring Trip.....	6	3½ x 9	448	27.85

DAVID "Highball" Walking Cultivator

For Extra Cultivator Shovels,
See Page 580



For Easy
Payments
See
Page 565

WAS

~~\$23⁸⁵~~

NOW

\$15⁹⁰
And Up

GUARANTEED
Quality - Service - Savings

- Balanced frame.
- Distance between wheels adjustable from 31 to 46 inches.

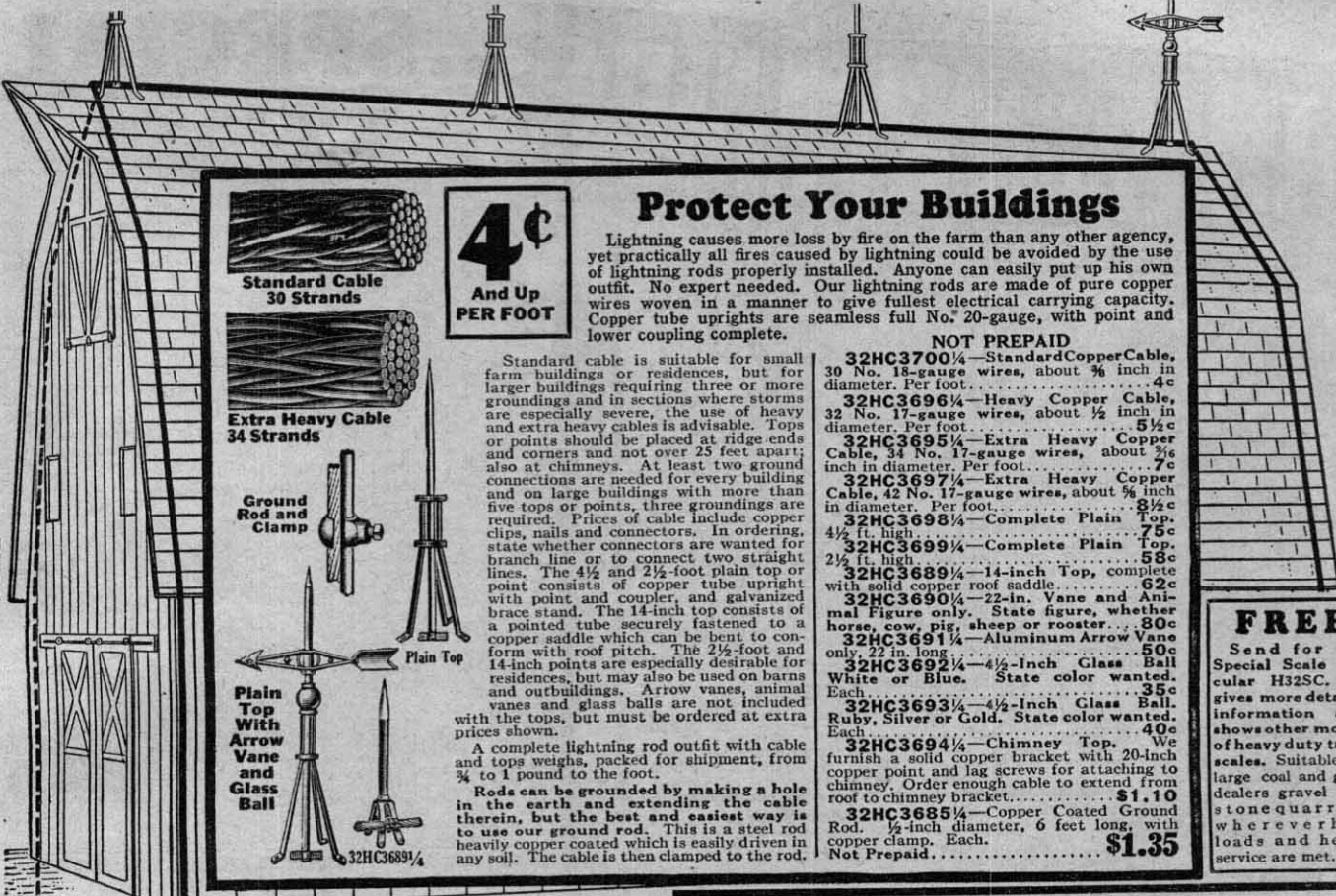
- 30-inch steel wheels, 2-inch flat tire.
- Sturdily constructed throughout.

If your cultivating needs call for a walking cultivator, here's exactly the tool you want. It is a favorite on many of the smaller farms. You cannot equal this value within many dollars of this New Low Centennial Price.

One of the strongest and best walking cultivators made. It works equally well with heavy or light gangs and stands up under the most difficult work. The balance frame feature is accomplished by giving the axle a rearward bend to set the wheels well to the rear, thus bringing them underneath the central balancing spring.

The steel arch is in two sections, the top ends fitting a sleeve casting underneath the pole, permitting adjustment of distance between wheels of 31 to 46 inches. Arch sections are strong, will not become loose or get out of position. No danger of lifting spring raising gang from ground while cultivating. Complete with shovels, fenders, pole, handles, hang-up hooks, whiffletrees and neckyoke. Shipped from BRADLEY, ILL. Not Prepaid.

Catalog No.	Number and Style of Gangs	No. Shovels	Weight	Price
32HM625½	With 8½ Pin Break Gangs.....	4	245 pounds	\$15.90
32HM626½	With 123 Pin Break Gangs.....	4	267 pounds	17.15
32HM627½	With 83 Pin Break Gangs.....	6	260 pounds	17.30
32HM628½	With 124 Pin Break Gangs.....	6	272 pounds	17.95
32HM629½	With 125 Pin Break Gangs.....	6	276 pounds	18.25
32HM630½	With 139 Parallel Gangs.....	4	300 pounds	22.40
32HM631½	With 99 Top Spring Trip Gangs.....	4	284 pounds	19.60
32HM632½	With 97 Top Spring Trip Gangs.....	6	308 pounds	21.10
32HM633½	With 128 Rear Spring Trip Gangs.....	4	287 pounds	18.90
32HM634½	With 129 Rear Spring Trip Gangs.....	6	305 pounds	21.00



Protect Your Buildings

Lightning causes more loss by fire on the farm than any other agency, yet practically all fires caused by lightning could be avoided by the use of lightning rods properly installed. Anyone can easily put up his own outfit. No expert needed. Our lightning rods are made of pure copper wires woven in a manner to give fullest electrical carrying capacity. Copper tube uprights are seamless full No. 20-gauge, with point and lower coupling complete.

4¢
And Up
PER FOOT

Standard Cable
30 Strands

Extra Heavy Cable
34 Strands

Ground Rod and Clamp

Plain Top

Plain Top With Arrow Vane and Glass Ball

Standard cable is suitable for small farm buildings or residences, but for larger buildings requiring three or more groundings and in sections where storms are especially severe, the use of heavy and extra heavy cables is advisable. Tops or points should be placed at ridge ends and corners and not over 25 feet apart; also at chimneys. At least two ground connections are needed for every building and on large buildings with more than five tops or points, three groundings are required. Prices of cable include copper clips, nails and connectors. In ordering, state whether connectors are wanted for branch line or to connect two straight lines. The 4 1/2 and 2 1/2-foot plain top or point consists of copper tube upright with point and coupler, and galvanized brace stand. The 14-inch top consists of a pointed tube securely fastened to a copper saddle which can be bent to conform with roof pitch. The 2 1/2-foot and 14-inch points are especially desirable for residences, but may also be used on barns and outbuildings. Arrow vanes, animal vanes and glass balls are not included with the tops, but must be ordered at extra prices shown.

A complete lightning rod outfit with cable and tops weighs, packed for shipment, from 3/4 to 1 pound to the foot. Rods can be grounded by making a hole in the earth and extending the cable therein, but the best and easiest way is to use our ground rod. This is a steel rod heavily copper coated which is easily driven in any soil. The cable is then clamped to the rod.

NOT PREPAID

- 32HC3700 1/4—Standard Copper Cable, 30 No. 18-gauge wires, about 3/8 inch in diameter. Per foot.....4c
- 32HC3696 1/4—Heavy Copper Cable, 32 No. 17-gauge wires, about 1/2 inch in diameter. Per foot.....5 1/2c
- 32HC3695 1/4—Extra Heavy Copper Cable, 34 No. 17-gauge wires, about 5/8 inch in diameter. Per foot.....7c
- 32HC3697 1/4—Extra Heavy Copper Cable, 42 No. 17-gauge wires, about 3/4 inch in diameter. Per foot.....8 1/2c
- 32HC3698 1/4—Complete Plain Top, 4 1/2 ft. high.....75c
- 32HC3699 1/4—Complete Plain Top, 2 1/2 ft. high.....58c
- 32HC3689 1/4—14-inch Top, complete with solid copper roof saddle.....62c
- 32HC3690 1/4—22-in. Vane and Animal Figure only. State figure, whether horse, cow, pig, sheep or rooster.....80c
- 32HC3691 1/4—Aluminum Arrow Vane over 22 in. long.....50c
- 32HC3692 1/4—4 1/2-Inch Glass Ball White or Blue. State color wanted. Each.....35c
- 32HC3693 1/4—4 1/2-Inch Glass Ball, Ruby, Silver or Gold. State color wanted. Each.....40c
- 32HC3694 1/4—Chimney Top. We furnish a solid copper bracket with 20-inch copper point and lag screws for attaching to chimney. Order enough cable to extend from roof to chimney bracket.....\$1.10
- 32HC3685 1/4—Copper Coated Ground Rod, 1/2-inch diameter, 6 feet long, with copper clamp. Each.....\$1.35 Not Prepaid.....


FREE

Send for our Special Scale Circular H32SC. It gives more detailed information and shows other models of heavy duty truck scales. Suitable for large coal and grain dealers gravel pits-stone quarries, wherever heavy loads and heavy service are met.

\$96.50
And Up

PITLESS SCALES

See Page 565 for Easy Terms



Especially Convenient for Farm Usage

Shipped from factory near Kansas City, Mo. Not Prepaid.

Our pitless scales are constructed on the same principles of lever application and ball bearing features as our pit scales, described at the right. They are accurate and durable and will give excellent service wherever pitless scales can be used.

The frames are heavy steel channels and the platform joists are steel I beams. Weigh beams full capacity and use no loose weights. Substantial beam box, well painted, furnished with each scale. Platform lumber is not furnished.

Pitless scales are especially suited to the purposes of tenant farmers or on rented land as they can be moved by the owner.

Because of the lack of permanent foundations or settings, some localities restrict the use of pitless scales for public or commercial weighing. While our pitless scales will weigh as accurately and give as good satisfaction as any of the type, a pitless scale should not be ordered where a pit scale is required.

Pitless Wagon and Stock Scales for Farm or Other Light Service

Catalog Number	Capacity	Size Platform	Wt., Lbs.	Cash Price
32HM1781 1/2	4 tons	14x8 ft.	1,375	\$ 96.50
32HM1782 1/2	5 tons	14x8 ft.	1,450	101.50
32HM1783 1/2	6 tons	14x8 ft.	1,525	105.00
32HM1785 1/2	10 tons	22x8 ft.	3,100	220.00

Pitless Motor Truck Scales for Farm or Other Light Service

32HM1775 1/2	8 tons	16x8 ft.	2,750	\$195.00
32HM1784 1/2	10 tons	16x8 ft.	2,900	210.00

ATLAS PORTABLE PLATFORM SCALES

—Sealed to U. S. Standards. —Guaranteed accurate, close weighing and durable.

A good scale for buying and selling. Single beam scales have hardwood platform and pillar and brass beam, graduated to 1/2-pound with sliding poise. Except for the beam, the weightless type scales are the same. Upper bar graduated by 1/2-pound marks to 100 lbs. Lower bar has large poise which engages notches, weighing by 100 lbs. to full capacity of scales. Shipped from factories near CHICAGO, ILL., or KANSAS CITY, MO. Not Prepaid.

50-lb. sealed Test Wt. Guaranteed accurate. Used for testing any scale. Shipped from factories near CHICAGO or KANSAS CITY. 32HC1774 1/2 Not Prepaid. **\$3.50**



Single Beam Scales					Weightless Type Scales				
Catalog Number	Cap. Lbs.	Plat-form Inches	Shp. Wt., Lbs.	Price	Catalog Number	Cap. Lbs.	Plat-form Inches	Shp. Wt., Lbs.	Price
32HM1791 1/2	400	15 1/2 x 24	145	\$16.50	32HM1795 1/2	600	16x24	160	\$20.75
32HM1792 1/2	600	16 x 24	150	16.95	32HM1796 1/2	800	17x25	170	22.10
32HM1793 1/2	800	17 x 25	160	18.25	32HM1797 1/2	1000	18x25	180	24.05
32HM1794 1/2	1000	18 x 25	165	20.80	32HM1798 1/2	1200	18x26	190	27.95
32HM1799 1/2	1200	18 x 26	175	22.35					

PIT SCALES

—Accurate, close weighing and durable.
—Sealed to U. S. Standards.
—For all farm and light commercial weighing.

\$56.00
And Up

ESTIMATED FREIGHT CHARGE: ES per 100 lbs. on 150 miles, 51c; 300 miles, 64c; 500 miles, \$1.01; 750 miles, \$1.33.



See Page 565 for Easy Terms

These scales are the most modern type of scale construction. Two heavy main levers extend across the platform and rest on heavy bearing chairs. Another lever extends from each main lever and carries the weight to the fifth lever, which transmits it to the weigh beam. The great advantage of this type of scale is that the entire lever system always remains stationary, whereas in scales of the hanging lever type the levers swing with platform, causing a scraping and wear on the knife edges and bearings.

The corner ball bearings act as an automatic leveling device and if the scale should get slightly out of level, the weighing is not affected. The bearing foot is independent of the joist and always retains a true bearing seat, the ball acting as a hinge between the two and insuring a true bearing at all times. The ball bearings relieve the knife edges from wear since the movement of the platform is taken on the balls. Knife edges are fine tool steel, perfectly tempered. The levers are cast semi-steel, strong enough to carry more than their weighing capacity.

Weigh beams are full capacity and require no loose weights. Main beam is brass faced, machined milled and notched on top, on which the roller-bearing poise travels easily. Each notch and graduation is positively accurate. Tare beam is solid brass with section for fractional bar and brass poises. Prices include beam box, but not platform or platform timbers. Office fixtures for hanging beam in office will be furnished in place of beam box if so ordered. Distance of platform to weigh beam, 22 inches. Shipped from factory near KANSAS CITY, MO. Not Prepaid.

Pit Wagon Scales

Catalog Number	Capacity	Size Platform	Weight	Price
32HM1786 1/2	4 tons	14x8 feet	670 pounds	\$ 56.00
32HM1787 1/2	5 tons	14x8 feet	680 pounds	61.75
32HM1788 1/2	6 tons	14x8 feet	720 pounds	67.00
32HM1789 1/2	10 tons	22x8 feet	1,400 pounds	121.00

Pit Motor Truck Scales—Medium Duty

Construction the same as shown in above illustration of Wagon Scales, only much heavier, making them suitable for commercial weighing which nowadays is almost entirely on motor trucks. Made for wood platform timbers, illustrated above or can be supplied with steel joists

and beams. No lumber furnished except wood beam box. Steel furnished with steel construction consists of heavy steel cross channels and 3 steel I beams. Steel construction is economical as there are no heavy timbers to buy, and you save in depth of pit and pit walls. Not Prepaid.

Catalog Number	Cap. Tons	Size Platform	Edge of Platform to Weigh Beam	Wood Construction		Steel Construction	
				Wt., Lbs.	Price	Wt., Lbs.	Price
32HM1790 1/2	10	16x8 ft.	36-inch	1475	\$147.50	2400	\$215.00
32HM1780 1/2	12	18x9 ft.	38-inch	1925	210.00	3100	290.00

For larger capacity scales, suitable for heavy duty motor truck weighing. Send for our Special Scale Circular H32SC.


TRUCK AND GARDEN NEEDS AT REDUCED PRICES

..SPECIAL

for BRADLEY CENTENNIAL

Can Be Used as a Single Wheel or Double Wheel Cultivator

\$12⁴⁵
COMPLETE



Manweight Garden Seeder and Cultivator

—Five complete time saving tools in one. —Wheels, 18 inches high.
—Has agitator force feed. —Plants any seed from smallest to lima
—Drops seed in hills from 3 to 28 inches apart. —Cushioned push bar.
Here's all the equipment any gardener needs for raising crops—from seeding to final cultivation. May be used as seeder, plow, single or double wheel cultivator or hoe. Will not clog or crack seed, and sows all seed in full view of operator. Cultivator is propelled by a push bar having a cushioned yoke to rest against operator's body. Two pairs of cultivator teeth, one pair small plows, one pair blades, one pair rakes, one pair leaf guards and wrench included.

32HM1145 1/4—Combined Seeder and Cultivator, Shipping weight, 70 pounds. Not Prepaid. **\$12.45**
32HC1147 1/4—Seeder only. Shipping weight, 40 pounds. Not Prepaid. **\$7.80**
If by mail, add 86c postage.
32HC1146 1/4—Cultivator only. Shipping weight, 40 pounds. Not Prepaid. **\$6.25**
If by mail, add 86c postage.

Badger Garden Seeder

Cylinder type—Exceptionally accurate. Includes 5 seed cylinders. Plants seed 1/4 to 30 inches apart. Adjustable marker. Scraper on rear wheel. Seed cylinders drilled to take various size seed. No breakage of seed as brush keeps cylinder clean. Cylinders quickly changed. Spacing of seed easily adjusted by changing the driving pinion. Eight-inch drive wheel and rear press wheel mounted on large axles for easy running. Plant corn, beans, spinach, beets, carrots, tomatoes, lettuce, radishes, peas, onions—in fact any garden seed. Wt., 34 lbs.
32HC6162 1/4—Garden Seeder Complete, with seed cylinders and marker. **\$6.95**
Not Prepaid
If by mail, add 74c postage.

\$6⁹⁵
COMPLETE



Hill and Drill Seeder

- Plants in hills or continuous drill.
- Rotary Brush insures even flow—Does not crack seed.
- Opening shoe designed to plant seed in thin narrow row.
- Two quart capacity hopper.
- 16-inch front wheel with 1 1/2-inch wide tire.
- Adjustable marker.



\$8⁴⁵

A thoroughly reliable garden seeder and planter. Recommended for the Truck gardener or onion grower. Is ideal for sowing flower seed. Made by one of the largest manufacturers of garden tools. Plants in hills 6, 8, 12 or 24 inches apart or a continuous drill. Chain driven from sprocket on front wheel. Seed shut off. Long boot adjustment. Is simple to operate. Opens a furrow, drops the seed, closes the furrow, packs the earth and marks for the next row. Complete instructions furnished with each outfit. Not Prepaid.

32HC6150 1/4—Hill and Drill Seeder. Wt., 41 lbs. **\$8.45**
If by mail, add 88c postage.

Small Seeder Attachment



—Drills any seed.
—Adjustable for various size seed.
—3 to 6 adjustable for depth.
—Attaches to any slotted foot cultivator with 5 1/2-inch space between wheel and foot.

Index on top of hopper marked for various seed. Sprocket turns on spokes for accurate planting. Not Prepaid.

32HC6152 1/4—With 1 qt. size hopper. Wt., 8 lbs. **\$3.25**

32HC6153 1/4—With 1 quart size hopper. Wt., 10 lbs. **\$4.65**
If by mail, add 22c postage for pint size and 26c for quart size.

Lawn Seeder and Fertilizer Spreader




\$5⁷⁵
And Up

Sows lawn seed or fertilizer or even sand ashes or salt on icy pavements in the winter. Adjustable Force Feed. Flow of material stops when machine is stopped. Heavy galvanized iron hopper—wood ends. 18-inch side holds 25 pounds plant food; 30-inch side holds 40 pounds plant food. Force feed secured by blades rotating in cylinder at bottom of hopper. Blades force material out through opening at rear. Uniform distribution. Slide over these openings controls amount spread. Steel 12-inch wheels; 1 1/2-inch width tires. Not Prepaid.

32HC6156 1/4—18-Inch spreader. Wt., 23 lbs. **\$5.75**
32HC6157 1/4—30-Inch spreader. Wt., 35 lbs. **\$10.50**
If by mail add 52c postage for 18-inch and \$1.16 for 30-inch size.

WHEELBARROW FERTILIZER DISTRIBUTOR

Spreads as Fast as a Man Will Walk



\$9⁷⁵
And Up

Force feed. Spreads 1 to 5 pounds plant food to 100 square feet; 2 to 5 pounds grass seed to 1000 square feet.

Save time, labor and material by using one of these spreaders to put fertilizer, chemical preparations and grass seed uniformly and rapidly on lawn or garden. Adjusts regulates amount sown. Shipped from factory in NORTHERN OHIO. Not Prepaid.

32HM1163 1/4—Distributor 3 feet wide. Weight, 40 lbs. **\$9.75**
32HM1164 1/4—Distributor 6 feet wide. Weight, 55 lbs. **16.65**

Combination Distributor With Scatterboard and Feed Spouts

Same hopper as 32HM1163 1/4 equipped with scatterboard and feed spouts for side dressing on each side of two rows at one operation without touching plant foods, rows 10 to 18 inches apart. Easily adjusted to sow in middle of rows. Feed spouts, easily removed for broadcasting. Shipped from factory in NORTHERN OHIO. Not Prepaid.

32HM1165 1/4—Distributor, 3 feet wide. Weight, 50 lbs. **\$15.00**

Wheelbarrow Grass Seeder



\$8⁵⁰
And Up

Sows small seed broadcast. Iron wheel governs feed. Index plate and speed of travel regulates quantity sown. Adjustable force feed. Instantly thrown out of gear.

Single hopper seeder sows smooth seeds only, as clover, timothy, alfalfa, millet, etc.

Double hopper seeder sows any smooth seed; also light and chaffy seeds, as grasses, etc.

Weights: 45, 50 and 55 pounds, respectively. Shipped from factory in NORTHERN OHIO. Not Prepaid.

32HM1160 1/4 12-Ft. **\$8.50** 14-Ft. **\$9.50** 16-Ft. **\$10.00**
32HM1161 1/4 Single Hopper
32HM1161 1/4 Double Hopper 10.30 11.20 11.60

Eclipse Rotary Hand Corn Planter



—Material: Steel, wood grips.
—Changes of discs.
—Weight: 8 pounds.
Handles thrown apart by spring. Postpaid if included in \$2.00 order or more.

32H6256 1/4 **\$1.78**

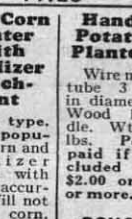
Hand Corn Planter With Fertilizer Attachment



—Slide type. V-shaped furrow. Corn and fertilizer dropped with great accuracy. Will not crack corn. Wt., 6 lbs.

32H6257 1/4 **\$2.28**

Hand Potato Planter



Wire mesh tube 3 in. in diameter. Wood handle. Wt., 5 lbs. Postpaid if included in \$2.00 order or more.

32H6255 1/4 **\$1.45**

Triple Geared Hand Seeder



Heavy duck bag. Seed regulator gauge. Sows all kinds of small seed like oats, wheat, clover, grass etc. Spreads 8 to 25 feet, depending on size and kind of seed. Wt., 5 lbs. Postpaid if included in \$2.00 orders.

32H6260 1/4 **\$1.68**

Cahoon Broadcast Hand Seeder



Heavy Duck Bag. Seed regulator gauge. Bag holds 3/4 bushel. Broadcasts oats, grass, wheat and other small grains 8 to 36 feet, depending on size and kind of seed. Postpaid.

32H6261 1/4 **\$4.40**

Now! ELECTRIC HEATED HOT BEDS



Advantages Over Manure Hot Beds

Quicker, healthier, more uniform plant growth. Makes permanent bed possible—Cable need not be removed between seasons. Permits beds to be used as cold frames by simply turning off current. Ideal temperature for any particular crop can be maintained. Uniform heat 24 hours a day. Reduces fungus growth to minimum. Eliminates harmful ammonia fumes of manure. Absolute automatic control of current. Operates on 110- or 220-volt A.C. 440-Watt size uses about 2 K.W. hours per day.

All you need to buy to make one of these automatic, electric hot beds is our Flexible Cable Heating Unit and Thermostat Control. Merely install the electric system in your present hot bed.

Cable Heating Unit is of No. 19 Nichrome Wire, insulated and covered by lead sheath which completely protects it from dirt or moisture. Can be left in ground permanently. Flexible, 60-foot cable long enough to heat 6x6-foot bed. Rated at 400 Watts—can be manually controlled if desired.

Thermostat can be set to maintain any temperature between 40° F. and 110° F. Maximum capacity, 1500 watts on 110-volt A.C. and 3000 watts on 220-volt A.C. Shipped from Warehouse in Northeastern Illinois. POSTPAID.

\$12⁹⁵
And Up
POSTPAID

Will Heat	Catalog No.	Description	Weight	POSTPAID
36 sq. ft. 6 ft. x 6 ft.	32H700 1/4 110 Volt	1—Thermostat 1—60 ft. heater cable	19 lbs.	\$12.95
72 sq. ft. 6 ft. x 12 ft.	32H701 1/4 110 Volt	1—Thermostat 2—60 ft. heater cables	35 lbs.	16.45
108 sq. ft. 6 ft. x 18 ft.	32H710 1/4 220 Volt	1—Thermostat 1—120 ft. heater cable	35 lbs.	16.45
144 sq. ft. 6 ft. x 24 ft.	32H702 1/4 110 Volt	1—Thermostat 3—60 ft. heater cables	51 lbs.	19.95
216 sq. ft. 6 ft. x 36 ft.	32H703 1/4 110 Volt	1—Thermostat 4—60 ft. heater cables	67 lbs.	23.40
288 sq. ft. 6 ft. x 48 ft.	32H711 1/4 220 Volt	1—Thermostat 2—120 ft. heater cables	67 lbs.	23.40
	32H712 1/4 220 Volt	1—Thermostat 3—120 ft. heater cables	99 lbs.	30.30
	32H713 1/4 220 Volt	1—Thermostat 4—120 ft. heater cables	131 lbs.	37.25

32H720 1/4—1—60 foot Heater cable only. Wt., 16 lbs. Postpaid. **\$3.50**
32H725 1/4—1—Thermostat only. Wt., 3 lbs. Postpaid. **\$9.85**
State size of bed and voltage desired.

For Prices of Glazed or Unglazed Hot Bed Sash
See Page 848

OFFERS NOW!



\$3.50



\$3.68

Handy 2-Wheel Cultivator
 —3 cultivator teeth, rake, sweep, reversible bull tongue and turn shovel.
 —Rear wheel adjustable for depth.
 —5-Tools in One. A strong serviceable two-wheel cultivator. Diameter, front wheel, 18-inch; rear wheel, 14-inch.
 Not Prepaid.
32HC6165 1/4—Wt., 25 lbs. **\$3.50**
 If by mail, add 56c postage.

Push Bar Garden Cultivator
 —Push bar makes cultivation easier.
 —5 Cultivator teeth.
 —Plow, weeder attachment and wrench.
 Can be used as plow, cultivator or weeder. The plow can be shifted from side to side independently of the course of the 18-inch wheel. Weight 25 lbs.
 Not Prepaid.
32HC6211 1/4—Complete... **\$3.68**
 If by mail, add 56c postage.



\$4.75



\$2.25

Two-Wheel Garden Cultivator
 —Frame, all steel on two 16-inch wheels.
 —Adjustable height handles.
 —2 plows for furrowing and hilling.
 —2 five prong weeders.
 —2 side hoes for cutting weeds.
 —2 leaf guards.
 Easy and efficient to operate. Arch will permit cultivation on both sides of plants 22 inches high. Not Prepaid.
32HC6186 1/4—Complete with all attachments. Weight, 30 pounds... **\$4.75**
 If by mail, add 66c postage.

Adjustable Garden Cultivator
 —Sharp weed cutter.
 —5 prong cultivator.
 —Wheel: 14-in. high.
 —Tire: 1 1/4-in. wide.
 Light, strong and sturdy. Removable center tooth. Adjustable for rows 6 to 12 inches apart. Attachment may be used as hand tool. Handles adjustable for height.
32HC6160—Adjustable cultivator. Weight, 14 lbs. **\$2.25**
 Not Prepaid. If by mail, add 34c postage.



\$2.25



\$2.10

permits changing draft on attachments to suit light or heavy soils. Equipped with turn shovel. For other attachments see below. Not Prepaid.
32HC6240 1/4—Weight, 22 lbs. **\$2.25**
 If by mail, add 50c postage.

—Wheel: 24-in. high.
 —Tire: 1 1/4-in. wide.
 Easy running, strongly built. Equipped with turn shovel. Has slotted foot —any attachment listed below at left can be attached. Not Prepaid.
32HC6209 1/4—Wt., 20 lbs. **\$2.10**
 If by mail, add 46c postage.

Cultivator Attachments

Have your cultivator equipped to handle any special job that may arise. These "Extra" attachments make it possible. Each one you add gives you practically an additional machine. Fit all slotted foot, hand cultivators. Postpaid if included in \$2.00 orders or more.

- A—32H6166 Scuffer and Rake. Wt., 1 1/2 lbs. **45c**
- B—32H6167—Turn Shovel or Plow. Wt., 2 lbs. **32c**
- C—32H6168—Reversible Shovel. Weight, 1 pound. **22c**
- D—32H6169—Eight-inch Sweep. Weight, 2 pounds. **34c**
- E—32H6170—Sid Hoe attachment. Will fit all single shank garden cultivators. Weight, 4 pounds. **\$1.08**
- F—32H6241—Five-Prong Hoe. Weight, 3 pounds. **62c**

All Steel Balance Frame Garden Cultivator

\$2.45

A very substantial garden cultivator with steel handles and malleable iron grips made to fit the hand. No rotting or warping.

Center of weight directly over wheel axle, making it self balancing. 24-inch wheel and 1 1/4-inch steel tire. Equipped regularly with turn shovel or plow. Slotted foot permits any other cultivator attachments shown at left to be quickly attached. Weight, 22 lbs.

32HC6245 1/4
 Not Prepaid... **\$2.45**
 If by mail, add 50c postage.

Make Gardening Easy!



\$4.85



\$7.85

"Universal" Garden Raiser
 —Has 8 revolving blades 10 1/2 in. long—reversible.
 —Wheels, 7 inches in diameter.
 —Reversing position allows 3 shovels to be used.
 We are offering this popular garden tool at a new low price. You can weed, hoe, cultivate, mulch and thoroughly pulverize the soil in one operation. Saves time and labor. You push it along just like a lawn mower. Blades act upon an underground steel knife that slides along just beneath the surface of the soil, cuts every weed and throws them on top of the ground.
32HC6188 1/4—Not Prepaid. **\$4.85**
 Wt., 19 lbs. If by mail, add 44c postage.

New Garden Cultivator
 —Heavy steel throughout except hardwood handle.
 —Mounted on Roller Bearings.
 —Six active working parts.
 Here is a new garden tool that every gardener will appreciate. Push it along just like a mower. Has the necessary weight to get down and do a real job—yet is as easy to push as much lighter-weight cultivators.
 Consists of Weeder, Mulcher, Straight Tooth Disc, Bent Tooth Disc, Single Shovel and 5-Prong Hoe. Not Prepaid.
32HC6158 1/4 **\$7.85**
 Wt., 25 lbs. If by mail, add 56c postage.

One-Horse Steel Cultivator With Lever Expander

—Steel Frame.
 —Lever wheel.
 —Rear wheel depth regulator lever control.
 —Extra outside handle braces.
 —Five 3-inch cultivator shovels.
 —Adjustable width lever control
 A one-horse cultivator. Lever wheel and rear wheel depth regulator enable operator to control working depth of shovels relieving operator from strain of holding shovels from running too deep. Makes easy the dodging of hills that are out of line. Teeth easily raised out of ground. Lever expander regulates width of cultivator to suit different widths of rows. Not Prepaid.
32HM6231 1/4 A—Cultivator Complete with Horse Hoos. Weight, 85 pounds. **\$7.45**
32HM6231 1/4 B—Cultivator Without Horse Hoos. Wt., 77 lbs. **\$6.10**



\$7.45 COMPLETE

5 and 7-Tooth Steel Cultivator

—Steel Frame.
 —Lever expander.
 —Extra Outside handle braces.
 —Heavy Hardwood handles.
 Adjustable from 10 to 26 inches wide from center to center of teeth. Not Prepaid.
32HM6306 1/4—With five 3-inch teeth, without Front Wheel. Wt., 50 lbs. **\$4.85**
32HM6295 1/4
 With seven 2-inch teeth, without Front wheel. Wt., 54 lbs. **\$5.65**
32HC6308
 Front Gauge Wheel. Wt., 5 lbs. **60c**
 If by mail, add 16c.



\$4.85
5-TOOTH LESS WHEEL

CULTIVATOR SHOVELS AND SWEEPS

Reversible Cultivator Steels, for one use cultivators, complete with bolts. Postpaid if included in \$2.00 order or more.			Cultivator Sweeps with bolts, for 1-horse cultivator. Postpaid if included in \$2.00 order or more.			Horse Hoe Attachments		
Size	Wt.	Each	Size, Inches	Weight Pounds	Each	High quality solid steel. To fit one-horse cultivators shown above and others of similar construction. Adjustable. Postpaid if included in \$2.00 order or more.		
1 1/4 x 8-in.	1 1/2 lb.	12c	8	1 1/2	30c	32H6189 1/4 Weight, 8 pounds. \$1.50		
2 x 8-in.	1 1/2 lb.	14c	10	1 3/4	34c			
2 1/2 x 8-in.	1 lb.	15c	12	1 3/4	37c			
3 x 8-in.	1 lb.	16c	14	2	43c			

Wood Beam Wing Shovel Plow

Blade has adjustable wings, regulated in width by punched brace. Wings are independent of each other and can be used in any desired position. Weight, 32 pounds.
32HC6201 1/4—Not Prepaid **\$3.80**

Steel Beam Plow Single and Double Shovel

Extra heavy beam, 1 3/4 x 3 in. Handles well braced.
 Not Prepaid.
32HM6203 1/4—Single Shovel Plow. 12x12 in. shovel. Wt., 54 lbs. **\$2.98**
32HM6204 1/4—Double Shovel Plow. 6x11 in. shovels. Wt., 43 lbs. **\$3.50**

14-Tooth Steel Harrow

\$5.00 WITHOUT WHEEL

—Steel Frame.
 —Lever expander.
 —Extra outside handle braces.
 —Teeth: 3/8 x 3/8 inch diamond shape.
 —Heavy hardwood handles.
 Adjustable from 11 to 33 inches in width. Not Prepaid.
32HM6307 1/4—Without Front Wheel. **\$5.00**
32HM6235 1/4—With Front Gauge Wheel. Weight, 57 pounds. **\$5.60**
32HC6172—Extra Teeth. Weight, 1 pound. **14c**
 Extra teeth, if by mail, add 3c each, postage.

NOW
Reduced \$ **26**⁸⁵
to And Up

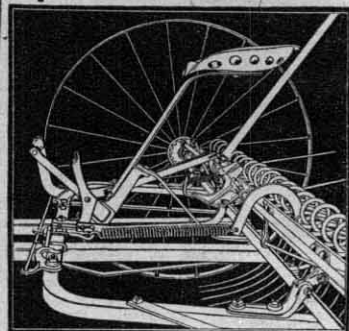

Easy Terms
\$5
DOWN
See Page 565

• 1832 •
PROFITS

for BRADLEY

FEATURES

Improved wheel hub and dumping mechanism.



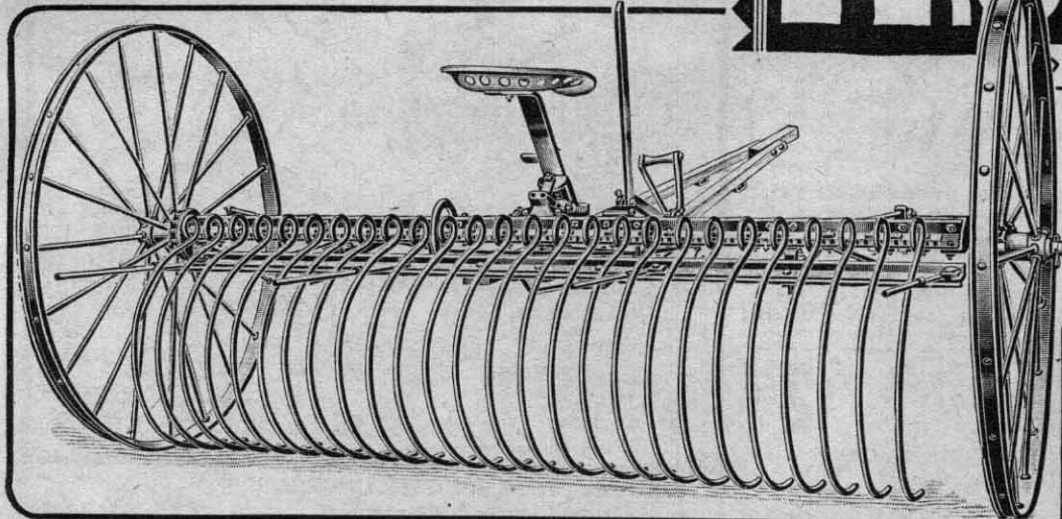
Notice the sturdy yet simple foot lever arrangement. Relief spring is designed to take strain off dumping mechanism when teeth are dropped—no jar or breakage.

Steel Hay Rake Teeth

Will fit McCormick, Deering, Milwaukee, Champion and other make rakes using teeth of same shape and measurements as illustrated. Flat point. Made of high carbon well tempered spring steel. 3/8 inch diameter. Not Prepaid.

32HC1209 1/2—Single Coil Rake Teeth. **\$1.20**
Weight of six, 11 pounds. 6 for...
If by mail, add 28c postage for 6.

32HC1210 1/2—Double Coil Rake Teeth.
Wt. of six, 12 lbs. 6 for..... **\$1.32**
If by mail, add 30c postage for 6.



David Bradley STEEL SULKY RAKES

- High foot lift.
- Steel head, axle, cleaner and frame.
- Steel truss rod.
- 3/16-inch teeth regular; 1/2-inch for slight extra cost.

- “Mountain-type” wheels, 54 inches high, are interchangeable. Removable wheel boxes.
- Large, easy-riding spring seat.
- Relief spring on all sizes.
- Furnished with combination wood pole and thills.

More Money Cannot Buy a Better Rake

WE KNOW that there is no sulky rake in America combining all the features of the BRADLEY, yet costing so little. At these new, low Centennial prices, you can easily afford this necessary equipment. Pay cash or use Sears Liberal Easy Payment Plan. Either way you'll make a huge saving on a BRADLEY over any other high grade sulky rake you can buy.

You'll get cleaner raking, easier dumping with a BRADLEY. On very rough ground it gives great satisfaction. Strong construction and proper shock-absorbing design mean longer life and minimum repair bills. Perfect work in light, heavy or tangled hay, alfalfa or clover. Dumps by hand or foot. Even a boy can operate the improved foot lever control. Just try a BRADLEY in your hay field.

Built to Rake Clean Under Hardest Conditions

Head, axle, cleaner head, and frame are steel. Truss rod prevents sagging of head. Extra-strong, 54-inch steel wheels, of well-known “mountain type,” with staggered spokes, double-flanged hubs, removable hub boxes and 2-inch, channel-steel tires. Interchangeable wheels, and reversible dump rods mean added years of service. Improved tooth-holder accommodates minimum or maximum number of teeth, spaced 3 3/4 inches or 4 1/2 inches apart. Teeth made of oil-tempered, high carbon spring steel. The 3/16-inch teeth are single coil flat point. The 1/2-inch teeth single coil pencil point.

cushions fall of teeth—no jar or breakage. All sizes have combination wood pole and thills for use with either one or two horses. Shipped from Bradley, Ill., Not Prepaid.

Catalog Number	Size Feet	No. Teeth	Wt. Lbs.	With 3/16-Inch Teeth	With 1/2-Inch Teeth
32HM991 1/4	8	21	415	\$26.85	\$27.80
32HM992 1/4	8	26	425	\$28.20	\$29.40
32HM993 1/4	9	24	445	\$28.70	\$29.80
32HM994 1/4	9	30	455	30.35	31.70
32HM995 1/4	10	27	475	30.40	31.60
32HM996 1/4	10	33	485	32.00	33.50
32HM997 1/4	12	32	515	35.55	37.00
32HM998 1/4	12	40	525	37.70	39.50

Large, comfortable seat, with strong, easy-riding seat spring. Horses do the work of dumping—merely press foot pedal to release hay. Relief spring furnished on all sizes except 8-foot rake when equipped with 3/16-inch teeth. Furnished on all rakes equipped with 1/2-inch teeth. Spring

32HC1208 1/2—Pair of Guard Teeth. Wt., 3 lbs. **40c**

32HC1207 1/2—Extra Flat Point 7/16-inch teeth. Wt., 29 1/2 lbs. **27c**

32HC1205 1/2—Extra Pencil Point. 1/2-inch teeth. Wt., 39 1/2 lbs. **32c**

The New PEERLESS Hoist

Saves Time, Man Power and Horse Power

- For any type of barn or outside stacking.
- Requires 3 to 5 H.P. electric motor.
- 22-inch wide hoisting drum holds 300 feet of rope.
- 22-inch wide return drum holds 275 feet of rope.
- Drums mounted on ball thrust bearings.
- Positive hollow-shaft lubrication.

For use with electric installation in any type of barn or for outside stacking. Put up your hay in half the usual time with less help. The operator who sets the fork can control the hoist with ease direct from the load. A light forward pull on the hoist lever rope engages hoisting drum and lifts loaded fork or sling from the rack into the mow. Slight release of the rope stops loaded carrier any place along the track.

3 to 5 H.P. electric Motor, belt drive, furnishes ample power. When you use a Peerless hoist you save the cost of a team and driver. Its use also does away with the drudgery of pulling back the carrier and fork by hand.


The large hoisting drum is 22 inches wide and will hold 300 feet of 1-inch rope. The return drum is also 22 inches wide and will hold 275 feet of 3/4-inch rope.

The entire unit is ruggedly constructed to render many years of trouble-free service.

Both drums are mounted on ball thrust bearings for easy running. Positive, hollow shaft lubrication is provided.

Price is for Hoist only as illustrated at right, less rope and belt. Shipped from factory near Chicago. Not Prepaid.


32HM2369 1/2—Hoist. Weight, 325 pounds..... **\$49.50**



Easy Terms
\$5
DOWN
See Page 565

\$49⁵⁰

Quality Goods At Lowest Prices



Shows set-up for operation filling from end of barn.

1932

SACRIFICED

CENTENNIAL

Here's the Mower You Need

- All-steel frame.
- Perfectly-balanced vertical lift.
- Large-jawed clutch on main axle.
- High-carbon steel cutter bar of standard design.
- 32-inch steel wheels with 4-inch tires and lugs. (Cast wheels can be had if desired.)
- Balanced hitch means lighter running, cleaner cutting.

Your Money Back if not Satisfied Always!

Reduced to
\$52⁸⁵
And Up

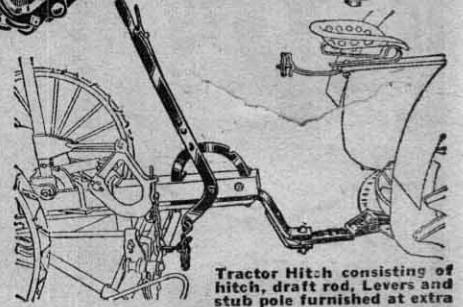


Easy Terms
\$5
DOWN
See Page 565

ESTIMATED FREIGHT CHARGES
Per 100 Lbs. on Mowers and Hay Rakes

150 Miles.....	\$0.51
300 Miles.....	.64
500 Miles.....	1.01
750 Miles.....	1.33

Dependable Repair Service
Big Stocks ~ Low Prices



Tractor Hitch consisting of hitch, draft rod, levers and stub pole furnished at extra price shown.

Bradley Steel Mower

If you've seen a BRADLEY Steel Mower in action, you need read no further—simply observe the NEW LOW PRICES that Sears have established for the BRADLEY CENTENNIAL. But if you have never seen this sturdy, clean cutting mower, compare specifications, design and price with any mower in America.

We claim the BRADLEY to be the strongest and most efficient mower ever built—to be

without equal for utter dependability and good work.

It is years ahead of present-day standards of mower design and construction. On thousands of farms, the BRADLEY is establishing a new standard of mower performance. The steel wheels and frame are distinctive BRADLEY features—your guarantee of satisfaction when operating under every conceivable mowing condition.

Greatest Advance Ever Made in Mower Construction

The Bradley gives you light draft, clean cutting, easy handling and convenience of adjustment. Light running results from a perfectly-balanced hitch, correctly designed gears, and cutter bar suspension. Perfect fit of cutting parts assures clean cutting. Any adjustments are quickly and easily made without the need of special tools.

Perfectly balanced vertical lift combines in operation with hand and foot lever. This arrangement adapts mower to cutting under all conditions, whether top cutting, light or heavy cutting on level land, cutting along ditches or along hillsides. You can pass unusual obstructions without leaving the seat of the mower and without throwing the mower out of gear.

Clutch on main axle permits larger-jawed clutch. Counter shaft does not turn, gears turn on shaft. Automatic throw-off on clutch when bar is raised vertically.

Cutter bar made of high-carbon steel—strong, rigid, will not sag. Knife is of standard design. Pitman made of highest quality second growth hickory. Has ball

socket joint at knife end. Forged steel pitman straps. Heavy Steel Wheels—32 inches with 4-inch tires and lugs, or cast iron wheels will be furnished instead when desired.


The popularity of this mower is accounted for by the many Bradley features embodied in its design—a sensational mower at a sensationally low price. Its All-Steel frame holds all parts in perfect alignment and produces permanent rigidity—ample safeguard against costly delays for repairs.

Shipped complete with pole, neckyoke, doubletrees, one extra knife, extra section, extra guard, wrench, punch, cold chisel and oil can from Bradley, Ill. Can furnish tongue truck with stub pole at extra price shown below. Not Prepaid.

32HM970½	—4½-ft. cut. Wt., 730 lbs....	\$52.85
32HM971½	—5 -ft. cut. Wt., 740 lbs....	\$53.75
32HM972½	—6 -ft. cut. Wt., 750 lbs....	\$56.25
32HM963½	—Add for Quick Turning Tongue truck when desired in place of regular pole. Wt., 85 lbs.	\$6.90
32HM962½	—Tractor Hitch to fit Bradley Mower. Wt., 95 lbs.	\$5.75

Notice below the high vertical lift. You'll appreciate the ease with which the knife is raised either by hand or foot lift.

Mower with cast wheels. Furnished in place of steel wheels at same price when ordered.




Handy Outfit of Extra Parts for Bradley Mowers

This outfit is made up of the parts which are subject to greatest wear. Order this outfit and be fortified against costly delays during hay harvesting. It consists of 1 pitman complete with bolts, 1 pitman box complete, 1 knife head, 5 guards with ledger plates attached, 20 sections with rivets and 5 knife clips. Not Prepaid.


32HC965½—Handy Outfit for Bradley Steel Frame Mower. Weight, 20 pounds. **\$5.45** Price.....

32HC964½—Handy Outfit for Bradley Cast Frame Mower. Weight, 20 pounds. Price, **\$5.45** If by mail, add 46c postage.

For separate cutting parts, knives, pitman, etc. for Bradley mowers and other makes see page 591.



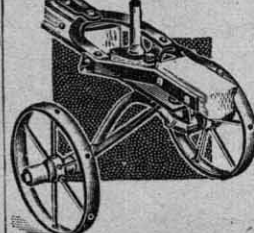
Solid dustproof gear case with all gears running in constant bath of oil. Self-oiling of rear end of pitman driving shaft. Alemite connections are used on all main bearings not lubricated by the splash system.



Spur pinion is recessed into bevelled gear which permits quick replacing of worn pinions. Simply loosen shaft support, slide off the gear and renew the pinion. No key or rivet required. This combination gives a 6-inch bearing instead of ordinary 1½ to 2-inch.



Cutter bar attached to wide yoke with heavy steel pins. Yoke is extra-wide for added strength. Sturdy construction prevents excessive wear and keeps cutter bar properly aligned. Perfect fit of cutting parts assures clean cutting. Any adjustment can be made without special tools.



Tongue Truck. Furnished at extra price shown above, Takes weight off of horses' necks. Makes for much easier turning.

We Guarantee to Satisfy You and Save You Money

Save on at SEARS

BINDER CANVASES

... TO FIT ALL LEADING MAKES

READ BEFORE ORDERING

Very Important

Be sure to tell us the size and name of your binder, and the number and size of your old canvas; also whether for upper or lower elevator or platform. The numbers given in the table below should correspond to those on your original canvas. If you cannot find numbers and sizes on old canvas, use a string and measure around rollers to find length. For width, measure from outside to outside of canvas guides on your binder and tell us these measurements.

Average Shipping Weights of Binder Canvases

Kind and Size of Canvas	Shipping Weight	If by mail, Add for Postage
Upper Elevator...	10 lbs.	23c
Lower Elevator...	10 lbs.	23c
6-foot Platform ..	12 lbs.	27c
7-foot Platform ..	15 lbs.	33c
8-foot Platform ...	16 lbs.	35c
Adjuster	2 lbs.	10c

NON-SLIP BUCKLE
HEAVY WEB STRAPS SECURELY
RIVETED TO TWO SLATS
SLATS DIAGONALLY STAPLED
GIVE GREATER STRENGTH

OAK SLATS
CLOSELY WOVEN
HARVESTER DUCK

SEARS offer you at Centennial Prices real saving on elevator and platform binder canvases. First quality closely woven harvester duck with reverse construction made especially for binder canvases. Straps are extra heavy weave made for long use. Slats of smoothly finished hardwood work freely on rollers and are well riveted and stapled to the canvas. Guaranteed to give perfect satisfaction and to fit perfectly, provided you furnish us with correct numbers and to sizes when ordering. Measurements given are from buckle to end of strap. A new canvas will stretch from 3 to 4 inches after being exposed to the sun for a short time. **BINDER CANVASES SHIPPED NOT PREPAID.**

\$2⁹⁸
And Up
Not Prepaid

ILLUSTRATES
REVERSE CON-
STRUCTION, FOUR
HEAVY THREAD
WARP STRAND RUN-
NING LENGTHWISE,
AND THREE-THREAD
STRAND FILLER.

To Fit McCormick Binders

Mfrs. No.	Description	Size, Inches	Each
V224½	Upper Elevator	41¾ x 97	\$2.98
V226	Lower Elevator	51 x 100	3.10
V229	6-Foot Platform	38¾ x 132¾	4.15
BD65	Upper Elevator	47¾ x 91	2.98
BA66	Lower Elevator	51 x 97	3.25
BC467	6-Foot Platform	45 x 134	4.15
BB468	7-Foot Platform	45 x 158	4.80
BC469	8-Foot Platform	45 x 182	5.50
BB835	Lower Elevator	51 x 89	3.10
T477	Adjuster	7½ x 48	.80

To Fit Deering Binders

Mfrs. No.	Description	Size, Inches	Each
HA4562	Upper Elevator	47 x 90	\$2.98
HA3199	Upper Elevator	44 x 90	3.10
HA1775	Lower Elevator	50¾ x 88	3.15
HA1772	6-Foot Platform	43¾ x 133	4.80
HA1773	7-Foot Platform	43¾ x 158	5.50
HA2791	8-Foot Platform	43¾ x 183	6.20
HA2207	Adjuster	7¾ x 54	.80

To Fit Plano Binders

Mfrs. No.	Description	Size, Inches	Each
5650	Adjuster	7½ x 43	\$0.80
5655	Upper or Lower Elevator	51¾ x 91½	3.60
5657	Upper Elevator	47¾ x 94	3.30
5658	Lower Elevator	51 x 98½	3.60
5668	6-Foot Platform	36 x 138	4.70

To Fit Deere Binders

Mfrs. No.	Description	Size, Inches	Each
HZ9044	Upper Elevator	46¾ x 93	\$2.98
HZ9043	Lower Elevator	50¾ x 97	3.10
HZ9040	6-Foot Platform	44½ x 136	4.15
HZ9041	7-Foot Platform	44½ x 160	4.80
HZ9042	8-Foot Platform	44½ x 184	5.50
B8552	6-Foot Platform	38¾ x 133	4.15
B8553	7-Foot Platform	38¾ x 160	4.80
B8554	8-Foot Platform	38¾ x 186	5.50
B8555	Lower Elevator	44½ x 95	3.10
B8556	Upper Elevator	44½ x 95	2.98

To Fit Milwaukee Binders

Mfrs. No.	Description	Size, Inches	Each
S400	Upper Elevator	52½ x 96	\$2.98
SA401	Lower Elevator	52½ x 92½	2.98
SA402	6-Foot Platform	42½ x 136	4.15
SA404	7-Foot Platform	42½ x 160	4.80
H518	Adjuster	8 x 49	.80
SN812	Upper Elevator	47¾ x 88	2.98
SN813	Lower Elevator	52½ x 83	3.10
SP817	6-Foot Platform	42½ x 137	4.15
SM818	7-Foot Platform	42½ x 158	4.80

To Fit Champion Binders

Mfrs. No.	Description	Size, Inches	Each
PA134	Lower Elevator	55 x 78	\$2.98
PA135	Upper Elevator	55 x 92	3.25
PA176	6-Foot Platform	44 x 138	4.15
PA177	7-Foot Platform	44 x 153	4.80
KA3144	Upper Elevator	43¾ x 96	3.25
KA3145	Lower Elevator	51¾ x 77	2.98
KA3147	6-Foot Platform	43¾ x 137	4.15
KA3148	7-Foot Platform	43¾ x 157	4.80

To Fit Independent Binders

Mfrs. No.	Description	Size, Inches	Each
N2264	Lower Elevator	50 x 93	\$4.00
N2265	Upper Elevator	43 x 93	3.75
N2261	6-Foot Platform	43¾ x 136	5.40
N2262	7-Foot Platform	43¾ x 159	6.20
N2263	8-Foot Platform	43¾ x 188	6.95

To Fit Osborne Binders

Mfrs. No.	Description	Size, Inches	Each
CA2002	Upper Elevator	40¾ x 79	\$2.98
CA2003	Lower Elevator	48¾ x 82	3.10
CA2008	6-Foot Platform	42¾ x 134	4.15
CA2009	7-Foot Platform	42¾ x 158	4.80
CA2010	8-Foot Platform	42¾ x 182	5.50
CA2012	Upper Elevator	48¾ x 87	2.98
CA2022	Upper Elevator	42¾ x 88	2.98
CA2013	Lower Elevator	51¾ x 90	3.10
CA2023	Lower Elevator	48¾ x 90	3.10

To Fit Acme Binders

Mfrs. No.	Description	Size, Inches	Each
V571	Upper Elevator	44 x 99	\$3.75
V572	Lower Elevator	51¾ x 104½	4.00
V569	6-Foot Platform	41¾ x 134	5.40
V570	7-Foot Platform	41¾ x 158	6.20
V1116	8-Foot Platform	45 x 183	6.95
E1333A	Upper Elevator	42¾ x 96½	3.75
E1329A	Lower Elevator	49½ x 101	4.00
E1306	6-Foot Platform	44 x 137	5.30
E1307	7-Foot Platform	44 x 161	6.20
E1308	8-Foot Platform	44 x 185	6.95

Binder Canvas Slats

Smooth hardwood, .55 in. long, ¾-in. thick, ¾-in. wide. Sold only in bundles of 6 slats.

Postpaid when included in \$2.00 orders or more.

32H7102—Bundle of 6 slats, Wt. 1¼ lbs. 42c

Binder Canvas Slat Mender



For mending broken slats. The most effective and quickest method.

Postpaid when included in \$2.00 order or more.

32H7108—Wt., ½ lb. Per half doz. 18c

Steel Ribbon Grain Drill Tubes

Flat spring steel. About 18 in. long, 1 inch in diam. at small end and 1¼ inches in diam. at large end.

Postpaid when included in \$2.00 orders or more.

32H1670—Wt., 1½ lbs. Each. 19c

Rubber Grain Drill Tube

Will fit grain drills using tubes of the sizes listed below. Be sure to give size wanted. Wt., each, ½ lb.

Postpaid when included in \$2.00 orders or more.

32H1658—Each
15 x 17 1/8 x 17c 22x21 x 27 1/2c
18 x 1 1/2 x 20c 23x1 3/4 x 27c
18 x 1 1/2 x 22c 23x2 1/4 x 29c
18 x 1 1/2 x 25c 24x1 5/8 x 26c
20 x 1 1/2 x 22c 24x1 1/2 x 23c
22 x 1 1/2 x 23 1/2c 24x2 1/4 x 28 1/2c

Binder Canvas Web Strap and Buckle

For Conveyor Canvases. Set with one long and one short strap and visiting tight buckle. 1½-in. wide. Wt., ¾ lb. Postpaid when included in \$2 orders or more.

Harvester Strap Webbing

First quality 3-ply harvester strap webbing. 25-ft. rolls only. Postpaid when included in \$2.00 order or more.

32H1730—1½ in. width, Wt., 1½ lbs. Per roll 45c

32H1731—2 in. width, Wt., 1½ lbs. Per roll 80c

Drill Covering Chains

Fit all makes of drills. Ring in diam. Links and hooks made of Bessemer steel. Postpaid when included in \$2.00 orders or more.

32H1671—3 rings 2 links for single disc and shoe drills. Wt., 1½ lbs. Each 23c

32H1672—2 rings 3 links for double disc drills. Wt., 1½ lbs. Each 20c

Blank Grain Drill Points

To fit 8 Hoe and larger of any make drill. Polished and blued. Not drilled. Postpaid when included in \$2.00 orders or more.

32H458—Wt., 1½ lb. Each 14c

Adjustable Grain and Pea Harvester Guards

For Mowers, Grain Binders or Combines. Adjustable. Malleable iron. Picks up and saves fallen grain. Four guards generally used on 5-ft. machine, five on 6-ft., six on 7-ft. etc. Not Prepaid. Wt., 4 lbs.

32HC7057—For mowers, binders or combines with upright or vertical bolts. Wt., 4 lbs. Each. 56c

32HC7058—For combines or headers having horizontal bolts. Wt., 4 lbs. Each. 64c

Save on Freight!

Order at least 100 pounds—any shipment weighing less costs just as much for freight. **BUY MORE! SAVE MORE!**

Low Prices ON MOWER And BINDER PARTS

Smooth Mower Sections

Highest Quality Oil Tempered

When ordering sections, be sure to state size wanted and name of your machine. If in doubt, enclose a paper pattern of old section. Shows shape and location of rivet holes. To fit following makes:

Acme..... 3x3 1/2	Deere..... 3x3 1/2	Milwaukee..... 3x3 1/2
Bradley..... 3x3 1/2	Dain..... 3x3 1/2	Milwaukee..... 3x3 1/2
Buckeye..... 3x3 1/2	Emerson (Standard)..... 3x3 1/2	Minnesota..... 3x3 1/2
Buckeye..... 3x3 1/2	Independent..... 3x3 1/2	Adriance..... 3x3 1/2
Champion..... 3x3 1/2	Johnston..... 3x3 1/2	(Moline)..... 3x3 1/2
Champion..... 3x3 1/2	Massey Harris..... 3x3 1/2	Osborne..... 3x3 1/2
Crown or Thomas..... 3x3 1/2	Massey Harris..... 3x3 1/2	Osborne..... 3x3 1/2
Deering..... 3x3 1/2	McCormick..... 3x3 1/2	Osborne..... 3x3 1/2
	McCormick..... 3x3 1/2	Wood..... 3x3 1/2

32H7100—Box of 20, complete with rivets. Wt., 3 1/2 pounds. Postpaid when included in \$2.00 orders or more. **89c**

Rough Binder Sections

Be sure to state size wanted and name of machine.

Acme..... 3 x 2 1/2	Massey Harris..... 3 x 2 1/2
Adriance (Moline)..... 3 x 2 1/2	McCormick..... 3 x 2 1/2
Champion..... 3 x 2 1/2	Milwaukee..... 3 x 2 1/2
Champion..... 3 x 2 1/2	Milwaukee..... 3 x 2 1/2
Deere..... 3 x 2 1/2	Osborne..... 3 x 2 1/2
Deere-Dain..... 3 x 2 1/2	Osborne..... 3 x 2 1/2
Deering..... 3 x 2 1/2	Osborne..... 3 x 2 1/2
Independent..... 3 x 2 1/2	Osborne..... 3 x 2 1/2
Johnston..... 3 x 2 1/2	Osborne..... 3 x 2 1/2
	Plano..... 3 x 2 1/2

32H7101—Box of 20, complete with rivets. Wt., 2 1/2 pounds. Postpaid when included in \$2.00 orders or more. **90c**

Guards and Guard Plates

Guard Plates Highest Quality Oil Tempered

To fit following makes:

Acme..... T2	Deere..... Z439	Johnston..... 1811
Acme..... T2B	Deere or Dain..... Z468	Massey Harris..... M803
Adriance (Moline)..... 308 D	Deering..... D442	McCormick..... M462
Adriance (Moline)..... 308E	Deering..... D698	McCormick..... HA495
Bradley..... D698	Deering..... F12	McCormick..... HA495
Buckeye..... 775	Deering..... 286	McCormick..... MA989 or MD989
Champion..... A811	Emerson (Standard)..... PK5	Milwaukee..... K280
Champion..... A881 or AA881	Emerson or H or S or M504	Osborne..... K514
Crown or Thomas..... 03	(Standard)..... MS27	Osborne..... K790
Crown or Thomas..... CM334	Emerson..... M595	Plano..... J110
Deere..... Z5	Independent..... M52	Plano..... J136
	Independent..... M66	Wood..... A

32H7103—Box of 20 Guard Plates, complete with rivets. Wt., 2 lbs. Tell us number and letters on your old guard. Postpaid when included in \$2.00 orders or more. **74c**

32H7104—Guard with plate attached. Tell us number and letters on your old guard. Each, wt., 1 1/2 lbs. Postpaid when included in \$2.00 orders or more. **24c**

Knife Heads

When ordering be sure to tell us marks and numbers on old head.

Acme..... T6X	Deere or Dain..... Z45	McCormick..... B756
Adriance (Moline)..... 557F	Deering..... H877	Milwaukee..... PG6
Bradley..... D463	Deering..... F123	Minnesota..... M129
Buckeye..... 864	Deering..... D463	Minnesota..... M135
Champion..... A870	Deering..... D920	Standard..... M203
Champion..... A415	Deering..... DA920 (Emerson)..... M203	Standard..... M510
Champion..... A870	Johnston..... 919	Standard..... M510
Champion..... A5792	Johnston..... 2211	Wood..... 1810
Crown or Thomas..... 6	McCormick..... M139	Wood..... 1680
	McCormick..... MA139	Wood..... 2862

Postpaid when included in \$2.00 orders or more. **49c**

32H7109A—Steel Knife Heads. Deering F123, DA920, McCormick MA139, Champion A5792. Buckeye 864, Massey Harris M1708. Wt., 2 lbs. **49c**

32H7109B—All others. Wt., 2 lbs. **37c**

Mower Pitmans

When ordering, state marks of mower, also marks on pitman box and length of pitman wood. To fit the following makes:

Length Wood, inches	Length Wood, inches
Acme M624A..... 30 1/2	Deering D2907..... 32 1/2
Adriance 3032H..... 34 1/2	Emerson Z397..... 31
Bradley 2453E..... 38	McCormick M392..... 35 1/2
Bradley 375PA18..... 34 1/2	Milwaukee BV290..... 35
Crown 1069..... 31 1/2	Osborne 19439 1/2..... 32
Dain Z5076..... 34	Wood 8965..... 29 1/2
Deere Z5374..... 36 1/2	

32H7115—Complete with straps and bolts but no boxings. Wt., 5 1/2 lbs. Postpaid when included in \$2.00 orders or more. **\$1.40**

Pitman Boxes

To Fit Following Makes: State name of machine and letters and numbers on old box. Postpaid when included in \$2 orders or more.

32H7114 —Each, wt., 1 1/2 lbs. 46c	D608—Deering Plain.....
575B —Acme Hline..... 62c	D711—Deering Plain.....
5108A —Bradley Plain..... 60c	G191—Deering Hard Oiler.....
375PA17 —Bradley Alemit..... 72c	M517—Emerson Hard Oiler.....
Z513 —Deere or Dain Hard Oiler..... 54c	M800 1/2—Massey Harris Hard Oiler.....
	M317—McCormick Plain.....
	MD317—McCormick Hard Oiler.....
	KA1158—Osborne.....

Wearing Plates

State name of mower and number of old wearing plate.

Acme..... M213A	McCormick..... MA468
Adriance..... 3094A	Massey Harris..... M2277
Bradley..... D1038	Milwaukee..... PK156
Champion..... H282	Minnesota..... M1120
Champion..... A5858	Osborne..... 7122
Deere Dain..... Z5064	Wood..... K3139
Deering..... D3012	Wood..... 9575
Johnston..... 1813	

32H7125—Each, wt., 1/2 lb. Postpaid when included in \$2.00 orders or more. **9c**

Rivet Assortment

Assorted rivets for sections, knife heads, guard plates, and pitman straps for any mower. Postpaid when included in \$2.00 orders or more.

32H7129 1 Pound box. **18c**

NOTICE

Read Before Ordering

Do not fail to give correct and necessary information when ordering mower and binder parts. All parts are guaranteed to fit perfectly if correct marks and sizes are given when ordering. We cannot and do not furnish parts other than listed on this page.

High-Grade Mower Knives

—to Fit Leading Makes

When ordering mower knives be sure to tell us the name of machine, length of knife; also figures or letters on the old knife head.

Knives are guaranteed to fit and function perfectly if the instructions are carefully followed in ordering. Made of best quality materials.

Average weight—4 1/2-foot, 9 pounds; 5-foot, 10 pounds; 6-foot, 12 pounds.

Prices on mower knives are Not Prepaid. If wanted by Parcel Post add 24c for postage on 4 1/2-foot knife; 26c on 5-foot; or 30c on 6-foot size.

Mower Knives Complete With Smooth Sections

Name of Mower to Fit	Marks on Head	4 1/2-Foot		5-Foot		6-Foot	
		Not Prepaid	Prepaid	Not Prepaid	Prepaid	Not Prepaid	Prepaid
Acme.....	T6X	\$1.80	\$1.90	\$2.05	\$2.15	\$2.30	\$2.40
Adriance Moline.....	557F	1.80	1.90	2.05	2.15	2.30	2.40
Bradley.....	D463	1.80	1.90	2.05	2.15	2.30	2.40
Buckeye.....	864	1.80	1.90	2.05	2.15	2.30	2.40
Champion.....	A870	1.80	1.90	2.05	2.15	2.30	2.40
Champion.....	A415	1.80	1.90	2.05	2.15	2.30	2.40
Champion.....	A5792	1.80	1.90	2.05	2.15	2.30	2.40
Crown-Thomas.....	Z502	1.80	1.90	2.05	2.15	2.30	2.40
Deere.....	Z45	1.80	1.90	2.05	2.15	2.30	2.40
Deere or Dain.....	F123	1.80	1.90	2.05	2.15	2.30	2.40
Deering.....	D463	1.80	1.90	2.05	2.15	2.30	2.40
Deering.....	D920	1.80	1.90	2.05	2.15	2.30	2.40
Deering.....	DA920	1.80	1.90	2.05	2.15	2.30	2.40
Deering (Std).....	M203	1.80	1.90	2.05	2.15	2.30	2.40
Johnston.....	919	1.80	1.90	2.05	2.15	2.30	2.40
Johnston.....	2211	1.80	1.90	2.05	2.15	2.30	2.40
Massey Harris.....	M1708	1.80	1.90	2.05	2.15	2.30	2.40
Massey Harris.....	M902	1.80	1.90	2.05	2.15	2.30	2.40
Massey Harris.....	M802	1.80	1.90	2.05	2.15	2.30	2.40
Massey Harris.....	M139	1.80	1.90	2.05	2.15	2.30	2.40
McCormick.....	MA139	1.80	1.90	2.05	2.15	2.30	2.40
Milwaukee.....	A184	1.80	1.90	2.05	2.15	2.30	2.40
Milwaukee.....	PG6	1.80	1.90	2.05	2.15	2.30	2.40
Osborne.....	K520	1.80	1.90	2.05	2.15	2.30	2.40
Osborne.....	K774	1.80	1.90	2.05	2.15	2.30	2.40
Osborne.....	194	1.80	1.90	2.05	2.15	2.30	2.40
Plano.....	J429	1.80	1.90	2.05	2.15	2.30	2.40

Binder Sickles Complete With Rough Sections

Be sure to tell us the name of machine, length of knife, also tell us the figures or letters on the old knife head. Average weight—6-foot sickle, 9 pounds; 7-foot, 10 pounds; 8-foot, 11 pounds.

To fit following makes:

Name of Binder to Fit	Marks on Head	6-Foot		7-Foot		8-Foot	
		Not Prepaid	Prepaid	Not Prepaid	Prepaid	Not Prepaid	Prepaid
Acme.....	V40	\$2.10	\$2.35	\$2.50	\$2.75	\$2.90	\$3.15
Champion.....	1852	2.10	2.35	2.50	2.75	2.90	3.15
Deere.....	HZ493	2.10	2.35	2.50	2.75	2.90	3.15
Osborne.....	CA693	2.10	2.35	2.50	2.75	2.90	3.15
Osborne.....	C533	2.10	2.35	2.50	2.75	2.90	3.15
McCormick.....	B756	2.10	2.35	2.50	2.75	2.90	3.15
Adriance Moline.....	JA102	2.10	2.35	2.50	2.75	2.90	3.15
Deering.....	H877	2.10	2.35	2.50	2.75	2.90	3.15

Prices on Binder Sickles are Not Prepaid. If wanted by Parcel Post add 24c for postage on 6-foot sickle; 26c on 7-foot sickle. 8-foot size is not available.

Mower Knife Clips

State name of mower and number of old part.

T4 Acme	M1000 McCormick
9174A Bradley	Deering
Z6060 Deere	MD1000 McCormick
Z6 Deere Dain	Deering
Z5628 Deere Dain	MF1000 McCormick
D927 Deering	Deering
E460 Deering	M463 McCormick
E461 Deering	Deering
F94 Deering	K665 Osborne
M579 Emerson	
H496 McCormick	

32H7119—Each, wt., 1/2 lb. Postpaid when included in \$2.00 orders or more. **8c**

Guard Bolts to Fit

To fit guards. State name and number of guard. Ten long and ten short bolts. Bolts can be furnished to be used with any of the guards shown above at left. Postpaid when included in \$2.00 orders or more. **32H7110**—Box of 20. Wt., 1 1/2 lbs. **48c**

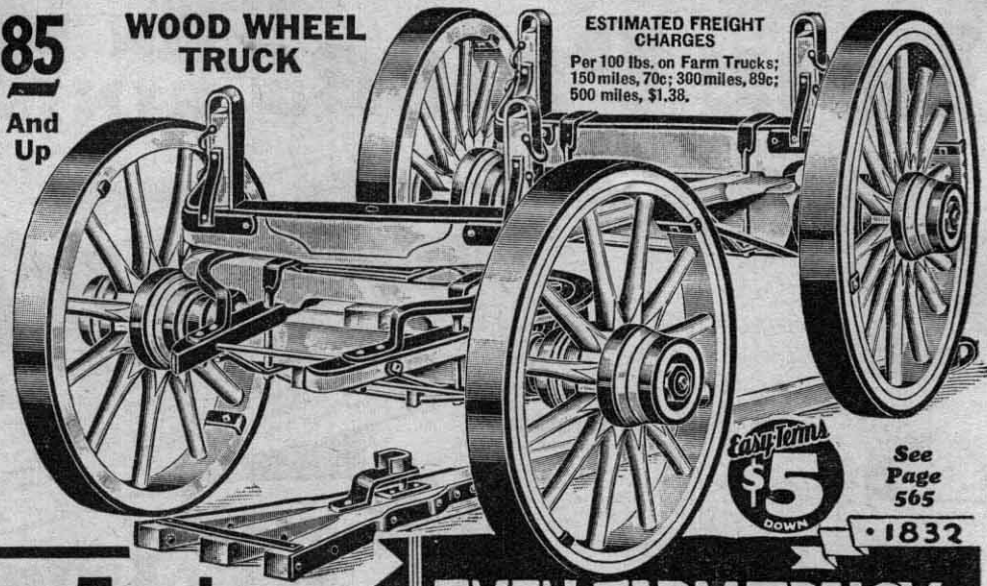
REDUCED TO

\$53⁸⁵ And Up

WOOD WHEEL TRUCK

ESTIMATED FREIGHT CHARGES

Per 100 lbs. on Farm Trucks; 150 miles, 70c; 300 miles, 89c; 500 miles, \$1.38.



Easy Terms \$5 DOWN

See Page 565

1832

WE HAVE not found, AT ANY PRICE, a better wood gear farm truck than our CHAMPION. Thousands of CHAMPION trucks are in use and owners everywhere say that the CHAMPION is the peer in farm truck value.

The CHAMPION stands the gaff of hardest service. Its stronger construction means longer life. Regardless of any trade-marks or claims, you cannot buy a better wood gear farm truck than the CHAMPION.

CHAMPION Farm Trucks

SEARS place no load limit on this remarkable truck. It is guaranteed to carry any farm load. Check the specifications, compare point for point, you will see that the CHAMPION has every quality feature of the highest priced wagon gears and our extremely low centennial prices give you a substantial saving.

Guaranteed to Carry ANY Farm Load

GEARS Selected seasoned hardwood. Heavy angle-steel round hound. Both front and rear hounds clipped to axle, thoroughly braced. Reach, full size, 9/2 feet long. Heavy steel reach plate.

AXLES Heavy selected hickory, 3 1/2 x 4 1/2 inches. Heavier than the usual truck axle. Strong truss rods give added strength.

SKEINS Standard cast iron, 3/4 x 10 in. Large 4 1/2-inch bell for maximum strength. Skeins set in red lead by hydraulic pressure.

BOLSTERS Select oak or maple, extra large to match large axle; have steel top plates with steel end bands. Non-tipping circle irons over sandboard. Standard track measures 38 inches between bolster stakes; wide track 42 inches.

Shipped from factory in ILLINOIS, WISCONSIN or INDIANA. Not Prepaid.

Champion Farm Trucks With Wood Wheels

Size of Wheels		Standard Track 4 Feet 8 Inches Between Wheel Centers			Wide Track 5 Feet Between Wheel Centers		
Front	Rear	Catalog Number	Wt., Lbs.	Price	Catalog Number	Wt., Lbs.	Price
36-inch	40-inch	32HM1763A 1/2	785	\$53.85	32HM1763B 1/2	795	\$55.85
35-inch	42-inch	32HM1764A 1/2	795	54.50	32HM1764B 1/2	805	56.50
40-inch	44-inch	32HM1765A 1/2	810	56.00	32HM1765B 1/2	820	58.00

Champion Farm Trucks With Steel Wheels


28-inch	32-inch	32HM1801A 1/2	585	\$38.90	32HM1801B 1/2	595	\$40.90
28-inch	34-inch	32HM1835A 1/2	595	41.75	32HM1835B 1/2	605	41.75
30-inch	36-inch	32HM1836A 1/2	605	41.75	32HM1836B 1/2	615	43.00

Extras for Farm Trucks. Not Prepaid.

32HC1802 1/2	Set Doubletrees and Neckyoke. Weight, 34 lbs.	\$3.90
32HC1819	Stay chains and hooks. Weight, 5 lbs.	1.25
32HM1803 1/2	Brakes with box attachment. Weight, 75 lbs.	7.50
32HM1804 1/2	Brakes without box attachment. Weight, 65 lbs.	5.50

EVEN FARM TRUCK

for BRADLEY



\$38⁹⁰ And Up


Steel Wheel Truck

CHAMPION FEATURES

- 1 Extra-heavy Hickory 3 1/2 x 4 1/2-inch Axles. Strongly trussed.
- 2 Eight Strong hound braces. Four on front, four on rear gear.
- 3 Skeins have extra-large 4 1/2-inch bells.
- 4 Full-Clipped Gears.
- 5 Heavy angle-steel Round Hound.
- 6 Steel, Non-tipping Circle Irons. 3 x 1/2-inch steel tires on wood wheels; 4 x 3/8-inch tires on steel wheels.
- 7 Ironed Bolsters and Stakes.




3/4 x 10-inch skein with extra-large 4 1/2-inch bell which takes most of axle. No breakage at this point. Skeins set in red lead under hydraulic pressure.



Notice extra hound braces, clipped gears and trussed axle. No truck has more or stronger braces than the CHAMPION—the leader of all farm trucks.

Highest Quality Two Panel Wagon Box




Reduced to \$24⁵⁰ And Up

—Grain tight. Flax tight.
—Two panel sides of seasoned wood.
—Flooring selected 4-inch tongue and grooved.
—Seven oak cross sills with steel braces.
—Steel plates on sides and bottom for bolster wear.
Complete with Comstock quick opening endgate, angle iron grain cleats between panels, spreader chains, foot board and cast iron rub irons. All sizes 10 1/2 feet long. Shipped from factory near Chicago, Ill. Not Prepaid.

Catalog Number	Description	Depth Inches	Width Inches	Wt., Lbs.	Price
32HM1896 1/2	Wagon Box..	26	38	375	\$24.50
32HM1897 1/2	Wagon Box..	26	42	390	26.50
32HM1898 1/2	Wagon Box..	28	38	385	26.55
32HM1899 1/2	Wagon Box..	28	42	400	28.55
32HM1900 1/2	Tip Top Box..	10	..	75	7.65
32HM1901 1/2	Tip Top Box..	12	..	80	8.85
32HM1902 1/2	Spring Seat..	35	4.85

See Page 565 for Easy Terms

Standard Two Panel Wagon Box



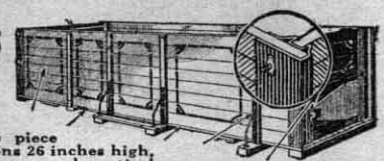
Reduced to \$21³⁵ And Up

—Bottom of seasoned flooring tongued, grooved and strongly braced.
—Top, sides and ends well ironed.
—Outside cleats, hardwood securely riveted to frame.
—Reinforced bolsters.
—Angle iron grain cleats.
—All sizes 10 1/2 feet long.
Complete with Comstock hinged endgate, grain cleats, spreader chain, side box fasteners and rub irons. Shipped from factory near CHICAGO, ILL., or in southern INDIANA. Not Prepaid.

Catalog Number	Description	Depth Inches	Width Inches	Wt., Lbs.	Price
32HM1805 1/2	Wagon Box..	26	38	350	\$21.35
32HM1809 1/2	Wagon Box..	26	42	365	23.35
32HM1810 1/2	Wagon Box..	28	38	360	23.30
32HM1811 1/2	Wagon Box..	28	42	375	25.30
32HM1806 1/2	Tip Top Box..	10	..	75	7.65
32HM1812 1/2	Tip Top Box..	12	..	80	8.85
32HM1807 1/2	Spring Seat..	35	4.85

New Single Panel Wagon Box

\$19⁷⁵




—Solid one piece side sections 26 inches high, made of seasoned vertical grain 4-inch fir lumber tongued and grooved. Grain tight and rigid.
—Creosoted bottom for longer wear, made of 4-inch fir lumber. Six heavy oak cross sills.
—Steel brace bolted through each cross sill on each side.
—Beveled strap iron strip on top of side boards and endgates.
—Metal side board ends insure rigidity and hold endgates better.
—Comstock type endgate.

Sears offer this new type grain tight box at a bargain price. Here you have all the features of higher priced boxes except that it cannot be used as a lower than 26-inch high box. Equipped with steel rub irons anti-spreader chains and three step braces on each side. Double bottom where bolsters wear. Box 10 1/2 feet long, 38 inches wide. Shipped from Iowa factory. Not Prepaid.

32HM8595 1/2—Wagon Box 26 inches high. Weight, 320 lbs. **\$19.75**

32HM8596 1/2—Tip Top Box 13 inches high. Weight, 65 lbs. **\$5.90**




Save \$5 DOWN
See Page 565

REDUCED TO \$35⁸⁵ CASH And Up

ESTIMATED FREIGHT CHARGES
Per 100 lbs. on Farm Trucks;
150 miles, 70c; 300 miles, 89c;
500 miles, \$1.38.

1932


PRICES REDUCED!
CENTENNIAL



\$49⁴⁵ And Up
WOOD WHEEL TRUCK

CHALLENGER FEATURES

- ① Channel Steel Bolsters.
- ② Channel Steel Sandboard.
- ③ Trussed Axles.
- ④ Built low down. Easy running—easy loading.



Notice the strongly-trussed axles. Features rarely found on any but most expensive trucks. Also channel steel bolsters and steel stakes; heavy skeins with large bells.



Steel sandboard; trussed front axle; heavy angle-steel round hound. Extra-large surface under front bolster distributes weight of load evenly. Quality and strength in every part.

CHALLENGER Farm Trucks

A Great Farm Truck Value

GEARS Selected hardwood, thoroughly seasoned. *Rear hounds* clipped to axle; well braced. *Reach*, full 9½ feet long. Built low-down for easy loading.
AXLES Strong, heavy select hickory, 3¼x4¼ inches. *Strongly trussed and braced for hardest service.*
SKEINS Standard 3¼x10-inch cast skeins.
BOLSTERS Channel steel, front and rear, also sandboard of channel steel, with large surface under front bolster to distribute load evenly. Two anti-tipping circle irons over sandboard. Bolster stakes of steel. Standard track measures 38 inches and 42 inches between stakes.

WHEELS Wood wheels are extra strong, made of selected hardwood with 3x¾-inch steel tires securely set on oak rims. Steel wheels, full forged, have 4x¾-inch wide, grooved steel tires.
PAINTING Entire gear is nicely painted and finished with a coat of long-wearing agricultural varnish.
CAPACITY Guaranteed to carry ANY Farm Load. Standard oak drop tongue furnished regular. Can furnish stiff or coach tongue for \$3.75 extra. For doubletrees and neckyoke, also other attachments see opposite page. *Shipped from factory in Central Illinois. Not Prepaid.*

Guaranteed to Carry ANY Farm Load

In design and sturdy construction, the CHALLENGER equals the highest priced trucks of many other makes and at our low price is a value you cannot obtain elsewhere. The CHALLENGER must not be compared with ordinary standard or medium grade trucks offered by others. Read over the specifications. Note the new outstanding quality features. Both front and rear bolsters, as well as sand-

board, are made of channel steel in place of wood. Sandboard has extra large surface under front bolster distributing weight of load evenly. Axles are trussed to make the CHALLENGER equal to any farm load. Furnished with either wood or steel wheels in a combination of wheel sizes to suit every requirement. The CHALLENGER is guaranteed to give years of dependable service.

Challenger Farm Trucks With Steel Wheels

Size of Wheels		Standard Track—4 ft. 8 in. between wheel centers			Wide Track—5 ft. between wheel centers		
Front	Rear	Catalog Number	Weight	Price	Catalog Number	Weight	Price
28 in.	32 in.	32HM8535A½	550 Lbs.	\$35.85	32HM8535B½	560 Lbs.	\$37.85
28 in.	34 in.	32HM8536A½	565 Lbs.	36.50	32HM8536B½	575 Lbs.	38.50
30 in.	36 in.	32HM8537A½	590 Lbs.	37.60	32HM8537B½	600 Lbs.	39.60

Challenger Farm Trucks With Wood Wheels

36 in.	40 in.	32HM8539A½	700 Lbs.	\$49.45	32HM8539B½	710 Lbs.	\$51.45
36 in.	42 in.	32HM8540A½	710 Lbs.	49.90	32HM8540B½	720 Lbs.	51.90
40 in.	44 in.	32HM8541A½	740 Lbs.	51.50	32HM8541B½	750 Lbs.	53.50

ALL-STEEL AUTOMATIC Gravity Dump Body

Conforms With Road Builders' and Contractors' Requirements—Our Price Represents Big Saving

- 1 yard Capacity.
- Operates on changing pivot, fulcrum principle.
- Box of heavy No. 10 blue annealed sheet steel.
- Heavy structural steel understructure.
- No castings.

Hot riveting and electric welding used throughout to give it great strength. Shock absorbing springs eliminate undue shock and strain and make dumping action steady and even. Automatic tail gate hinged 4 inches above body automatically opens when load is dumped and locks on its return to normal position. Allows material to clear quickly. Accidental release is impossible.


Bodies are about 72 inches long and 45 inches wide. Have one yard capacity and can be increased to one and a half yards by adding side board. Ends of body are built higher to make this possible.

Regularly equipped with cab control which consists of lever fastened securely to floorboard of cab. A pull on lever trips body and stiff arm holds it in dumped position. Another pull on lever trips arm and allows body to return to riding position. If outside control is wanted instead of regular control deduct \$2.00.

Model A fits Ford AA or TT, also other short chassis. Model B fits Chevrolet. When ordering be sure to give name and model of truck and year made. Shipped from Indiana factory. Not Prepaid.

32HM1822¼—Model A to fit Ford AA or TT. Weight, 795 lbs. **\$66.95**
32HM1823¼—Model B to fit Chevrolet. Weight, 900 lbs. **\$84.50**

Reduced to **\$66⁹⁵ CASH** And Up




Furnished regular with cab control. Deduct \$2.00 if wanted with outside lever control.

Shows Body in Dumping Position

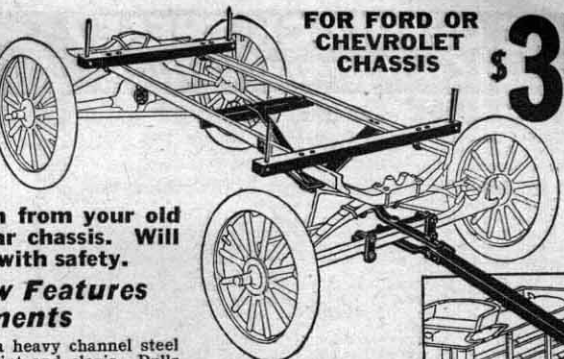


Automatic gravity dump with shock absorbing springs. Operates on fulcrum principle. Automatic Endgate hinged 4 inches above body allows material to clear quickly. Compact design and strong construction.

EASY AS PIE
LOW AS \$6 DOWN
See Page 565




BULLDOG TRAILER AND TEAM HITCH



FOR FORD OR CHEVROLET CHASSIS \$3¹⁰ And Up

Heavy Duty Hitch



\$4⁹⁵ And Up

All Steel and Malleable. Designed to meet the demand for a hitch for big car and truck chassis. Will also fit Ford and Chevrolet. Not Prepaid.

32HC8493—Heavy Duty Hitch for Chassis except Ford. Weight, 35 lbs. **\$4.95**

If by mail, add 76c Postage
32HC8494—Steel Draw-bar for Model A or T Ford. (Includes Radius Rod Supports—specify whether for use with Model A or T Ford). Wt., 46 lbs. **\$6.25**

If by mail, add 98c Postage only for Heavy Duty Hitch. Wt., 15 lbs. **1.85**

If by mail, add 36c Postage
32HC8495—Heavy Duty Guiding Mechanism only with clevis for attaching wood draw bar as tongue. Weight, 21 lbs. **\$3.10**

If by mail, add 48c Postage
By ordering **32HC8495** 1/2, **32HC8494** 1/2 and **32HC8487** 1/2 a combined heavy duty trailer and wagon hitch for team may be secured.

Fittings for Two-Wheel Trailer

Fittings enable anyone to make a two-wheel trailer in a short time. Ford rear running gears are available at extremely low cost. Bodies of various heights, styles and lengths may be mounted on trailer. We furnish 12 or 22-inch torque tube extension and two strong brackets. Complete directions are furnished. Not Prepaid.

32HC8497—Fittings to convert Model "T" Ford, rear running gears into two-wheel trailer, with 12-inch torque tube extension. Weight, 20 lbs. **\$3.35**

If by mail, add 46c Postage
32HC8498—Fittings to convert Model "T" Ford, rear running gears into two-wheel trailer, with 22-inch torque tube extension. Weight, 22 lbs. **\$3.65**

If by mail, add 50c Postage

Make a Trailer or Wagon from your old Ford, Chevrolet or other car chassis. Will handle a ton and one-half with safety.

Note the Many New Features and Improvements

Now all steel—no castings. Extra heavy channel steel draw bar reinforced at universal joint and clevis. Pulls from back of axle with heavy steel bar. Grease cup for lubrication. Steel universal block. Heavy long flexible clevis which prevents binding on short turns. Spring holds king bolt in place for safety and ease of coupling or detaching from pulling car. Trailer is guided by strong steel bar fastened to tie rod with two U-bolts which cannot slip.

Trailers equipped with Bulldog Fittings, when installed, according to our simple directions, positively will not sway, zigzag or cut corners. The front wheels of the trailer follow in the tracks of the front wheels of the pulling car, insuring safety in driving.

Our **32HC8486** 1/2 and **32HC8484** 1/2 trailer hitches for Model A and T Ford Chassis come equipped with heavy steel supports to hold up front wish bone and rear radius rods and cap to cover opening in differential housing. Standard wagon box fits without changing the chassis. Shipped from Chicago, Ill. or factory in Iowa. Not Prepaid.

Trailer and Team Hitches

32HC8485 1/2—Trailer Hitch only, for Chevrolet, Model T Fords, and other similar chassis (does not include radius rod supports to hold up front wish bone and rear radius rods on Fords). These supports are needed on Fords without engine pan. Not Prepaid. Weight, 22 lbs. **\$3.10**

If by mail, add 50c Postage
32HC8486 1/2—Trailer Hitch for Model T Ford Chassis (includes housing plate and radius rod supports to hold up front wish bone and rear radius rods when pan is removed). Weight, 33 lbs. **\$4.25**

If by mail, add 72c Postage
32HC8484 1/2—Trailer Hitch for Model A Ford Chassis (includes housing plate and radius rod supports to hold up front wish bone and rear radius rods when pan is removed). Weight, 33 lbs. **\$4.70**

If by mail, add 72c Postage
32HC8491 1/2—Bolsters, wood—38-inch of 1/2-inch between steel stakes, steel covered ends, with clamps. State width. Weight, 28 lbs. **\$2.55**

Per pair, **\$2.55**
If by mail, add 62c Postage
32HC8487 1/2—Team extension for trailer hitch to make a combined trailer

and wagon for team. Consists of 12-foot wood tongue with pole-cap and hammer strap. Not available. Weight, 26 lbs. **\$3.10**

Couplers
It is extremely important that all trailers be securely fastened to pulling car. Do not depend on make-shift or home-made couplers, as they may cause serious accidents.


32HC8488 1/2—Universal Coupler to connect Hitch to Cars equipped with spaced bumpers or bumperettes with malleable clamps, detachable—can be put on or off in a moment's time. Weight, 11 lbs. **\$2.10**

If by mail, add 28c Postage
32HC8489 1/2—Special Coupler to connect hitch to Model A Ford (with malleable clamps, detachable—can be put on or off in a moment's time. Weight, 11 lbs. **\$1.15**


If by mail, add 28c Postage
32HC8492 1/2—Special Coupler to connect hitch to cars with the new one-piece bumpers or bumperettes. Weight, 16 lbs. **\$2.10**

If by mail, add 38c Postage
32HC8490 1/2—Coupler to connect hitch to Model T Ford. Weight, 10 lbs. **\$1.15**

If by mail, add 26c Postage




Makes a high-speed roller bearing farm wagon or trailer. Springs and rubber tires mean longer life to box and bottom.



Illustrates **32HC8488** 1/2—Special Coupler to connect hitch to cars having spaced bumpers or bumperettes. Easy to attach. Strengthens bumperettes and protects spare tire.

One-Horse Farm Trucks



\$31⁵⁰ And Up

—For one horse hauling jobs.
—Easy loading.
—Light draft.
Let it handle your lighter jobs. You'll find few one-horse trucks to equal this in long-lived service.
Capacity—3,000 pounds. Axles—4 1/2 x 3 1/2 inches, select hardwood; steel plate on top of front axle and under bolster. Skains—3/4 x 9 inches. Reach—9 1/2-foot hard-

wood. Bolsters—hardwood; measure 38 inches between stakes. Bolster Stakes—steel. Standard Track—4 feet 8 inches between wheel centers. Steel wheels are full forged with 3 3/4-inch grooved tires. Wood wheels of selected hardwood have 3 3/4-inch steel tires. Price includes shafts. If desired, will furnish Pole for use with 2 horses instead of shafts at same price. Shipped from factory near Chicago. Not Prepaid.

32HM8584 1/2—Extra pole for use with 2 horses. **\$5.25**

Weight, 55 lbs. **32HM8585**—Extra pair of shafts. **\$5.25**

Weight, 35 lbs. **32HM8586** 1/2—14-inch deep box for one horse truck. Weight, 275 lbs. **\$19.85**

Wood Wheel One-Horse Truck
36 inch | 42 inch | **32HM8582** 1/2 | 590 lbs. | **\$44.95**

Chain for David Bradley Planters and Manure Spreaders



32H7128—Be sure to give name and model of machine, also size and number of links wanted. Wt., per dozen links No. 25—4 1/2 lb., No. 32—4 1/2 lb., No. 62—1 1/2 lb. Postpaid if included in \$2. orders.

	Complete Chain	Per Doz. Links		Complete Chain	Per Doz. Links
Drill Chain for No. 16 Corn Planter, 67 Links, No. 32	\$0.94	18c	Fertilizer Drive Chain for No. 1 Planter, 30-Inch Wheels, 52 Links, No. 32	\$0.74	18c
Fertilizer Drive Chain for No. 16 Corn Planter, 48 Links, No. 32	.68	18c	Fertilizer Drive Chain for No. 1 Planter, 38-Inch Wheels, 62 Links, No. 32	.86	18c
Drill Chain for No. 1 Corn Planter, 30-Inch Wheels, 68 Links, No. 32	.96	18c	Drive Chain for No. 2-1 Horse Corn Drill, 69 Links, No. 25	.76	15c
Drill Chain for No. 1 Corn Planter, 38-Inch Wheels, 78 Links, No. 32	1.10	18c	Drive Chain for Two Row Lister, 95 Links, No. 25	1.05	15c
			Drive Chain for Auto Steer Manure Spreader, 42 Links, No. 62	1.40	43c

1832-1932 PRICES SHARPLY CUT for BRADLEY CENTENNIAL

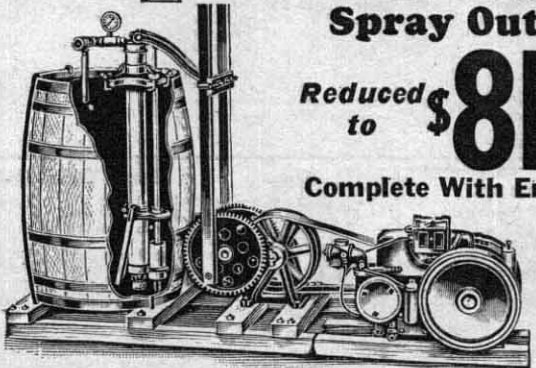
Easy Terms \$5 DOWN

See Page 565

Barrel and Pump Jack Power Spray Outfit

Reduced to \$81²⁵

Complete With Engine



Easy Terms \$8 DOWN See Page 565

- Delivers 1 1/2 to 4 gallons per minute.
- 150 to 200 lbs. pressure.
- Handles 1 or 2 nozzles.
- Seamless brass, 2 1/2-inch cylinder, 3-inch air chamber.
- Bronze ball valves and removable valve seats.
- Twin paddle agitator.
- Hardwood barrel—50-gal. capacity.

A high grade, sturdy and compact outfit capable of a lot of service in large gardens and small orchards. Capacity and pressure depend on speed and whether one or two nozzles are used. Removable bronze gauze covered strainer. Pump rigidly mounted on heavy cover clamps and readily removable. Equipped with "T" twin hose connection 200 pound pressure gauge and adjustable relief valve.

Pump Jack is double geared with double connecting rods which relieve both Pump and Jack of side strain. Is back geared 5 to 1, adjustable for 5, 7 and 9-inch strokes. Tight and loose pulleys 11 inches in diameter, 2-inch face. Machine cast gears for smooth operation. Adjustable cross head. 50 gallon hardwood barrel, well hooped, varnished and mounted on skids. Skids shown under engine not furnished. Engine furnished is our 1 1/2 to 2 H.P. Economy. With the various adjust-

ments possible with Pump and Pump Jack and the adjustable speed and power of our engine, this complete spray rig is adaptable to a wide variety of work. Good quality 2-inch rubber drive belt included with complete outfit. Hose and nozzles extra.

Shipped from Chicago or from factory near Minneapolis, Minn. Not Prepaid.

32HM2630 1/2—Complete Rig as shown. 475 lbs. **\$81.25**

32HM2631 1/2—Without Engine or Belt. Weight, 250 lbs. **\$33.50**

Spray Hose and Nozzle Outfit
Outfit consists of 25 feet 1/2-inch high pressure spray hose with couplings, one angular disc nozzle with fine and coarse discs, one 4-foot galvanized steel extension and one cast brass shut off. **32HC2632** 1/2—Hose Outfit. Wt., 20 lbs. Not Prepaid. **\$3.75**

DON'T OVERLOOK THESE! Special Centennial Values!

VICTORY Grain Blower

The VICTORY is a high-quality grain blower elevator that under-sells the entire field by many dollars! It is the equal in capacity and performance of blowers selling for \$30 to \$50 higher elsewhere.

Elevates by Air—Cleans, Conditions in ONE Operation

The VICTORY keeps your farm abreast of the times. Modern harvesting methods—the combine, etc.—demand rapid handling of the grain. It often comes from the field insufficiently cured. The VICTORY not only does a high-speed job of elevating, but it cleans and aids in conditioning the shelled or threshed grain in one operation at the rate of 300 to 600 bushels per hour. Elevates grain up to 18 ft. with regular equipment. Will elevate up to 30 ft. by adding extra pipe.

Any 4-H.P. or larger motor or engine provides enough power for efficient operation. Increases in power mean corresponding increases in capacity and blowing height.

Rotor Unit—6-blade fan with cast steel fan spider. Perfectly balanced and mounted on 1 1/4-inch drive shaft which in turn is mounted on two TIMKEN BEARINGS. Heavy, cast brace bracket supports complete unit maintaining perfect alignment. Fan housing 10-gauge sheet steel.


Pulley—Standard, 6-inch diameter by 6-inch face. Can furnish 4 or 8-inch diameter pulley if desired. Blower must be operated at 1000 to 1500 R.P.M.

Hopper—Truck type, made of heavy galvanized steel, sturdily reinforced with rolled-in channel iron, well-braced. Sloping bottom with adjustable gate. Hopper easily removed and replaced. Dimensions—73 inches long; 25 in. wide; 23 inches, front height; capacity, 12 bushels. Low enough to receive grain directly from wagon or truck.

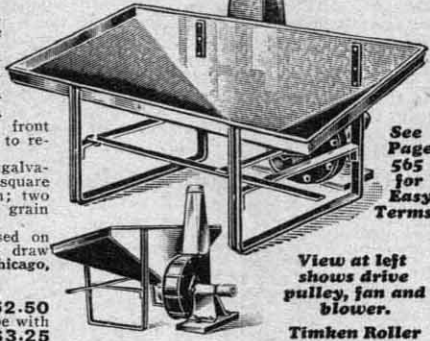
Blower Pipe—6-in. diameter 20-gauge galvanized steel. Regular equipment—one 26-in. square to round section; one 36-in. round section; two 72-in. round sections; one 90° elbow, and grain deflector.

Draw Clamps—No bolts or fittings used on pipe sections. Fitted with double-wedge draw clamps. Shipped from factory near Chicago, Ill. Not Prepaid.

- 32HM1525 1/4—Blower Complete, Wt. 340 lbs. \$52.50
- 32HC1526 1/4—Extra 36 in. lgth. pipe with clamp. Wt. 9 lbs. \$3.25
- 32HC1527 1/4—Extra 72 in. lgth. pipe with clamp. Wt. 16 lbs. \$4.75
- 32HC1528 1/4—Extra 90° elbow. Wt. 8 1/2 lbs. \$5.90
- 32HC1529 1/4—Extra 45° elbow. Wt. 5 lbs. \$4.50



\$52.50 CASH




View at left shows drive pulley, fan and blower.

Timken Roller Bearings are Regular Equipment

LARGE CAPACITY Small Power Requirement

FAMOUS
DAVID
BRADLEY

REDUCED TO
\$27.95
COMPLETE
WITH 8-INCH
BURRS



See Page 565



Cob Crusher and Feed Grinder

Spiral force feed crushes cobs and grain thoroughly before feed enters. Grinds ear corn and all small grain to any desired fineness. Grinder with 8-inch burrs grinds 10 to 25 bushels of ear corn per hour or 10 to 40 bushels per hour of other grains. Requires 4 H.P. or larger engine or motor and should be operated from 300 to 800 R.P.M. depending on horsepower used. Grinder with 10-inch burrs handles from 30 to 65 bushels per hour. Requires 7 H.P. or larger engine or motor and should be operated from 400 to 800 R.P.M. depending on H.P. used. Speed of Grinders should be based on about 75 to 85 R.P.M. per horsepower until maximum speed of 800 R.P.M. is reached. Large heavy steel hopper, with agitator. Lever regulates size of grinding. Heavy coil-spring pressure on burrs. 1 1/2-inch cold-rolled steel main shaft with end-thrust bearing. 12-inch pulley with 6-inch face. 8 or 12-inch pulleys furnished instead. State size of your engine pulley and speed.

Here's the best in feed grinder construction at a price that can't be approached by any other mill of similar capacity and power requirement.

Grinder With 8-Inch Burrs

Includes one set of coarse burrs for crushing or cracking ear and shelled corn for rough feed, and one set medium burrs for fine grinding of shelled corn and small grains. Shipped from BRADLEY, ILL. Not Prepaid.

- 32HM1693 1/4—Without Agitator, or third bearing and stand. Wt. 240 lbs. \$21.35
- 32HM1696 1/4—With Agitator, without third bearing and stand. Wt. 250 lbs. \$23.65
- 32HM1698 1/4—Complete with Agitator, third bearing and stand. Wt. 275 lbs. \$27.95
- 32HM1699 1/4—Sacking Elevator. Wt. 70 lbs. \$12.10
- 32HC1691 1/4—Extra Burrs (state coarse or medium) when ordered with mill. Wt. 7 lbs. Per pair \$1.25
- 32HC1692 1/4—Special Oat Burrs, when ordered with mill. Wt. 7 lbs. Per pair \$1.26

Grinder With 10-Inch Burrs

Includes One Set Coarse and One Set Fine Pattern Burrs. Shipped from warehouse in EASTERN IOWA. Not Prepaid.

- | | Wt. Lbs. | Price |
|---|----------|---------|
| 32HM1864 1/4—Without Agitator, or third bearing and stand. | 345 | \$26.95 |
| 32HM1868 1/4—With Agitator, without third bearing and stand. | 355 | 29.00 |
| 32HM1870 1/4—Complete, with third bearing and stand. | 380 | 32.80 |
| 32HC1869 1/4—Pair Extra Burrs (state coarse or fine) when ordered with mill. | 15 | 1.55 |
| 32HM1886 1/4—5-Foot Sacking Elevator. | 80 | 12.25 |
| 32HM1887 1/4—10-Foot Wagon Box Elevator. | 165 | 16.55 |

Sears Lime Stone Pulverizer

—Capacity, 10 to 12 tons per day with 1/2-inch spacers between screen bars. Capacity increases when larger spacers are used.

—Power Required, Farm Tractor gasoline engine or Electric Motor producing 8 to 12 H.P. on belt.

—Feed Opening, 4-inch x 8-inch. Takes rock this size or smaller.

—Will grind or crush any hard, dry non-metallic minerals, as well as many other substances, such as, Bone, Oyster Shells, Marl, etc.

—Grinds stone 3 inches down to dust according to size spacers used.

—Mountings, steel skids 16 1/2"x48 inches.

—Width overall 46 in. Height overall 34 in.


—Speed 1300 R.P.M. to 1400 R.P.M.

Also for producing concrete aggregate, road rock, driveway materials, etc., by proper spacing of the screen bars.

Sturdily constructed and readily accessible throughout. Operates like ordinary swing hammer mill saving power lost in friction by other type of crushers. Hammers are made of manganese steel and weigh 17 lbs. each. Hammer flanges pure cast electric steel—no danger of breaking. Bearings are oversize—of high grade babbit metal and are dust proof. Equipped regularly with 6-inch genuine Rockwood fibre pulley with 8-inch face. Tell us the make and model of power, also speed and diameter of your pulley you are to use and we will equip crusher with right size pulley for best results.

Shipped regular with standard 3/4-inch spacers, for production of finely ground agricultural lime. Can furnish extra sets of spacers in following sizes—7/8, 3/4, 1/2, 3/8, 1/4, 1/8, 3/16, 1/16, 3/32 or 3/64 inch. Shipped from factory in Tennessee. Not Prepaid.

- 32HM1635 1/4—Wt. 1,250 lbs. \$199.50
- 32HM1636 1/4—Extra spacers as stated above, per set. State size wanted. \$4.25



\$199.50

\$1750 Down

See Page 565

other type of crushers. Hammers are made of manganese steel and weigh 17 lbs. each. Hammer flanges pure cast electric steel—no danger of breaking. Bearings are oversize—of high grade babbit metal and are dust proof. Equipped regularly with 6-inch genuine Rockwood fibre pulley with 8-inch face. Tell us the make and model of power, also speed and diameter of your pulley you are to use and we will equip crusher with right size pulley for best results.

Shipped regular with standard 3/4-inch spacers, for production of finely ground agricultural lime. Can furnish extra sets of spacers in following sizes—7/8, 3/4, 1/2, 3/8, 1/4, 1/8, 3/16, 1/16, 3/32 or 3/64 inch. Shipped from factory in Tennessee. Not Prepaid.

- 32HM1635 1/4—Wt. 1,250 lbs. \$199.50
- 32HM1636 1/4—Extra spacers as stated above, per set. State size wanted. \$4.25

Estimated Freight Charges
Per 100 Lbs. On Grain Blowers, Crushers and Hammer Mills

150 miles	\$0.60
300 miles	.75
500 miles	1.18
750 miles	1.57

Stone Boat Heads
Make your own stone boat. Use any straight planking. Cast Iron Head, 29 in. wide. Wt., 70 lbs. Shipped from factory in EASTERN IOWA.
32HM2550 1/4 Not Prepaid. \$3.50

Hand Corn Sheller
Adjustable spring tension takes all size ears. Hoes butting and tipping attachment for removing imperfect grains at ends when shelling seed. Wt., 22 lbs.
32HC1404 1/4—Without cob guide. \$1.45
32HC1413 1/4—With cob guide. Not Prepaid. \$1.62




Hand Grist Mills

—Steel Alloy Burrs .
—Heavy Balance Wheel.
—Built of iron throughout except shaft which is steel.

Every farm home needs a Grist Mill. Grinds corn, small grain, roots, bark, rock salt, etc. Grinds coarse, medium or fine.

- 32HC6133 1/4—Size No. 1 1/2. Grinds 2 lbs. of corn in 5 minutes. Weight, 25 lbs. \$2.18
- Not Prepaid.
- 32HC6134 1/4—Size No. 2. Grinds about 4 lbs. in 5 minutes. Weight, 42 lbs. Not Prepaid. \$3.70
- 32HM6135 1/4—Size No. 3. Grinds about 6 lbs. in 5 minutes. Weight, 74 lbs. Not Prepaid. \$5.95

Extra Burrs
Postpaid when included in \$2.00 orders or more.
32HG140 1/4—For No. 1 1/2 size. Wt. 1 1/2 lbs. Pair. \$0.63
32HG141 1/4—For No. 2 size. Wt. 3 lbs. Pair. 1.00
32HG142 1/4—For No. 3 size. Wt. 6 1/2 lbs. Pair. 1.28



Square Frame, 2-Hole Corn Sheller

—Requires 1 H.P. Motor or Engine or can be operated by hand.
—Capacity; 350 to 450 bu. per hour.
—Shafting; cold rolled steel.
—Large, heavy balance wheel.
—Positive feed.
—Adjustable Rag irons and springs for any size ears.

\$26.95

This sturdy sheller is particularly adapted for general farm, warehouse or custom use. Cob carrier separates corn from cobs, drops cobs at a distance from rear frame—saving grain. Fan and cob-carrier clean and separate the corn perfectly. Large Feed Table. Furnished complete with fan, feed table, cob-carrier, crank and pulley. 8-inch diameter pulley with 4-inch face—should operate from 200 to 400 R.P.M. Shipped from factory near Chicago.
32HM1669 1/4—Weight, 230 pounds. \$26.95

All Steel Corn Sheller



Permanent alignment of working parts insures easy running and clean shelling. Rapid feed type. Adjustable for all size ears. Heavy angle steel frame. Heavy balance wheel, strong fan basket. Cap. 10 to 20 bu. per hr. Shipped from BRADLEY, ILL. Not Prepaid.


- 32HM1406 1/4 \$10.20 Wt., 160 lbs.
- 32HC1403 1/4—8-inch Pulley for power. Wt., 6 lbs. 65c

Extra Feed Grinder Burrs

Order here when in need of Extra Burrs for David Bradley Grain and Feed Grinders. Be sure to State size and marks on back of old burrs. Postpaid when included in \$2.00 orders or more.

32H1689—Per pair—	Wt. Lbs.	Price
18163A—Size 5 1/2	2 1/2	\$0.95
18164A—Size 5 1/4	2 1/2	.95
8500A	8	1.40
8501A	8	1.40
8502A	8	1.40
614E	8	1.40
3254E	8	1.40
3944E	8	1.40
3945E	8	1.40
3976E	8	1.41
N87-N90	10	1.73
N85-N86	10	1.73

REDUCED TO
\$8.70
And Up



Bradley Small Grain Grinder



—Grinds cornmeal, graham flour for table use, also coarse feed.
—Hand wheel adjustment regulates fineness of grinding.
—Capacity 5 to 15 bu. per hour.
—Requires only 1 H.P. engine.
—Set of aligning 5/4 inch burrs enclosed in dust tight case.
Babbitted Bearings. Pulley 4x4 inches should run 700 to 750 R.P.M. Prices include bolting attachment. Shipped complete with one set coarse and one set fine burrs from Bradley, Ill. Not Prepaid.

- 32HM1660 1/4—Without Legs or Flywheel. Wt. 72 lbs. \$ 8.70
- 32HM1662 1/4—With Legs and No Flywheel. Wt. 83 lbs. 9.85
- 32HM1662 1/2—With Flywheel and No Legs. Wt. 90 lbs. 10.25
- 32HM1663 1/4—With Flywheel and Legs. Wt. 103 lbs. 11.00
- 32HC1664 1/4—Extra Burrs (State coarse or fine) Wt., 4 lbs. when ordered with mill.85

PRICES SLASHED

for BRADLEY CENTENNIAL


\$99⁵⁰
Complete



**EASY AS TERMS
LOW AS
\$7
DOWN**

See Page 565

\$192⁰⁰
COMPLETE
AS ILLUSTRATED



Traveling Feed Table Governor Control

Average Capacities, Pounds per Hour of Hammer King Sr.

When Using 15 to 25 Horse Power Motor or Tractor

Capacities of the Hammer King Giant will be from one-third to one-half more.

	Fine	Screen	Medium	Screen	Coarse	Screen
Oats	700 to 1,200 lbs.	3/8-inch	1,400 to 2,250 lbs.	3/4-inch	2,300 to 3,000 lbs.	3/4-inch
Wheat or Barley	800 to 1,400 lbs.	3/8-inch	1,450 to 2,300 lbs.	3/4-inch	2,400 to 3,100 lbs.	3/4-inch
Ear Corn	1,100 to 1,800 lbs.	3/8-inch	1,700 to 3,000 lbs.	3/4-inch	2,500 to 5,000 lbs.	1 1/4-inch
Shelled Corn	1,200 to 1,800 lbs.	3/8-inch	2,000 to 3,200 lbs.	3/4-inch	3,200 to 5,000 lbs.	3/4-inch
Corn Stalks	1,000 to 1,600 lbs.	3/4-inch	1,400 to 2,000 lbs.	1-inch	1,800 to 2,800 lbs.	1 1/4-inch
Alfalfa	1,000 to 1,800 lbs.	3/2-inch	1,500 to 2,000 lbs.	3/4-inch	2,000 to 2,800 lbs.	1 1/4-inch

Hammer King Senior

- Newly-designed, 22-inch cylinder. Better balanced. Greater capacity.
- Extra large blower; greater suction; prevents clogging.
- 24 hammer arms equipped with 48 heat-treated hammers.
- Double Timken bearing equipped; two on each side of mill.
- Alemite-zerk lubrication.
- Requires 15 H.P. motor or tractor.
- Rockwood fiber pulley, 4 1/2-inch diameter, 7-inch face.
- 10-inch x 36-inch screens; 360 square inches of screen area.

Grinds Any Grain or Roughage

Look No Farther for that hammer mill you need. Here are Sears famous Hammer King Mills at REDUCED PRICES. From coast-to-coast, Hammer King mills are famous for their great capacity, long life and economical operation. More than that, they have always cost many dollars less than comparable quality. A Hammer King "eats up" the work in a way that brings enthusiastic praise from thousands of owners. Its modern design fits it for every kind of grinding. The Hammer King Senior can be operated with any make of tractor or motor developing 15 H.P. or more.

SPECIFICATIONS

BODY—Heavy boiler plate and angle steel. **CYLINDER**—22-inch rigidly reinforced, secures best results at 2600 R.P.M. 2-inch steel shaft carries hammers, pulley and blower fan. **HAMMERS**—48 chrome manganese, heat-treated hammers reversible, with 288 cutting edges. **BEARINGS**—Two large double Timken bearings, support main cylinder shaft. Self-aligning with Alemite-Zerk Lubrication. **SCREENS**—10x36 inches. 360 square inches in area. Screens can be changed in a few minutes without removing a bolt. The 3/4-inch screen is the ideal size for all around medium grinding and is regularly furnished unless otherwise ordered. Any other size listed optional. We recommend screens with holes as follows: 3/8-inch for fine, 3/4-inch for medium and 1 1/4-inch for coarse or roughage. Additional screens must be ordered extra at prices shown. **BLOWER**—Assembled-steel blower fan mounted on cylinder shaft, eliminating all belts and gears. **PULLEY**—Rockwood fiber, weatherproof, 4 1/2 inch diameter by 7-inch face furnished regularly. **FEED HOPPER**—Heavy steel, easily adjusted for handling different grains or roughage. Screw slide controls flow of grain; can be entirely removed for roughage. Shipped Not Prepaid.

Prices of Hammer King Sr. Mills

NOTE—When ordering be sure to tell us what kind of power you expect to use with the mill, together with the diameter and speed R.P.M. of pulley. Shipped from factory near Chicago, Ill. Not Prepaid.

32HM1683 1/2	—Mill only with one screen.	Weight, 405 pounds.	\$74.45
32HM1684 1/2	—Mill with one screen, blower, 7-foot blower pipe and elbow.	Weight, 480 pounds.	86.90
32HM1685 1/2	—Mill complete, as illustrated, with blower, 7-foot blower pipe, elbow, dust collector, tripod, one screen and bagging attachment.	Weight, 545 pounds.	\$99.50
32HC1686 1/2	—Extra screens as follows:—3/8, 3/4, 9/16, 1/2, 5/8, 3/4, 1, 1 1/4 inches.	Weight, 5 1/2 pounds.	\$2.50

If by mail, add 18c postage.

Tractor Pulleys and Split Rim Pulley Laggings

Best results are obtained with hammer mills operating at 2600 R. P. M. a speed obtained with most tractors by use of regular pulleys. Fordson and McCormick tractors require larger sizes than regular equipment. We list suitable sizes for these tractors to secure necessary Hammer Mill speed. Prices for lagging or pulleys for other tractors on request. Not Prepaid.

Catalog Number	Tractor	Lagging to Increase Std Pulley Diam. to	Wt. Lbs.	Price	Catalog Number	Complete Tractor Pulley	Wt. Lbs.	Price
32HM1623 1/2	Fordson	13 1/2 x 6 1/2 in.	24	\$6.50	32HM1627 1/2	12x7 in.	28	\$6.85
32HM1624 1/2	Farmall	18 x 6 1/2 in.	32	8.90	32HM1628 1/2	17x4 in.	38	10.25
32HM1625 1/2	IHC 10-20	19 x 7 in.	34	9.50	32HM1629 1/2	19x7 in.	42	11.85
32HM1626 1/2	IHC 15-30	21 x 9 in.	42	10.75	32HM1630 1/2	20x7 in.	44	12.85

ESTIMATED FREIGHT CHARGES per 100 lbs. on Hammer Mills: 150 miles, 60c; 300 miles, 75c; 500 miles, \$1.18; 750 miles, \$1.57.

Hammer King Giant

- Same construction as Hammer King Senior except that it is much larger and heavier for use with larger tractors or motors.
- 36-hammer arms with 72 hammers.
- Grain-tight traveling feed table; governor control.
- Fluted roll makes roughage feeding positive.
- Extra-large steel blower. Extra-heavy screens, 15x37 inches; 555 square inches screen area.
- Requires 20 H. P. or larger tractor or motor.

The GIANT meets the need for a bigger mill to handle large quantities of roughage and grain. You can save \$100 to \$200 over other large capacity mills having same or similar equipment.


Automatic governor control regulates grinding capacity according to power applied. As cylinder speed is reduced, self-feeding mechanism is automatically retarded until proper speed is regained. Clogging of mill is eliminated.

The 22-inch GIANT cylinder is constructed on a heavy hexagon shaft of alloy steel. When ordering be sure to tell us what kind of power you will use with the Mill; also the diameter and speed R.P.M. of pulley. Capacity depends on power, kind of material and fineness of grinding. See table above for capacities. Shipped from factory near Chicago, Ill. Not Prepaid.

32HM8700 1/2	—Hammer King Giant, complete with blower, 7-foot blower pipe, elbow and one screen.	Weight, 845 pounds.	\$179.50
32HM8702 1/2	—Hammer King Giant, complete with blower, 7-foot blower pipe, combination wagon box loader and sacking attachment and one screen.	Weight, 1,000 pounds.	\$207.00
32HM8701 1/2	—Hammer King Giant, complete with blower, 7-foot blower pipe, elbow, cyclone dust collector with 2-spout bagging attachment, tripod and one screen.	Weight, 950 pounds.	\$192.00
32HC8704 1/2	—Extra screens as follows: 3/8, 3/4, 9/16, 1/2, 5/8, 3/4, 1, 1 1/4 inches.	Weight, 10 lbs.	\$3.25

Each If by mail, add 26c postage.

Not Prepaid.



\$56⁵⁰
And Up

Hammer King Jr.

For Electric Power

- For use with 5 or 7 1/2 H.P. Electric Motor.
- Best results at 3600 to 4000 R.P.M.
- Capacities from 200 to 2000 pounds per hour for small grains depending on screen size and power.
- Open throat hopper handles grains, bones, grits, and a limited amount of alfalfa or other roughage.
- Same type cylinder and hammers as on larger Hammer King models.
- 18 hammer arms with 18 hammers.
- 13 1/2-inch cylinder. Screen area, 6x22 1/2 in.
- Here's a great little mill for poultry raisers, small farms, etc.; where small grain grinding is of major importance and electric power is available. With recommended automatic feeding and delivery installation, the Junior will grind away without any attention as long as supply lasts. Operates at very low cost.
- Shipped from factory near Chicago.

32HM8710 1/2	—Mill with blower, 7-foot pipe, one screen and one elbow.	Weight, 235 pounds.	\$56.50
32HM3711 1/2	—Complete with blower, blower pipe, cyclone dust collector with double spout bagger and one screen.	Weight, 295 pounds.	\$67.00
32HC3713 1/2	—Extra blower pipe, 2-foot lengths.	Weight, 2 pounds.	60c
32HC3714 1/2	—Extra 45° Elbows.	Weight, 1 1/2 lbs.	80c
32HC3715 1/2	—Extra Roughage Hopper to be fitted on side of mill for grinding coarser feeds.	Weight, 4 lbs.	\$2.50
32HC3716 1/2	—Extra Screens as follows: 3/8, 3/4, 9/16, 1/2, 5/8, 3/4, 1, 1 1/4 inches.	Weight, 2 1/2 pounds.	\$1.65

If by mail, add 12c postage.

See Page 565

Galvanized Steel Tanks


1832-1932
SPECIAL PRICES
LEY CENTENNIAL

Round End Tanks

Catalog Number	Lgth. Feet	Wdth. Feet	Ht. Ft.	Cap. Gal.	Wt. Lbs.	Smooth Tanks	Corrugated Tanks
32HM4330	4	2	1	45	45	\$ 3.95	\$ 3.70
32HM4331	4	6	1	70	65	5.35	5.05
32HM4332	8	2	1	100	85	6.85	6.50
32HM4334	4	2	2	91	61	4.35	4.10
32HM4336	6	2	2	144	90	6.20	5.90
32HM4337	8	2	2	197	120	8.05	7.65
32HM4339	8	2	2 1/2	245	135	9.10	8.65
32HM4340	8	2 1/2	2 1/2	310	145	10.75	10.25
32HM4341	8	3	2 1/2	295	140	9.95	9.50
32HM4342	8	3	2 1/2	375	155	11.50	11.00
32HM4343	8	4	2	386	150	11.65	10.95
32HM4347	10	3	2	384	170	12.20	11.60
32HM4350	10	4	2	496	195	13.95	13.25
32HM4351	10	4	2 1/2	625	220	16.25	15.50
32HM4354	10	6	2	813	230	18.50	17.60
32HM4356	16	4	2	826	300	21.50	20.40
32HM4357	16	5	2	1,072	335	26.15	24.85

Round Stock Tanks

Catalog Number	Diam. Ft.	Ht. Ft.	Cap. Gal.	Wt. Lbs.	Smooth Tanks	Corrugated Tanks
32HM4310	4	2	166	80	\$6.30	\$5.98
32HM4311	4	2 1/2	215	90	7.35	7.00
32HM4312	4	3	254	100	8.20	7.85
32HM4314	4	5	262	110	8.25	7.85
32HM4315	4	6	313	130	10.45	10.00
32HM4320	6	3	384	140	13.90	13.30
32HM4322	6	3	583	170	13.90	13.30



Dimensions are outside over all. Weights are for smooth steel tanks. Corrugated tanks weigh slightly less. Weights are subject to some variation and are given as accurately as possible for the purpose of estimating shipping charges. We guarantee you will always receive tanks made of full gauge steel. Shipped from factories in WESTERN OHIO, NORTHERN INDIANA, EASTERN IOWA or CENTRAL WISCONSIN, whichever is nearest you. Corrugated tanks one foot deep from OHIO and IOWA only. Not Prepaid.

\$3⁷⁰ And Up Low Centennial Prices. Low Cost Delivery. We Ship From Factory Near You. Tanks with smooth sides are made of heavy 20-gauge rust resisting galvanized steel and very strongly and rigidly constructed. All seams are soldered lock seams. Sides are flanged out at bottom and closely riveted to bottom in such manner as to provide an outside flange of several thicknesses of metal with resulting strength and rigidity. Bottom soldered inside all around. Round end tanks have one or more heavy side and cross braces depending on size of tank. Smooth tanks can be made of 18-gauge metal at prices 30 per cent higher.

Corrugated Tanks
Corrugated tanks are preferred by many. While a trifle lighter than the smooth tanks the corrugations add strength and stiffness and in all cases they are very strong and durable. Sides are double-folded and rolled into a flange at top and bottom, making three thicknesses of metal at top and four at bottom. The bottom flange is then securely riveted through elastic packing, assuring a perfectly waterproof tank.

Wood Stock and Storage Tanks

Cypress—WOOD TANKS—Redwood
Redwood lumber is durable and rot resisting, and practically clear and free from knots and sap. Cypress is known as the "wood eternal." Heavier, harder and tougher than redwood. Our cypress tanks are free from unsound sap and knots. All tanks have tongued and grooved staves, round hoops and adjustable draw lugs, and are shipped knocked down flat, unpainted. Paint and covers not included. Tanks made from 1 1/2-inch stock are dressed to about 1 1/4-inch thick and 2-inch material dresses to about 1 3/4-inch thick. Weights are estimated for 1 1/2-inch tanks. Add about 25 per cent for weight of 2-inch tanks. Shipped from factories near Chicago, Southern Illinois or WESTERN IOWA. When comparing prices with others, note our shipping points. Not Prepaid. Write for prices on sizes not listed.



\$8⁵⁰ And Up

Galvanized Steel Wagon Tanks

Made of No. 20-gauge galvanized steel. Sides are flanged and closely riveted to top and bottom between two flat steel bars. Bulkhead built in. Round 14-inch man-hole with cover. 1-inch pipe connection in end. Side braces where required according to size. Water tight, but not suitable for gasoline or other oils. Shipped set up from factory in NORTHERN INDIANA, WESTERN OHIO, CENTRAL WISCONSIN or EASTERN IOWA. Not Prepaid.

Catalog Number	Length, Feet	Width, Feet	Capacity, Gallons	Weight, Pounds	Each
32HM4439	4	2	110	75	\$ 8.15
32HM4440	6	2	144	115	10.70
32HM4441	8	2	197	155	12.75
32HM4442	8	2 1/2	245	165	14.50
32HM4443	8	3	295	185	16.25
32HM4444	10	3	378	220	18.65



\$8¹⁵ And Up

Cypress Tanks

Catalog Number	Lgth. Stave Feet	Dia. Ft.	Cap. Gal.	Wt. Lbs.	1 1/2-Inch Cypress	2-Inch Cypress
32HM4421	2	4	150	150	\$ 9.45
32HM4422	2	5	220	200	12.50
32HM4423	2	6	325	260	14.95
32HM4424	2	7	446	325	21.25
32HM4425	2	8	600	400	22.90
32HM4426	2	10	920	550	34.50
32HM4427	2 1/2	6	432	300	18.80
32HM4428	2 1/2	8	750	450	25.25
32HM4429	2 1/2	4	300	250	15.95	\$19.50
32HM4430	5	5	620	400	25.20	31.75
32HM4431	6	6	1,100	550	36.90	44.50
32HM4432	6	8	2,000	800	51.40	62.00
32HM4433	8	8	2,700	1,000	68.80	81.00

Redwood Tanks

Catalog Number	Lgth. Stave Feet	Dia. Ft.	Cap. Gal.	Wt. Lbs.	1 1/2-Inch Redwood
32HM4510	2	4	150	135	\$ 8.50
32HM4511	2	5	220	180	10.85
32HM4512	2	6	325	245	13.85
32HM4513	2	7	446	300	16.95
32HM4514	2	8	600	360	21.00
32HM4515	2	10	920	510	28.50
32HM4516	2 1/2	6	432	275	15.40
32HM4517	2 1/2	8	750	400	22.75
32HM4518	4	4	300	240	14.70
32HM4519	5	5	620	350	23.25
32HM4520	6	6	1,100	500	33.75
32HM4521	6	8	2,000	775	45.50
32HM4522	8	8	2,700	875	63.75

Galvanized Steel Storage Tanks

Made of No. 20-gauge galvanized steel, but can be made of 18-gauge at prices 30 per cent higher. Shipped set up unless otherwise ordered. They do not have lock seams, but are riveted and soldered. Angle iron top. Shipped from factories in Northern Ind., Western Ohio, Eastern Iowa or Central Wisconsin. Not Prepaid.


Catalog Number	Dia. Feet	Ht. Feet	Cap. Gal.	Wt. Lbs.	Each
32HM4313	4	4	338	125	\$10.35
32HM4317	5	4	548	160	13.30
32HM4318	5	5	675	185	16.25
32HM4324	6	4	768	200	17.50
32HM4325	6	5	833	225	19.50
32HM4388	6	6	1,200	265	24.50



\$10³⁵ And Up

See Page 565 for Easy Terms

Galvanized Steel Grain Bins and Corn Cribs



\$63⁰⁰ And Up Improved simplified construction stronger and more rigid. Easiest bin to put together. Every bolt hole fits. Walls bolted top and bottom to steel angles. Reinforced by horizontal steel band in center. Side sheets joined in a double V and stiffened by a single V crimp between joints. Wall sheets 24-gauge, except in 16-ft. sizes which are 22-gauge. Roof sheets 26-gauge galvanized steel, with 1-in. standing seams.

Exceptionally Well-Made Throughout
Weatherproof lead washers furnished with roof bolts. Large entrance door with strong galvanized frame. Shoveling door in roof and above entrance door. Roof ventilator and perforated ventilator pipe extending to floor included. Galvanized bolts throughout. Galvanized 26-gauge steel bottom furnished only at

extra price. Corn cribs same as grain bins, except side sheets are closely perforated for ventilation and they have a hinged side filling door. Perforations are weatherproof. Boards shown in entrance door not included. Shipped from factory in OHIO. Not Prepaid.

Diam. Feet	Ht. Feet	Wt. Lbs.	Grain Bins			Perforated Corn Cribs			Bottom Extra
			Catalog Number	Bu. Grain	Cash Price	Catalog Number	Bu. Corn	Cash Price	
9 1/2	8	665	32HM1561	4	\$63.00	32HM1590	270	\$66.25	\$ 8.75
11 1/4	8	800	32HM1563	4	63.50	32HM1592	400	75.25	11.50
13 1/4	8	1020	32HM1567	4	95.00	32HM1596	545	89.50	14.50
16	8	1200	32HM1568	4	120.00	32HM1597	760	106.50	17.00
9 1/2	10	982	32HM1562	4	57.00	32HM1591	325	75.50	8.75
11 1/4	10	1125	32HM1564	4	78.50	32HM1595	475	85.00	11.50
12	10	1225	32HM1564	4	90.00	32HM1595	530	89.75	12.50
16	10	1478	32HM1564	4	84.75	32HM1598	950	130.00	17.00

Estimated Freight Charges per 100 lbs. on Grain Bins and Corn Cribs—150 miles, 48c; 300 miles, 62c; 500 miles, 98c; 750 miles, \$1.31.

Estimated Freight Charges per 100 lbs. on Steel Tanks: 150 miles, \$1.40; 300 miles, \$1.78; 500 miles, \$2.76; 750 miles, \$3.66.

School and Church Bells



\$10⁵⁰ And Up Cast from a special mixture of high quality metal. We guarantee superior tone, volume and quality. 38-in. and larger bells mounted on roller bearings—one person can ring largest. Bells, 24 in. and larger have improved spring clapper, insuring full stroke without possibility of a second stroke. Shipped from factory in OHIO. Not Prepaid.

Catalog Number	Dia. In.	Wt. Lbs.	Each
32HM2800	20	165	\$10.50
32HM2801	22	205	12.95
32HM2802	24	250	16.25
32HM2803	26	350	24.75
32HM2804	28	450	31.00
32HM2805	30	555	39.95

Catalog Number	Dia. In.	Wt. Lbs.	Each
32HM2822	24	260	\$18.50
32HM2823	26	365	27.25
32HM2824	28	465	37.50
32HM2825	30	570	42.95
32HM2826	32	640	49.00
32HM2827	34	765	59.25
32HM2828	36	950	72.00
32HM2829	38	1,010	82.00
32HM2830	40	1,300	95.00




Farm Bells
Every farm should have a good bell. The metal in these bells is the same as in our school and church bells. Shipped from factory in OHIO. Not Prepaid.

\$3⁷⁵ And Up

32HM2835—Diameter, 16 inches. Wt., 58 lbs. Each. **\$3.75**

32HM2836—Diameter, 18 inches. Wt., 73 lbs. Each. **\$5.40**

32HM2837—Diameter, 19 1/2 inches. Wt., 112 lbs. Each. **7.15**



1832-1932

SPECIAL PRICES

for BRADLEY CENTENNIAL

PEERLESS SELF-OILING WINDMILLS

PEERLESS RUNS IN OIL

\$37⁷⁵ And Up
WITHOUT TOWER

Now! Choice of Roller or Babbitted Bearings!

ONLY at Sears can you buy this remarkable windmill. In the Peerless you get the very best and most modern in windmill construction at less than ordinary windmill prices. Hitherto windmills of the highest type have cost so much as to be beyond the reach of many. Now, everyone can have the New-Auto-oiled Peerless, with its many valuable and exclusive features, at no more cost than for an inferior windmill.

Machine Cut Gears—Smooth Running

The large driven gears are machined from special cast metal; the smaller pinion gears from high-grade steel. The twin gears are pivoted to create a differential action which automatically equalizes the load in any position. Every moving part is constantly bathed in oil to eliminate all friction. The main drive shaft has extra long babbitted bearings to insure long life and prevent the wheel from sagging.

PEERLESS Windmills, Roller Bearing Equipped, Are Practically Frictionless

They will start and run in lighter winds than any windmill with ordinary bearings, and will deliver a greater part of the wind power to the pump rod, more pumping hours per day and pump more water every hour. At their small extra cost, they are a real economy and a paying investment.

The Peerless Roller Bearing Windmills have high grade Roller Bearing at wheel end of main shaft, another roller bearing at the gear end, and a ball bearing to take the end thrust on the windmill shaft. Also bronze bushings for pitman arm bearings and for the main gear bearings.

ESTIMATED FREIGHT CHARGES, per 100 lbs.: on Windmills and Towers: 150 miles, 51c; 300 miles, 64c; 500 miles \$1.01; 750 miles, \$1.33.

WINDMILLS Without Towers

We furnish bed plate and spider for 4-post wood tower, unless otherwise ordered. If windmill is to go on an old steel tower, specify whether it is 3 or 4-post. Prices do not include pump pole. Shipped from factory near Chicago. Not Prepaid.

Babbitted Bearings
32HM4035½—8-ft. windmill. Wt. 325 lbs. \$37.75
32HM4036½—10-ft. windmill. Wt. 410 lbs. \$51.50

Roller Bearings
32HM4037½—8-ft. windmill. Wt. 325 lbs. \$42.75
32HM4038½—10-ft. windmill. Wt. 410 lbs. \$56.50
32HM4043½—Wood Pump Pole. Per ft.
Wt. 1 lb. 5c

EASY AS TAKING \$5 DOWN

See Page 565

Write for Windmill circular 7489H showing these windmills in detail and giving tables showing the work they will do.



Self-Regulating—Strongly Built

Galvanized helmet completely covers the working parts of the motor, preventing oil from splashing out and dust and rain from entering. Self-regulating, the vane, vane arms and governor are so constructed that the vane and wheel cannot come together. Coiled steel governor spring holds wheel in wind under all ordinary circumstances, yet yields under excessive wind pressure. Steel brake band stops the wheel quickly and holds it securely when mill is pulled out of the wind. Mill is back geared 3 to 1, with 6-inch stroke. Ball bearing turn-table causes it to turn easily with the slightest change in the direction of the wind.

New 6-Ft. PEERLESS



Single Back-Geared Windmills

Where the well is shallow and the work is light, a 6-foot windmill will pump all the water required. Our new 6-foot windmill is now made with self-oiling engine head. Requires oiling only once or twice a year. It has a single set of machine molded gears running in an oil tight gear case.

Coiled spring governor holds the mill against the wind and throws mill out of the wind at too high speeds. When pulled out of the wind and locked out of gear, the brake prevents wind wheel from turning. Wind wheel and mill are strongly constructed from galvanized steel. Ball bearing turntable. Mill responds quickly to any change in direction of wind. Furnished only with plain bored bearings.

Unless otherwise ordered, we furnish bed plate and spider for four-post wood tower. If wanted to mount on an old steel tower, state whether tower has three or four posts. Shipped from factory near Chicago, Ill. Not Prepaid.

32HM4030½—6-ft. plain bearing windmill. Without tower. Weight, 250 pounds. \$24.50
Price does not include wood pole for connecting windmill to the pump. Order pump pole 32HM4043½.

PEERLESS WINDMILLS and STEEL TOWERS COMPLETE

The purchase of a windmill complete with galvanized steel tower will be more satisfactory and cheaper in the end than building a wood tower. Prices include windmill and tower complete ready to set over your well—no pump, pipe or water fittings included. Be sure to order a tower high enough to place windmill above nearby trees, buildings or other obstructions to the wind.


Our galvanized steel towers have four heavy angle posts strongly supported by steel angle girts every ten feet, and eight round steel diagonal brace rods for each 10-foot section. Sizes and thicknesses of corner posts and girts used depend on height of tower. Every ten feet of height, heavier steel is used. Easily erected. Price includes anchor posts and wood pump pole. Also steel ladder and wood platform. No. 1 towers are of standard weight and strength for 6-ft. and 8-ft. windmills. No. 2 towers are heavier for 10-ft. windmills.

Shipped from Factory near Chicago, Ill. Not Prepaid.

NOTICE: Prices shown below are for tower and windmills equipped with plain bearings. If roller bearings are wanted on the 8 or 10-foot sizes allow \$5.00 extra and specify on your order "With Roller Bearings." The 6-foot windmill is made only with plain bored bearings.

Height of Tower	6-Foot Windmill Complete with No. 1 Tower			8-Foot Windmill Complete with No. 1 Tower			10-Foot Windmill Complete with No. 2 Tower		
	Catalog Number	Wt. Lbs.	Price	Catalog Number	Wt. Lbs.	Price	Catalog Number	Wt. Lbs.	Price
20 feet	32HM4050½	600	\$51.75	32HM4055½	675	\$ 65.00	32HM4060½	800	\$ 80.75
30 feet	32HM4051½	785	63.45	32HM4056½	860	76.70	32HM4061½	970	94.25
40 feet	32HM4052½	950	73.75	32HM4057½	1025	89.00	32HM4062½	1155	109.25
50 feet	32HM4053½	1190	94.00	32HM4058½	1265	107.25	32HM4063½	1410	129.25

For Windmill Pumps see pages of Pumps and Plumbing Supplies, or refer to Index




Fresno Scraper With Tractor Hitch

—Easy to operate.
—Scraper is self-loading.
—Can be used with any small tractor.
—Lever regulates depth of cut.
—One setting does for the job.
—One pull on lever spreads load—another pull dumps entire load.
—Ideal tool for the farmer or small contractor. One man with a tractor can move as much dirt as five to ten men with horse-drawn scrapers. After dumping scraper is reset by backing tractor a few feet. Shipped from factory in Western OHIO.

32HM2530½—4-Foot Size. Weight, 400 pounds. Not Prepaid. \$72.50
32HM2531½—5-Foot Size. Weight, 430 pounds. Not Prepaid. 75.00

HIGH QUALITY ROAD SCRAPERS



General Purpose Double-Runner Scraper

—High quality.
—5 cu. ft. cap.
—Weight, 71 lbs.
The same high quality as at right except only slightly lighter in weight. For small contractors and farmers whose work is not very heavy, we recommend this scraper as durable and satisfactory. Shipped from store or OHIO factory.

32HM2507½ Not Prepaid. \$5.98

\$5⁹⁸ And Up

Drag Scrapers

—Highest quality.
—Heavy forged steel and swivel.
—Hardwood handles.
Suitable for contractors and all grading and agricultural work. Bowls pressed from a single sheet of heavy gauge steel. Full thickness of steel at the point of greatest wear. Double runner scrapers have two runners of hardened steel riveted to bottom; double bottom scrapers an extra plate of hardened steel riveted to bottom. Shipped from factory in WESTERN OHIO. Not Prepaid.

Size	Capacity Cu. Ft.	Width Inches	Depth Inches	Gauge Steel	Weight Pounds
No. 3	3½	23	13	10	80 to 85
No. 2	5	30	13¾	10	90 to 95
No. 1	7	32	13¾	9	100 to 105

Catalog No.	Style Bottom	No. 3	No. 2	No. 1
32HM2503½	Double Runner	\$6.30	\$6.55	\$6.85
32HM2506½	Double Bottom	6.95	7.30	7.65


ESTIMATED FREIGHT CHARGES per 100 lbs. on Road Scrapers: 150 miles, 51c; 300 miles, 64c; 500 miles, \$1.01; 750 miles, \$1.33.



Fresno Scrapers

—Extra strong for contractors or individuals on any public or private works.
—Roll flange at top of back prevents bending or twisting.
—Heavy wearing plates riveted to back, protect bowl from wear.
—Renewable, hard steel cutting bit.
—Quick adjustable spreader, distributes load evenly or dumps in one spot.
—One man can move from 150 to 250 cubic yards per day. The 2½-ft. scraper has ball as illustrated. Shipped from OHIO factory, Not Prepaid.

Catalog Number	Width Feet	Horses Required	Weight	Price
32HM2523½	2½	2	190 lbs.	\$17.70
32HM2524½	3	2	235 lbs.	18.40
32HM2527½	3½	2	250 lbs.	18.95
32HM2528½	4	2 or 4	275 lbs.	19.75
32HM2529½	4	4	300 lbs.	21.25



1832-1932
SPECIAL PRICES
 For BRADLEY CENTENNIAL

PEERLESS
 RUNS IN OIL

PEERLESS
 SELF-OILING WINDMILLS

\$37⁷⁵
 And Up
 WITHOUT TOWER

Now! Choice of Roller or Babbitted Bearings!

ONLY at Sears can you buy this remarkable windmill. In the Peerless you get the very best and most modern in windmill construction at less than ordinary windmill prices. Hitherto windmills of the highest type have cost so much as to be beyond the reach of many. Now, everyone can have the New-Auto-oiled Peerless, with its many valuable and exclusive features, at no more cost than for an inferior windmill.

Machine Cut Gears—Smooth Running

The large driven gears are machined from special cast metal; the smaller pinion gears from high-grade steel. The twin gears are pivoted to create a differential action which automatically equalizes the load in any position. Every moving part is constantly bathed in oil to eliminate all friction. The main drive shaft has extra long babbitted bearings to insure long life and prevent the wheel from sagging.

Self-Regulating—Strongly Built

Galvanized helmet completely covers the working parts of the motor, preventing oil from splashing out and dust and rain from entering. Self-regulating, the vane, vane arms and governor are so constructed that the vane and wheel cannot come together. Coiled steel governor spring holds wheel in wind under all ordinary circumstances, yet yields under excessive wind pressure. Steel brake band stops the wheel quickly and holds it securely when mill is pulled out of the wind. Mill is back geared 3 to 1, with 6-inch stroke. Ball bearing turn-table causes it to turn easily with the slightest change in the direction of the wind.

PEERLESS Windmills, Roller Bearing Equipped, Are Practically Frictionless

They will start and run in lighter winds than any windmill with ordinary bearings, and will deliver a greater part of the wind power to the pump rod, more pumping hours per day and pump more water every hour. At their small extra cost, they are a real economy and a paying investment.

The Peerless Roller Bearing Windmills have high grade Roller Bearing at wheel end of main shaft, another roller bearing at the gear end, and a ball bearing to take the end thrust on the windmill shaft. Also bronze bushings for pitman arm bearings and for the main gear bearings.

ESTIMATED FREIGHT CHARGES, per 100 lbs.: on Windmills and Towers: 150 miles, 51c; 300 miles, 64c; 500 miles \$1.01; 750 miles, \$1.33.

WINDMILLS Without Towers

We furnish bed plate and spider for 4-post wood tower, unless otherwise ordered. If windmill is to go on an old steel tower, specify whether it is 3 or 4-post. Prices do not include pump pole. Shipped from factory near Chicago. Not Prepaid.

Babbitted Bearings

32HM4035 1/2—8-ft. windmill. Wt., 325 lbs. \$37.75
 32HM4036 1/2—10-ft. windmill. Wt., 410 lbs. \$51.50

Roller Bearings

32HM4037 1/2—8-ft. windmill. Wt., 325 lbs. \$42.75
 32HM4038 1/2—10-ft. windmill. Wt., 410 lbs. \$56.50
 32HM4043 1/2—Wood Pump Pole Per ft. Wt., 1 lb. \$5c

EASY AS
 AS LOW AS
\$5
 DOWN

See Page 565

Write for Windmill circular 7489H showing these windmills in detail and giving tables showing the work they will do.



New 6-Ft. PEERLESS



Single Back-Geared Windmills

Where the well is shallow and the work is light, a 6-foot windmill will pump all the water required. Our new 6-foot windmill is now made with self-oiling engine head. Requires oiling only once or twice a year. It has a single set of machine molded gears running in an oil tight gear case.

Coiled spring governor holds the mill against the wind and throws mill out of the wind at too high speeds. When pulled out of the wind and locked out of gear, the brake prevents wind wheel from turning. Wind wheel and vane strongly constructed from galvanized steel. Ball bearing turntable. Mill responds quickly to any change in direction of wind. Furnished only with plain bored bearings.

Unless otherwise ordered, we furnish bed plate and spider for four-post wood tower. If wanted to mount on an old steel tower, state whether tower has three or four posts. Shipped from factory near Chicago, Ill. Not Prepaid.
 32HM4030 1/2—6-ft. plain bearing windmill. Without Tower. Weight, 250 pounds. \$24.50
 Price does not include wood pole for connecting windmill to the pump. Order pump pole 32HM4043 1/2.

PEERLESS WINDMILLS and STEEL TOWERS COMPLETE

The purchase of a windmill complete with galvanized steel tower will be more satisfactory and cheaper in the end than building a wood tower. Prices include windmill and tower complete ready to set over your well—no pump, pipe or water fittings included. Be sure to order a tower high enough to place windmill above nearby trees, buildings or other obstructions to the wind.

Our galvanized steel towers have four heavy angle posts strongly supported by steel angle girts every ten feet, and eight round steel diagonal brace rods for each 10-foot section. Sizes and thicknesses of corner posts and girts used depend on height of tower. Every ten feet of height, heavier steel is used. Easily erected. Price includes anchor posts and wood pump pole. Also steel ladder and wood platform. No. 1 towers are of standard weight and strength for 6-ft. and 8-ft. windmills. No. 2 towers are heavier for 10-ft. windmills.

Shipped from factory near Chicago, Ill. Not Prepaid.
 NOTICE: Prices shown below are for tower and windmills equipped with plain bearings. If roller bearings are wanted on the 8 or 10-foot sizes allow \$5.00 extra and specify on your order "With Roller Bearings." The 6-foot windmill is made only with plain bored bearings.


Height of Tower	6-Foot Windmill Complete with No. 1 Tower			8-Foot Windmill Complete with No. 1 Tower			10-Foot Windmill Complete with No. 2 Tower		
	Catalog Number	Wt. Lbs.	Price	Catalog Number	Wt. Lbs.	Price	Catalog Number	Wt. Lbs.	Price
20 feet	32HM4050 1/2	600	\$11.75	32HM4055 1/2	675	\$16.00	32HM4060 1/2	800	\$20.75
30 feet	32HM4051 1/2	785	\$16.75	32HM4056 1/2	860	\$21.75	32HM4061 1/2	970	\$26.25
40 feet	32HM4052 1/2	950	\$21.75	32HM4057 1/2	1025	\$26.75	32HM4062 1/2	1155	\$31.25
50 feet	32HM4053 1/2	1190	\$26.75	32HM4058 1/2	1265	\$31.75	32HM4063 1/2	1410	\$36.25

For Windmill Pumps see pages of Pumps and Plumbing Supplies, or refer to Index

\$72⁵⁰ And Up

HIGH QUALITY ROAD SCRAPERS


\$17⁷⁰ And Up



Fresno Scraper With Tractor Hitch

- Easy to operate.
- Scraper is self-loading.
- Can be used with any small tractor.
- Lever regulates depth of cut.
- One setting does for the job.
- One pull on lever spreads load—another pull dumps entire load.

An ideal tool for the farmer or small contractor. One man with a tractor can move as much dirt as five to ten men with horse-drawn scrapers. After dumping scraper is reset by backing tractor a few feet. Shipped from factory in Western Ohio.
 32HM2530 1/2—4-Foot Size. Weight, 400 pounds. Not Prepaid. \$72.50
 32HM2531 1/2—5-Foot Size. Weight, 430 pounds. Not Prepaid. \$75.00



General Purpose Double-Runner Scraper

—High quality.
 —5 cu. ft. cap.
 —Weight, 71 lbs.
 The same high quality as at right except only slightly lighter in weight. For small contractors and farmers whose work is not very heavy, we recommend this scraper as durable and satisfactory. Shipped from store or OHIO factory.
 32HM2507 1/2 Not Prepaid... \$5.98

\$5⁹⁸ And Up

Drag Scrapers

—Highest quality.
 —Heavy forged steel and swivel.
 —Hardwood handles.
 Suitable for contractors and all grading and agricultural work. Bows pressed from a single sheet of heavy gauge steel. Full thickness of steel at the point of greatest wear. Double runner scrapers have two runners of hardened steel riveted to bottom; double bottom scrapers an extra plate of hardened steel riveted to bottom. Shipped from factory in WESTERN OHIO. Not Prepaid.

Size	Capacity Cu. Ft.	Width Inches	Depth Inches	Gauge Steel	Weight Pounds
No. 3	3 1/2	27	13	10	80 to 85
No. 2	5	30	13 1/2	10	90 to 95
No. 1	7	32	13 3/4	9	100 to 105

Catalog No. Style Bottom No. 3/No. 2 No. 1
 32HM2503 1/2 Double Runner \$6.30 \$6.55 \$6.85
 32HM2506 1/2 Double Bottom 6.95 7.30 7.65

ESTIMATED FREIGHT CHARGES per 100 lbs. on Road Scrapers: 150 miles, 51c; 300 miles, 64c; 500 miles, \$1.01; 750 miles, \$1.33.

Fresno Scrapers

—Extra strong for contractors or individuals on any public or private works.
 —Roll flange at top of back prevents bending or twisting.
 —Heavy wearing plates riveted to back, protect bowl from wear.
 —Renewable, hard steel cutting bit.
 —Quick adjustable spreader, distributes load evenly or dumps in one spot. One man can move from 150 to 250 cubic yards per day. The 2 1/2-ft. scraper has ball as illustrated. Shipped from OHIO factory. Not Prepaid.

Catalog Number	Width Feet	Horses Required	Weight	Price
32HM2523 1/2	2 1/2	2	190 lbs.	\$17.70
32HM2524 1/2	3	2	235 lbs.	18.40
32HM2527 1/2	3 1/2	2	250 lbs.	18.95
32HM2529 1/2	4	2 or 4	275 lbs.	19.75
32HM2529 3/4	5	4	300 lbs.	21.25




FARMERS FRIEND
\$6²⁵ And Up

For fatter hogs give them cooked feed. Has many handy uses such as rendering lard, scalding hogs, boiling sap, making soap, etc. Jacket has no bottom. Build wood fire on ground. Jacket is heavy rolled steel plate strongly reinforced. Large size door. Handle for carrying. When ordering around kettle underneath the flange, and allow the price of the jacket nearest in size to your old kettle. Kettles are fine grained iron with black lead finish inside. Rim of kettle rests on top of jacket so kettle can be easily removed. Coal grates, cover and pipes are extra at prices given below. Shipped from factory in CENTRAL OHIO. Not Prepaid.

Cookers, Complete			Steel Jackets Only			Kettles Only				
Cap. Gal.	Cir. Inch	Catalog Number	Wt. Lbs.	Each	Catalog Number	Wt. Lbs.	Each	Catalog Number	Wt. Lbs.	Each
16	70 1/2	32HMI1920 1/2	97	\$6.25	32HMI1944 1/2	43	\$4.25	32HMI1950 1/2	54	\$2.95
23	79 1/2	32HMI1921 1/2	120	8.25	32HMI1945 1/2	46	4.75	32HMI1951 1/2	74	4.20
31	87 1/2	32HMI1922 1/2	150	9.50	32HMI1946 1/2	53	5.75	32HMI1952 1/2	87	5.75
48	101 1/2	32HMI1923 1/2	201	12.75	32HMI1947 1/2	80	6.50	32HMI1953 1/2	121	7.10
64	109 1/2	32HMI1924 1/2	267	16.25	32HMI1948 1/2	86	8.25	32HMI1954 1/2	181	9.25
78	116 1/2	32HMI1925 1/2	305	18.50	32HMI1949 1/2	91	9.25	32HMI1955 1/2	204	11.50

32HMI1937 1/2—Coal Grate for 16 and 23-gallon cookers. Wt., 41 lbs. Not Prepaid. \$3.70
32HMI1938 1/2—Coal Grate for 31, 48, 64 and 78-gallon cookers. Wt., 63 lbs. Not Prepaid. \$5.80
32HMI1940 1/2—Hinged Wood Cover for 16, 23 and 31-gallon cookers. Wt., 10 lbs. Not Prepaid. 95c
32HMI1941 1/2—Hinged Wood Cover for 48, 64 and 78-gallon cookers. Wt., 15 lbs. Not Prepaid. \$1.25
32HC1942 1/2—Elbow one joint of 6-inch pipe and damper for use with 16 and 23-gallon cookers. Weight, 8 pounds. Not Prepaid. 70c
32HC1943 1/2—Elbow, one joint of 7-inch pipe and damper for use with 31, 48, 64 and 78-gallon cookers. Wt., 10 lbs. Not Prepaid. 75c


Automatic Lamp Heated Hog Waterers



\$7²⁵—14-Gauge Galvanized Steel Casing. Length, 15 1/2 inches; width 11 in.; Height, 12 inches. Extra large No. 3 Zenith burner. Burns 3 days on one filling. For connecting to storage tank or pipe line under pressure. Provides clean fresh water at a comfortable temperature the year around. Lamp prevents freezing in the coldest weather. Very substantially built. Equipped with our No. 32HC1978 automatic valve shown below, a much better valve than usually furnished with this type waterer. Valve will work under any pressure and is an assurance of long and satisfactory service. Trough is large enough for two hogs to drink at the same time. Drain plug in trough provides for easy cleaning. Casing is given a preservative coating of black paint. Connections are for 1/2 inch pipe but can be connected to any size pipe with ordinary bushings or reducers. Shipped from Iowa factory. Not Prepaid.
32HC2017 1/2—All Steel Hog Waterer. Wt., 38 lbs. \$7.25


All Year Hog Waterer

New Design—Improved Construction—Holds 65 gallons. Inner tank removable. To fill, just remove cover and pour in water. Built of 24-gauge galvanized steel throughout. Lamp compartment in base has galvanized steel bottom. The outer casing and inner tank form a double wall through which the surplus heat passes before escaping at top. Keeps water cool in summer and warm in winter. Drinking trough is made of cast iron, very deep and large enough for two hogs to drink at the same time. Trough protected with self-closing lid. Water in trough is controlled with standard copper float and simple dependable shut-off fastened to bottom of inner tank. Tank rests on substantial supports in outer casing. Large door in lower outer casing provides easy access to lamp chamber. Two lamps are furnished, each fitted with a No. 3 Zenith Chimneyless burner. Hanging enough kerosene to burn two days with one filling. Shipped from factory in IOWA.
32HMI2021 1/2—Wt., 140 lbs. Not Prepaid. \$16.25



\$19⁹⁵ And Up Improved Hog Feeder

Saves work and feed, keeps it clean and dry. Feeds ground grain, miners, etc. Built of galvanized steel, reinforced with angle steel. Hogs feed from both sides. The greater width of hopper at bottom and agitators prevent clogging. The agitators are easily worked and the hogs very quickly learn their use. Steel dividers prevent crowding and waste. Sheds over feeding trough keep out rain. All sizes have one small compartment in hopper with partition one foot from end. Height over all, 39 inches, width, 37 inches. Shipped from factory in northern Indiana.



Catalog Number	Length	Cap. Bu.	Feeding Space	Wt. Lbs.	Not Prep'd
32HMI1960 1/2	6 ft.	16	12 hogs	200	\$19.95
32HMI1961 1/2	8 ft.	21	16 hogs	260	24.50
32HMI1962 1/2	10 ft.	26	20 hogs	320	27.50

Sanitary Watering Fountain

For hogs, sheep and other small stock. Automatic feed. Galvanized steel, top and bottom double seamed. Top is pressed into funnel shape, has brass filling plug. Mounted on heavy angle steel sled. Fountain with heater has enclosed base with a kerosene heater having two double wick burners. Weights are for fountains without heaters; add 10 pounds for heated fountain. Shipped from INDIANA factory. Not Prepaid.

Catalog Number	Cap. Gal.	Wt. Lbs.	Without Heater	With Heater
32HMI1956 1/2	65	105	\$ 9.15	\$14.95
32HMI1957 1/2	85	110	10.60	16.50
32HMI1958 1/2	100	115	11.25	17.75



Improved Waterer

Only one 3/4-in. hole needed in tank. Cast iron cup, 9 3/4 x 9 in., 3 3/4 in. deep. Large enough for hogs, sheep or calves. Quickly detached. Brass float and valve regulate flow of water. Complete with gaskets and strainer. Wt., 16 lbs. Not Prepaid. \$1.85
32HC1989 1/2—\$1.85



Improved Steamer and Cooker



\$62⁵⁰ And Up

For cooking feed, scalding hogs, scalding milk cans, heating tanks and for all steam cooking and washing. Very economical with fuel. Will burn coal, wood, cobs, etc. Water completely surrounds fire box, preventing burning out of the body and enabling boiler to generate steam quickly. Will furnish a continuous supply of steam under pressure. Shell is made of genuine boiler plate steel, 1/4-inch thick, with heads of 3/8-inch steel. No small flues to clog or burn out. Heads are securely welded to shell. Cast iron base and dump grate. Large fire door. Equipped with pop safety valve set at 15 pounds, steam gauge, water gauge, two sets of 1/2-inch steam pipes with shut-off valves, two try cocks, hand pump and hand pump hose. Diameter of boiler, 17 inches. Shipped from factory in Michigan. Not Prepaid.

Catalog Number	Boiler Cap.	Ht. Inch	Wt. Lbs.	Each
32HMI1888 1/2	30 gal.	56	430	\$62.50
32HMI1889 1/2	40 gal.	68	485	69.75

Feed Cooker and Water Heater

A strongly made cooker. Body is made of No. 16-gauge blue steel. Boiler is 20-gauge galv. steel. Fire door is large enough to put in large chunks of wood. Grate furnished. Body sets on strong steel legs, so furnace can be used in a building. Complete with grate, one joint 6-inch pipe and elbow. Shipped from factories in CENTRAL WISCONSIN, WESTERN ILLINOIS or WESTERN OHIO. Not Prepaid.




\$13³⁵ And Up

Catalog Number	Cap. Gal.	Width, Inches	Length, Inches	Wt. Lbs.	Each
32HMI1966 1/2	40	22	30	135	\$13.35
32HMI1967 1/2	60	22	36	150	15.75
32HMI1968 1/2	90	22	54	220	18.50
32HMI1969 1/2	120	22	70	240	21.25


Burns Coal, Wood, Cobs

Butchers' Stove and Boiler



For agricultural cooking, boiling and rendering purposes. Stove part cast iron, mounted on strong legs. Upper part supporting caldron heavy boiler plate steel. Price is for stove and caldron complete as shown. Pipe not included. Furnaces for coal have grate and heavy fire brick lining. Shipped from factory in Ohio.
WOOD BURNING BOILER **COAL BURNING BOILER**
Size, Catalog Wt., Not Catalog Wt., Not
Gal. Pipe, Number Lbs. Prep'd Number Lbs. Prep'd

16	6 in.	32HM1926 1/2	175	\$15.25	32HM1932 1/2	210	\$17.25
23	6 in.	32HM1927 1/2	215	17.50	32HM1933 1/2	250	19.25
31	6 in.	32HM1928 1/2	275	21.00	32HM1934 1/2	320	22.25
48	7 in.	32HM1929 1/2	330	23.50	32HM1935 1/2	375	26.00
64	7 in.	32HM1930 1/2	460	31.25	32HM1936 1/2	525	34.50
78	8 in.	32HM1931 1/2	535	34.85	32HM1937 1/2	600	38.50



Galvanized Hog Troughs
A heavy strong trough at a very low price. Made entirely of galvanized steel. No sharp edges to injure stock. Seamless one-piece rounded bottom easily cleaned. Edges flanged for greater strength. Crossbars spaced 1 foot apart. Troughs are 12 inches wide and 4 inches deep. Shipped nested with ends detached to save one-half in freight charges. Ends are easily attached with bolts furnished. The 4, 6 and 8-foot sizes are of extra heavy construction. All sizes shipped Not Prepaid.

General Utility and Pig Feed Pans
One piece. Easy to clean. Strong and rigid. Cannot be damaged by freezing. Pressed from heavy galvanized steel without seam or solder. Diameter, top, 17 in.; bottom, 14 in.; depth, 3 1/2 in. Wt. about 1 1/2 lbs. Not Prepaid. 26c
32HC3256 1/2—Each. 26c
Lots of 6 or more. Each. 24c

Catalog Number	Length Feet	Weight Pounds	Each	6 or More Each
32HC4456 1/2	4	5	\$0.50	48c
32HC4457 1/2	2	11	3.35
32HC4458 1/2	6	16	3.35
32HC4459 1/2	8	20	1.60

Smooth bottoms—inside easily kept clean. Made of good quality close grained iron. Not cast tipped over. Width, 11 1/2 inches; depth, 4 1/2 inches. 3 feet and larger have cross braces. Shipped from factory in WESTERN ILLINOIS. Not Prepaid.

Catalog Number	Length, Feet	Wt., Lbs.	Price, Each
32HC4500 1/2	1 1/2	23	\$0.95
32HC4495 1/2	2	25	1.15
32HC4496 1/2	3	45	2.10

Cast Iron Hog Troughs
Keeps the feed clean. Two sides prevent crowding. Strongly built of lumber in sections. Shipped flat. Shipped from our store, or factory in Southern Ill. Not Prepaid.
32HM1876 1/2—3 ft. 9 in. Cap., 14 Wt., 160 lbs. \$6.85
32HM1875 1/2—5 ft. 9 in. Cap., 21 1/2 bu. 3 compts. Wt., 230 lbs. \$9.40

Rotary Hog Oiler



No valves or springs. When hog rubs, wheels rotate, picking up oil from basin, surplus oil returning to basin. No waste. Water automatically siphons off. Heavy cast iron. Animal cannot tip over. Not cast. Tire oiler is 1 1/2 in. high and 1 3/4 in. wide. Shipped from factory in IOWA. Not Prepaid. \$5.98
32HM1768 1/2—Wt., 87 lbs. \$5.98

Cafeteria Hog Feeder



Keeps the feed clean. Two sides prevent crowding. Strongly built of lumber in sections. Shipped flat. Shipped from our store, or factory in Southern Ill. Not Prepaid.
32HM1876 1/2—3 ft. 9 in. Cap., 14 Wt., 160 lbs. \$6.85
32HM1875 1/2—5 ft. 9 in. Cap., 21 1/2 bu. 3 compts. Wt., 230 lbs. \$9.40

Automatic Regulator Valve and Float



A universal valve that will work either under gravity or pressure feed. Easily installed in any trough or tank. Valves are brass of heavy pattern. Small valve for hog troughs, large valve where a large amount of water is needed. Either valve can be connected to any size pipe by using ordinary pipe reducers. Complete with copper float, locknuts and pipe nipple. Not Prepaid. \$1.98
32HC1978—1/2-inch valve. Wt., 2 lbs. \$1.98
32HC1979—3/4-inch valve. Wt., 4 lbs. \$2.65

Save Here on Modern Dairy Barn Equipment

Peerless Stalls are of 1 1/2-inch outside diameter, high carbon steel tubing, stiff and strong. Elbows for ends of rows have tightener bolts with hardened wedges which grip the frame securely and prevent tubing from being forced out of place. Upright posts stand 5 ft. 5 in. high, above floor, with 5 in. additional for imbedding in concrete. Finished in blue gray enamel paint.

READ BEFORE ORDERING: When ordering stalls tell us: Into how many rows will stalls be divided? The desired width of stalls? Will rows join building wall at one or both ends? Also furnish a pencil drawing showing number of stalls in each row, the location, size and kind of any posts that may be in the way of the rows, and the distance between centers of such posts. An extra charge is made for special fittings where stalls must be connected to posts.



Send for Free Catalog 676H

Shows other styles of stalls and litter carriers, and the complete line of Peerless Dairy Barn Equipment, also Steel Pens and Equipment for Hog Barns. It contains plans and instructions for laying out the complete equipment.

Double Post Stalls **\$7.25**
And Up

Our most popular stall. The double stall posts are held immovable by heavy malleable iron cross couplings, and the two stall posts and partitions at the end of the row with special cross coupling, form a rigid brace for the entire row of stalls. The stalls are furnished 3 feet 6 inches to 4 feet wide. State width wanted. Price includes top rail, two uprights, one bent partition, necessary clamps and bolts, and one stanchion with anchor. Illustration shows two complete stalls and one extra end section. Shipped from factory near CHICAGO. Not Prepaid.

32HM2264—Double Post Stall, with stanchion No. 32HM2209 1/4. Weight, 75 lbs. **\$7.70**
32HM2263—With stanchion No. 32HM2214 1/4. Weight, 75 lbs. **\$7.25**
 If neither end of a row of stalls joins the building wall, an extra end section No. 32HM2268 1/2 must be ordered.
32HM2268—Weight, 25 lbs. **\$2.75**


Oval Steel Stanchions

Side bars are heavy U-bar steel. Lined stanchions have smooth, rounded hardwood strips. Channel of steel U-bars being turned inward, the wood linings are firmly supported by steel. Unlined stanchions have flat side of the steel U-bars turned inward, allowing a smooth, flat surface against animal's neck. Hinge, latch and top are malleable castings. Adjustable width, 48 in. inside. Permits cow to lie down without binding. Chains, 6 in. long. Finished in black japan. Shipped from our store or factory near CHICAGO. Not Prepaid.

32HM2214—With wood lining. Wt., 20 lbs. **\$2.20**
32HM2213—Without wood lining. Wt., 17 lbs. **\$1.95**

Attachments for Installing Any of Our Stanchions

32HC2273—6-Inch Hook Bolt for attaching stanchion to wood frame. Weight, 1/2 lb. Not Prepaid. **9c**
32HC2220—Bottom Anchor, for fastening stanchion to concrete curb. (For chain hanging stanchion.) Weight, 1 1/2 lbs. Not Prepaid. **24c**
32HC2219—Anchor, for fastening stanchion to wood floor. Weight, 1 1/2 lb. Not Prepaid. **15c**
32HC2221—Malleable Clamp, with bolts for hanging stanchion to pipe frame (1 1/2-inch outside diameter) Weight, 1 pound. Not Prepaid. **24c**



Our Competition Stanchion


\$1.80 A strong, well made stanchion. Made from 1 1/2 x 3/8-in. steel U-bars. Has malleable spring latch and corners. Heavy 5 in. top and bottom chains. Adjustable for width. Opens 17 1/2 in. at top. Lined stanchions have the channel turned in and linings set in channel. Unlined stanchions have channel outward, giving a smooth surface to cow's neck. Length, inside, 43 in. Shipped from our store or factory near CHICAGO. Not Prepaid.

32HM2223—With hardwood lining. Weight 19 lbs. **\$2.05**
32HM2224—All metal, unlined. Weight, 17 lbs. **\$1.80**

Improved Peerless Steel Stanchion

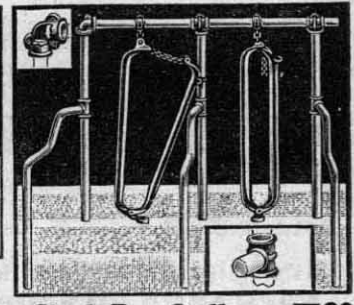
\$2.65 One of the most practical stanchions sold. Sides heavy steel U-bars, channels turned inward and hardwood lined. Left side is extended to form top bar, and slides in malleable iron loop. Hinged side bar is thus supported to top and bottom, cow cannot push it out of adjustment. Protected accessible spring latch. Opens 24 in. Top and bottom adjustable for neck space. Ht., inside, 48 in.; 6 in. chains. Black japan finish. Shipped from our store or factory near CHICAGO. Not Prepaid.

32HM2209 1/4 Weight, 23 lbs. **\$2.65**



Arch Type Stall

\$6.50 A new type stall that permits narrowing the stanchion frame, reducing the space between ample room for comfort. Steel tubing is standard 1 1/2-in. outside dia. Couplings heavy malleable iron. Width of arch, 2 ft. 2 in. Height of arch, 5 ft. 5 in. Stalls furnished 3 ft. 2 inches to 4 ft. wide. State width. One stall consists of one arch, one bent partition with coupling and one stanchion No. 32HM2223 1/4. Other stanchions cannot be used in this stall. Illustration shows two stalls and one extra end section. Shipped from factory near CHICAGO. Not Prepaid.



Single Post Stalls

\$5.80 Plain style, without cow stops or other devices. Stanchion regularly furnished is our 32HM2214 1/4. 32HM2209 1/4 instead, for 45c extra per stall. Price includes top rail, one upright, one bent partition, one stanchion with anchor, bolts and clamps. Illustration shows two complete stalls and one extra end section. Furnished 3 ft., to 3 ft. 6 in. wide. State width. Shipped from factory near CHICAGO. Not Prepaid.

32HM2265 1/4—Weight 62 lbs. **\$6.50**
32HM2266 1/4—Extra end section for arch stall, for finishing end of row. Needed where both ends of a row must be finished off and neither end joins the wall. Weight, 20 lbs. **\$2.75**

32HM2267 1/4—Wt., 60 lbs. **\$5.80**
 Where both ends of a row of stalls are independent and neither end joins the wall of the building, one extra end section, composed of an upright and a bent partition is required.
32HM2268 1/2—Weight, 25 lbs. **\$2.75**

Detachable Water Bowls

Automatic—requires no attention except occasional cleaning. Attach to either steel or wood posts. Elevated storage tank provides the pressure, or bowls can be connected to city water. When piped from below, two ordinary elbows and a short nipple are required—not included at the price. The bowls, nor are the pieces of pipe, shown in the illustration). Quickly detached for cleaning by removing one bolt which locks bowl securely in place. Bowl cast iron, 10 in. in dia. and 4 1/4 in. deep, with rolled edges. Complete with clamps. Connections are for 3/4-inch pipe. Wt., 12 lbs. Shipped from our store or factory near CHICAGO. Not Prepaid.

32HC2240—Bowl for steel stalls **\$2.10**
32HC2241—Bowl for wood stalls **\$2.15**

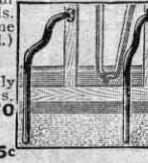
Water Strainer. Placed in the supply pipe prevents dirt, etc. washing down and clogging valves. Cleaned without disconnecting. Connects to one-in. pipe. Useful with our water bowls but can be used anywhere. Not Prepaid.

32HC2239 1/4—Wt., 7 lbs. **\$1.75**

Steel Stall Partitions for Wood Frames

Same as with our complete steel stalls. (Stanchion or frame work not included.) (Not Prepaid.)

32HM2270 1/4 One partition, only with flange and screws. Wt., 15 lbs. **\$1.70**
32HC2272 1/4 Wood floor flange. Wt., 3 lbs. **45c**



LITTER CARRIERS, TRACKS AND ATTACHMENTS

I-Beam Track

Two-inch round edge, high carbon steel. Can be bent cold for turns. Hangers screw to ceiling or joist. Splice connections with bolts furnished for coupling track joints. Order one hanger and bracket for 4 ft. of track. Not Prepaid.

32HM1214 1/4—Rail Track. Wt., per ft., 1 1/2 lbs. Per foot. **10c**
32HC1216 1/4—Malleable Hanger, 9 inch long. Wt., 2 lbs. **25c**
32HC1217 1/4—Joist Bracket, for track running across joist. Wt., 1 lb. **7c**
32HC1218 1/4—Joist Bracket, use where track parallels with joist. Wt., 1 lb. **7c**
32HC1300 1/4—Removable 2-ft. Track section. For I-beam track passing through door. Wt., 8 lbs. **\$1.75**

Anchor Loop

Needed where rod track attaches to post. Includes 20-foot heavy rod, two loop clamps, turnbuckle, 3/4-inch by 6-foot anchor rod.

32HC1282 1/4 Tension Bolt. One required at each end of rod track. Welded eye. Size 3/8 x 30 in., with nut and washer. Wt., 7 lbs. Not Prepaid. **90c**
32HC1284 1/4 Wt., 20 lbs. **\$2.65**
 Not Prepaid

HOW TO ORDER A ROD TRACK OUTFIT

For each line of track order two Tension Bolts (32HC1282 1/4) and two End Loop Clamps (32HC1281 1/4). If track extends to a post, order Anchor Loop (32HC1284 1/4). If track turns square corner, order two independent lines of track with tension bolts and end loop clamps; also a Curve or Switch (32HM1285 1/2). Carriers and attachments are shipped from factory near CHICAGO.

Peerless Complete Litter Carrier Outfit

\$26.25 For barns with low ceilings or doorways. Bucket 42 in. long, 24 in. wide, 16 in. deep—18-gauge galvanized steel, hardwood ends. Price includes carrier, 100 ft. standard rod track, end loop clamps, two tension bolts with turnbuckle. For additional tracks see prices at right. If heavy rod track is wanted, allow \$1.50 extra. Shipped from factory near CHICAGO. Not Prepaid.

32HM1275 1/4—Outfit complete. Wt., 200 lbs. **\$26.25**
32HM1278 1/4—Carrier only. Wt., 135 lbs. **\$17.25**

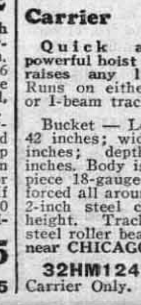


Peerless Litter Carrier

\$29.90 Quick acting, powerful hoist easily raises any load. Runs on either rod or I-beam track.

Bucket — Length, 42 inches; width 24 inches; depth 16 inches. Body is one-piece 18-gauge reinforced all around with steel angles. Heavy 2-inch steel channel bail, adjustable for height. Track wheels—Malleable, with steel roller bearings. Shipped from factory near CHICAGO. Not Prepaid.

32HM1247 1/4 Carrier Only. Wt., 215 lbs. **\$29.90**



Rod Track

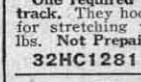
If you cannot use complete straight-away outfit, make up your own by ordering carrier and attachments separately. Polished round steel rod. Coiled for shipment. Not Prepaid.

32HM1280 1/4—Standard Rod Track. 3/8-in. in dia. Wt., per ft., 3/8 lb. Not Prepaid. Per ft. **4c**
32HM1293 1/4—Heavy Rod Track. 1 1/2-in. in dia. Wt., per ft., 3/4 lb. Not Prepaid. Per ft. **5 1/2c**

End Loop Clamps

One required at each end of rod track. They hook into tension bolt for stretching the track. Wt., 2 lbs. Not Prepaid.


32HC1281 1/4 **27c**



Curve or Switch

For turning a square corner with rod track. Made of angle steel, malleable points. Wt., 25 lbs. Not Prepaid.

32HM1285 1/2 Each **\$3.75**





7 Big Reasons

Why You Can Buy **QUALITY FENCING** For **LESS MONEY** at **SEARS**

① Backed by Resources of Over \$200,000,000

The very liberal Fencing Guarantee shown at the left is backed by the vast resources of the World's Largest Store. We urge you to compare our wire with others for quality, size, galvanizing, copper content, etc. If it doesn't prove the equal of that offered elsewhere, we want you to return it.

② Production Costs Cut

Our wire fencing is made by some of the largest and best known manufacturers in the country. We buy thousands and thousands of bales every season and such enormous purchases lower production costs. This season, we have brought prices to new low levels, making it possible for you to buy more with your money.

③ Wider Variety

The World's Largest Store can offer you the finest and largest selection of fencing shown anywhere. No matter what kind of fencing you want Sears-Roebuck can supply it quickly and at lower prices.

④ Freight Rates Very Low

Because we have many convenient distributing points, freight charges are very low. We guarantee to save you money on every shipment after you have paid the freight. These short haul shipments also mean quicker delivery of your fencing.

⑤ Standard Gauge

Our wire is measured by the Standard Wire Gauge used by all of America's leading wire manufacturers. We plainly state the gauge of wire used as well as the weight of the fence. Compare them with what others offer for a check on quality and price.

⑥ Standard Galvanizing

A standard method of galvanizing is followed by practically all wire makers. The wire used in our fencing has been given as heavy and perfect a coating of zinc as possible and still be suitable for fence manufacture. There is no other farm fencing made of the same gauge wire that will out-last it under equal conditions.

⑦ The "Copper Steel Wire" Story

Practically all, if not all, steel fencing wire contains a varying amount of copper. The iron ore as it comes from the ground contains some copper, and this natural copper-content is not removed in the processes which convert the metal into steel wire. Consequently, the wire used in our fencing the same as others contains a certain percentage of copper.

Guarantee

We guarantee our wire fencing to be made of the very best galvanized steel fencing wire obtainable, and every rod to stretch up perfectly and to give complete satisfaction in every respect. If you are not satisfied that our fencing is all that we claim it may be returned at our expense and we will return every cent paid for it including freight charges.

Sears, Roebuck and Co.

Freight Charges Amount to Very Little on Sears Fencing

ESTIMATED FREIGHT CHARGES

Per 100 lbs. on Fencing:	
150 miles	\$0.39
300 miles	.50
500 miles	.79
750 miles	1.05



VICTOR SPECIAL FARM and STOCK FENCE

Here is a real Economical fence. Designed especially to turn horses, cattle and sheep. Makes a splendid low-cost field fence where a close mesh Hog tight fence is not required.

Made with stay wires 18 inches apart and with stay wires 12 inches apart in two weights. No. 12 1/2 which meets all ordinary requirements and No. 11 for those who desire a heavier fence. Illustrations show the 49-inch height,

which has 9 line wires or bars. 45-inch has 8 bars spacing from bottom up, 4 1/2, 5, 5 1/2, 6, 7, 8 and 9 inches apart. The 35-inch height has 6 bars spacing from bottom up as follows: 5 1/2, 6, 7, 8 and 9 inches apart. Shipped in 20 and 30-rod bales from warehouse near Chicago, Ill. Not Prepaid.



Fencing Sold on Easy Payments. See Page 565.

No. 12 1/2 Special Farm and Stock Fence

Top and bottom wires No. 10 gauge. All other wires No. 12 1/2-gauge.

Catalog Number	Height	Stay Spacing	No. Line Wires	Weight per 100 Rods	Price per rod
32HM5017 1/4	35 inches	12 inches	6	500 lbs.	18c
32HM5130 1/4	35 inches	18 inches	6	430 lbs.	16 1/2c
32HM5013 3/4	45 inches	12 inches	8	630 lbs.	22c
32HM5131 3/4	45 inches	18 inches	8	530 lbs.	20c
32HM5019 1/2	49 inches	12 inches	9	690 lbs.	25c
32HM5132 1/2	49 inches	18 inches	9	600 lbs.	22 1/2c

No. 11 Special Farm and Stock Fence

Top and bottom wires No. 9 gauge. All other wires No. 11-gauge.

Catalog Number	Height	Stay Spacing	No. Line Wires	Weight per 100 Rods	Price per rod
32HM5014 1/4	35 inches	12 inches	6	720 lbs.	24c
32HM5177 1/4	35 inches	18 inches	6	590 lbs.	22c
32HM5015 1/2	45 inches	12 inches	8	930 lbs.	31c
32HM5178 1/2	45 inches	18 inches	8	770 lbs.	23 1/2c
32HM5016 1/2	49 inches	12 inches	9	1030 lbs.	34 1/2c
32HM5179 1/2	49 inches	18 inches	9	840 lbs.	31 1/2c

Compare the Quality Prove the Savings Yourself

for BRADLEY CENTENNIAL

VICTOR HINGE-JOINT FARM FENCE

Made in 3 Weights

STANDARD No. 12½

Both top and bottom wires No. 10-gauge, all other wires No. 12½-gauge galvanized steel wire. Very satisfactory where a medium weight stock or general purpose farm fence is required.

HEAVY No. 11

Both top and bottom wires No. 9-gauge; all other wires No. 11-gauge galvanized steel wire. The most popular hog and cattle fence in the principal agricultural sections.

EXTRA HEAVY No. 9

All wires in this fence are No. 9-gauge galvanized steel wires which are heavier than No. 9½-gauge. This is the strongest farm fence made. The very best for permanent enclosures.

FULL GAUGE WIRE

9 ○ 11 ○ 12½ ○

SHIPPING POINTS

Shipments made from stock nearest you at or near Chicago, Ill.; Indianapolis, Ind.; Toledo, Ohio; Pittsburgh, Pa.; Davenport, Ia. or St. Louis, Mo. Not Prepaid.

Tension curve in line wires permits stretching uniformly over uneven or level ground. Allows for any contraction or expansion caused by climatic changes.

Hinge-joint tie assures flexibility. Line or stay wires cannot spread. Longer life and service made possible.

Made of the best rust resisting galvanized fencing wire. Unsurpassed for long life by any other farm fencing of equal gauge and under equal conditions.

Full Gauge Wire

FOR EASY
PAYMENTS
ON FENCING
SEE PAGE
565

18c
And Up
PER ROD

The Most Popular Fence in America

OUR former low prices cut to new low levels—a bold policy to help you reduce farm fencing costs. Unless you want to throw good money away, you cannot afford not to take advantage of these fencing bargains.

Fully 75 per cent of all fencing sold in America today is of this hinge-joint or wrapped stay design. The hinge-joint tie makes spreading of wires impossible and makes a flexible fence that stretches easily, conforms to ground irregularities and remains properly stretched and taut under all conditions of temperature.

Heavily crimped line wires allow for expansion and contraction from heat and cold and

absorbing shocks and strain without injury to fence. *There is no better quality hinge joint fencing than our VICTOR.* Every foot guaranteed to equal, if not outlast, the life of any other farm fencing of the same gauge and when used under the same conditions.

Furnished in 6 or 12-inch stay spacing. The 26 and 32-inch heights are used extensively for sheep and hogs and with two or three strands of barbed wire added, these heights make a fine low priced general stock and field fence. For hog-tight fence be sure to order fencing with 6-inch stays. *Shipped in 20 and 30-rod bales from shipping points shown.*

BUY NOW AT CENTENNIAL PRICES

Kind and Height of Fencing		Catalog Number	Stays Spaced	Weight, 100 Rods	Price, per Rod
7 Bar 26 Inch Hog and Sheep Fence	STANDARD No. 12½	32HM5125½	12 inches	510 lbs.	18c
	STANDARD No. 12½	32HM5130½	6 inches	640 lbs.	24c
	HEAVY No. 11	32HM5000½	12 inches	720 lbs.	25c
	HEAVY No. 11	32HM5005½	6 inches	920 lbs.	33c
8 Bar 32 Inch Hog and Sheep Fence	EXTRA HEAVY No. 9	32HM5040½	12 inches	1010 lbs.	33c
	EXTRA HEAVY No. 9	32HM5045½	6 inches	1330 lbs.	46c
	STANDARD No. 12½	32HM5126½	12 inches	580 lbs.	20½c
	STANDARD No. 12½	32HM5131½	6 inches	740 lbs.	27c
9 Bar 39 Inch Stock and Field Fence	HEAVY No. 11	32HM5001½	12 inches	830 lbs.	29c
	HEAVY No. 11	32HM5006½	6 inches	1070 lbs.	38c
	EXTRA HEAVY No. 9	32HM5041½	12 inches	1180 lbs.	38½c
	EXTRA HEAVY No. 9	32HM5046½	6 inches	1560 lbs.	54c
10 Bar 47 Inch Stock and Field Fence	STANDARD No. 12½	32HM5127½	12 inches	660 lbs.	23c
	STANDARD No. 12½	32HM5132½	6 inches	840 lbs.	31c
	HEAVY No. 11	32HM5002½	12 inches	940 lbs.	32c
	HEAVY No. 11	32HM5007½	6 inches	1230 lbs.	44c
11 Bar 55 Inch Stock and Field Fence	EXTRA HEAVY No. 9	32HM5042½	12 inches	1350 lbs.	43½c
	EXTRA HEAVY No. 9	32HM5047½	6 inches	1810 lbs.	63c
	STANDARD No. 12½	32HM5128½	12 inches	730 lbs.	26c
	STANDARD No. 12½	32HM5133½	6 inches	950 lbs.	35c
EXTRA HEAVY No. 9	HEAVY No. 11	32HM5003½	12 inches	1060 lbs.	36c
	HEAVY No. 11	32HM5008½	6 inches	1400 lbs.	50c
	EXTRA HEAVY No. 9	32HM5043½	12 inches	1530 lbs.	50c
	EXTRA HEAVY No. 9	32HM5048½	6 inches	2080 lbs.	71c
EXTRA HEAVY No. 9	STANDARD No. 12½	32HM5129½	12 inches	820 lbs.	29c
	STANDARD No. 12½	32HM5134½	6 inches	1080 lbs.	40c
	HEAVY No. 11	32HM5004½	12 inches	1180 lbs.	40c
	HEAVY No. 11	32HM5009½	6 inches	1580 lbs.	56c
EXTRA HEAVY No. 9	EXTRA HEAVY No. 9	32HM5044½	12 inches	1710 lbs.	56c
	EXTRA HEAVY No. 9	32HM5049½	6 inches	2330 lbs.	82c

We Guarantee to Satisfy You and Save You Money

X-L-ALL TWIST JOINT FARM FENCING

11c And Up PER ROD

- Continuous weave twist joint design.
- Strain equally divided among all wires.
- Made of heavily galvanized steel wire.
- Furnished in two weights.
- Stays spaced 6 or 12 inches apart.

Former low prices reduced! Now cut your fencing costs. Look at these prices. Prove for yourself the saving. The X-L-ALL design makes a very economical and effective stock and farm fence and for this reason has always been a favorite. The X-L-All interlocked stay has a distinct advantage over other construction as no tie wires are required,

reducing the cost of manufacture. This saving reflects to the benefit of the purchaser in the low prices we name.

The X-L-ALL tie firmly interlocks line and stay wires together into a strongly woven fabric preventing spreading of wires no matter how severe the usage. All strain equally divided over the entire fence. Stretches straight and rigid regardless of ground irregularities. The 20, 26 and 33-inch heights are extensively used for hogs and sheep. Also with two or three strands of barbed wire, stretched at the top, these heights make a good low price general stock and field fence. For hogtight fence be sure to order the 6-inch stay fencing. Shipped in 20 and 30-rod bales.

No. 10 12 1/2 Sizes of Wire No. 11 14 1/2

X-L-ALL Twist Joint No. 14 1/2 Farm Fencing
Meets all ordinary requirements. Both top and bottom wires, No. 11-gauge; all other wires No. 14 1/2-gauge galvanized steel wire. Shipped from factory near Indianapolis, Ind. Not Prepaid.

X-L-ALL Twist Joint No. 12 1/2 Farm Fencing
Fits the need for those who require a heavier farm and stock fence. Both top and bottom wires are of No. 10-gauge, all other wires of No. 12 1/2-gauge galvanized steel wire. Shipped from factory near Indianapolis, Ind. Not Prepaid.

Catalog Number	Height, Inches	Stays Spaced, Inches	No. Line Wires	Wt., Lbs. 100 Rods	Price, Per Rod
32HM5308 1/2	20	12	6	286	11c
32HM5307 1/2	20	6	6	338	13 1/2 c
32HM5307 1/2	26	12	7	322	13c
32HM5310 1/2	26	6	7	386	15 1/2 c
32HM5309 1/2	33	6	8	438	18 1/2 c
32HM5311 1/2	41	6	6	508	21c
32HM5313 1/2	41	6	10	570	23c
32HM5315 1/2	50	6	10	570	23c

Catalog Number	Height, Inches	Stays Spaced	No. Line Wires	Weight, 100 Rods	Price Per Rod
32HM5290 1/2	26	12 inch	7	470 lbs.	16 1/2 c
32HM5291 1/2	26	6 inch	7	587 lbs.	21c
32HM5292 1/2	33	12 inch	8	536 lbs.	19c
32HM5293 1/2	33	6 inch	8	683 lbs.	25 1/2 c
32HM5295 1/2	41	6 inch	9	774 lbs.	28c
32HM5297 1/2	50	6 inch	10	881 lbs.	31 1/2 c

See Page 565, for Easy Payments on Fencing

PRICED SPECIAL

for BRADLEY CENTENNIAL

VICTOR Hinge Joint Hog Fence

- Hogtight.
- Barbed bottom wire.
- Closely spaced line wires.
- Stays spaced 6 inches apart.
- Barbed wire at bottom keeps hogs from rooting under.
- Hinge joint design.
- Furnished in two weights.

Sears bigger values and bigger savings help cut your fencing costs. The closely spaced line wires, spaced 3 inches at the bottom and gradually widening to 6 inches at the top, with stays spaced 6 inches apart, makes this fencing of so small a mesh that even the smallest pig cannot squeeze through; also makes a splendid farm fencing by stretching several lines of barbed wire at the top. No. 14 1/2-gauge meets ordinary requirements and No. 13-gauge for those who require a heavier fence. Shipped in 20 and 30-rod bales. We do not cut bales. Shipped from factory near Indianapolis, Ind., Chicago, Ill., or Davenport, Iowa. Not Prepaid.

Sizes of Wire

No. 10 No. 13
No. 11 No. 14 1/2

Victor No. 14 1/2 Hog Fence. Top wire No. 11, intermediate wires No. 14 1/2-gauge galvanized steel wire. Bottom wire of Special Barbed Wire.

Catalog Number	Height	No. Line Wires	Wt., 100 Rods	Price per Rod
32HM5175 1/2	26 inches	7	435 pounds	18 1/2 c
32HM5176 1/2	32 inches	8	490 pounds	22c

Victor No. 13 Hog Fence. Top wire No. 10, intermediate wires No. 13-gauge galvanized steel wire. Bottom wire of Special Barbed Wire.

Catalog Number	Height	No. Line Wires	Wt., 100 Rods	Price per Rod
32HM5024 1/2	26 inches	7	560 pounds	23c
32HM5025 1/2	32 inches	8	650 pounds	26 1/2 c

X-L-ALL Hog Fence With Barbed Bottom Wire

- Barbed bottom wire.
- Hogtight.
- Closely spaced line wires.
- Stays spaced 6 inches apart.
- Twist Joint Design.
- Furnished in two weights.

Compare our low prices. Prove for yourself the quality and savings.

A practical low priced hog-tight fencing with barbed bottom wire. The line wires being spaced 3 inches apart at the bottom and gradually widening to 7 inches apart at the top, make an ideal close mesh hog fencing. Stays spaced 6 inches apart. The X-L-ALL tie firmly interlocks the line and stay wires into a strongly woven fabric, preventing spreading of wires. Furnished in two weights. No. 14 1/2-gauge which will meet all ordinary requirements and No. 13-gauge for those who require a heavier fence.

Shipped in 20 and 30-rod bales from warehouse near Chicago, Ill., or factory near INDIANAPOLIS, IND. Not Prepaid.

No. 10 Sizes of Wire No. 13
No. 11 Wire No. 14 1/2

X-L-ALL No. 14 1/2 Hog Fence

Top line wires are No. 11-gauge; intermediate wires No. 14 1/2-gauge Galvanized Steel Wire. Bottom of Special Galvanized Barbed Wire.

Catalog Number	Ht., In.	Wt., Lbs. 100 Rods	Price, Per Rod
32HM5203 1/2	26	390	16c
32HM5205 1/2	33	450	19 1/2 c

X-L-ALL No. 13 Hog Fence

Top line wires are No. 10-gauge, intermediate wires are No. 13-gauge galvanized steel wire. Bottom of special galvanized barbed wire.

Catalog Number	Height, Inches	Wt., Lbs. 100 Rods	Price, Per Rod
32HM5260 1/2	26	540	20 1/2 c
32HM5261 1/2	33	630	24 1/2 c

CHAMPION Stiff Stay Farm Fence

- Heavy Duty Stiff Stay Farm and Stock Fence.
- Will not Slip or Sag.
- "S" or Staple Tie.
- Stay wires spaced 6 or 12 inches apart.
- Furnished in two weights.

More big money savings here for you in a stiff stay fence. Many fence builders prefer the stiff stay fence. For an all around serviceable heavy duty farm and stock fence with the stiff stay features you'll find nothing better. The "S" tie firmly grips the wires so they cannot slip or sag. Heavy one-piece stiff stays spaced 6 or 12 inches apart give a rigid fence that stands straight and requires the minimum number of posts. Heavily crimped line wires between stays compensate for expansion and allow fence to conform to irregularities of the ground. For hog-tight fence, be sure to order fencing with 6-inch stays. Shipped in 20 and 30-rod bales, from factory near Indianapolis, Ind. Send orders to Chicago, Ill. Not Prepaid.

ESTIMATED FREIGHT CHARGES per 100 lbs. on fencing: 150 miles, 39c; 300 miles, 59c; 500 miles, 79c; 750 miles, \$1.05.



No. 9 Sizes of Wire No. 11

Champion No. 11 Stiff Stay Heavy Farm Fence
Top and bottom wires are No. 9-gauge, intermediate and stay wires are No. 11-gauge galvanized steel wire.

Ht. Inch	Cat. No.	Stays Spaced	Number Line Wires	Wt. Lbs. 100 Rods	Price, Per Rod
26	32HM5160 1/2	12 in.	7	710	23 1/2 c
26	32HM5165 1/2	6 in.	7	910	32c
32	32HM5161 1/2	12 in.	8	810	27 1/2 c
32	32HM5166 1/2	in.	8	1050	37c
39	32HM5162 1/2	12 in.	9	920	31c
39	32HM5167 1/2	6 in.	9	1220	42c
47	32HM5163 1/2	12 in.	10	1040	35c
47	32HM5168 1/2	6 in.	10	1380	47 1/2 c
56	32HM5164 1/2	12 in.	11	1150	39 1/2 c
56	32HM5169 1/2	6 in.	11	1540	54c

Champion No. 9 Stiff Stay Extra Heavy Farm Fence

All wires are No. 9-gauge galvanized steel wire.

Ht. Inch	Cat. No.	Stays Spaced	Number Line Wires	Wt. Lbs. 100 Rods	Price, Per Rod
26	32HM5145 1/2	12 in.	7	1300	31 1/2 c
26	32HM5146 1/2	6 in.	7	1590	45 1/2 c
32	32HM5142 1/2	12 in.	8	1150	32c
32	32HM5143 1/2	6 in.	8	1530	53c
39	32HM5144 1/2	12 in.	9	1320	42c
39	32HM5147 1/2	6 in.	9	1770	62c
47	32HM5148 1/2	12 in.	10	1500	48c
47	32HM5149 1/2	6 in.	10	2030	69c
56	32HM5144 1/2	12 in.	11	1680	55c
56	32HM5149 1/2	6 in.	11	2300	79c

CHAMPION No. 12 Alternating Stiff Stay Farm Fence

A two-in-one fence that really saves you money. A general all purpose fencing that does everything required of an all 6-inch stay fence, yet costs no more than many 12-inch stay fences. It combines the economy of close 6-inch spacing for hogs and sheep with all the advantages of a full height woven fence for horses and cattle. For the first 7 wires from the bottom or 26 inches high, stay wires are spaced 6 inches apart. At this point every other stay is cut off, making stay wires 12 inches apart for upper part of fence. The short stay wires extend slightly above line wires, acting as barbs. Shipped in 20 and 30-rod bales from factory near INDIANAPOLIS, IND. Not Prepaid.

Both top and bottom wires No. 9-gauge; all other wires No. 12-gauge galvanized steel wire.

No. 9 Sizes of Wire No. 12

Catalog Number	Height, Inches	No. Line Wires	Weight, 100 Rods	Per Rod
32HM5093 1/2	47	10	1038 lbs.	37c

2-POINT NO. 14
LAST YEAR
~~\$1.93~~

2-POINT NO. 14
NOW
\$1.59
And Up
PER SPOOL

4-POINT NO. 12½
LAST YEAR
~~\$2.85~~

4-POINT NO. 12½
NOW
\$2.28
And Up
PER SPOOL

• 1832 • 1932 •

SPECIAL

for BRADLEY CENTENNIAL

High-Grade Barbed Wire

For the Bradley Centennial, Sears offer these extra-special values in Barbed Wire. THESE Savings possible only because of Sears enormous purchasing power. Every spool contains full 80-rods, first quality, evenly wound. No shorts, no seconds or rejects. Barbs are sharp-pointed, double twisted around cable wire and uniformly spaced about 3 inches apart on 2-point hog wire and 5 inches apart on 2-point cattle wire; 4 inches apart on 4-point hog wire and 6 inches apart on 4-point cattle wire.

Compactly Wound on Wire Spools

Wire spools do not break or come apart like wooden spools and keep the wire in better shape.

The No. 14-gauge light weight wire will, in many instances, serve the purpose fully as well as the heavier No. 12½-gauge wire. Shipped from Chicago Ill., St. Louis, Mo., or Davenport, Ia. Not Prepaid.

		Wt., Per Spool	Price Per 80-Rod Spool at Chicago, Ill.	Price Per 80-Rod Spool at Davenport, Ia. or St. Louis, Mo.
32HM5411½	14-gauge, 2-point galvanized cattle	53 lbs.	\$1.59	\$1.69
32HM5413	14-gauge, 2-point galvanized hog	56 lbs.	1.69	1.79
32HM5405½	12½-gauge, 2-point galvanized cattle	79 lbs.	1.12	1.27
32HM5404	12½-gauge, 2-point galvanized hog	85 lbs.	1.27	1.42
32HM5407½	12½-gauge, 4-point galvanized cattle	85 lbs.	1.42	1.57
32HM5406	12½-gauge, 4-point galvanized hog	92 lbs.	1.57	1.72



SAGLESS WOOD FARM GATES

\$4.25 Strong sturdy construction, very practical and neat appearing. Braced to prevent sagging, warping and twisting. Top and bottom boards 6 inches wide, other boards 4 inches wide. **The 10 and 12-foot gates have three braces only.** All sizes, 52 inches high. Shipped, complete for wood posts, from factory near Chicago, Ill. Not Prepaid.

32HM5335¼—Sagless Wood Gates.


Width, feet.....	10	12	14	16
Weight, lbs.....	90	100	110	115
Each.....	\$4.25	\$4.60	\$4.95	\$5.40

\$1.98 **Gate Steels Only**
For Making Your Own Sagless Wood Gates
Set includes four pairs angle steel uprights, angle steel brace, complete hinges and bolts, everything necessary to make a complete gate excepting boards. Makes gates any length and 52 inches in height. Not Prepaid.

32HC5338¼—Gate Steels complete. **\$1.98**
Wt., 40 lbs. Not Prepaid.

New Self-Raising Farm Gates

Sears new Self-Raising Gate raises itself automatically nearly 18 inches when latch is released and swings freely in that position. Ideal for sorting small stock, separating for feeding, clearing snow drifts, etc. Hog and chicken proof.



Frame is of high carbon 1½-inch steel tubing—heavily galvanized. Wire is of extra-heavy No. 9-gauge Champion galvanized farm fencing with a strand of barbed wire across the top. Cross wires only 6 inches apart. Strong, steel upright tubes brace the gate securely, making it very rigid—will not bend, buckle or twist. Latch holds gate firmly until released. Automatic self-raising device will last the life of the gate. Furnished with heavy screw bolt hinges and latch for wood posts. Can furnish hinges and latch for round or angle steel end and corner posts for 50c extra. State which is wanted. Shipped from factory near Indianapolis, Ind. Not Prepaid.

\$7.10 And Up

Width	Weight	Each
10 Feet	78 lbs.	\$7.10
12 Feet	83 lbs.	7.85
14 Feet	98 lbs.	8.60
16 Feet	109 lbs.	9.10

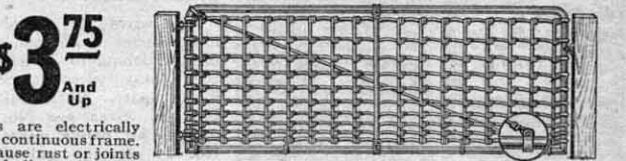
Poultry Walk Gate
A New and Heavier Gate
Galvanized Frame 1½-inch outside diameter steel tubing, corners welded together. Filled with No. 12½ heavy Victor poultry fencing. Hinges and latch for wood posts included. Can furnish hinges and latch for round or angle end, gate or corner posts for 50c extra. Be sure to state which is wanted. Shipped from Indiana factory, Chicago, Ill., or Davenport, Ia. Not Prepaid.

32HM5324¼—State height. Width is distance between posts.

Width	Height	Weight	Each
3 feet	42 inches	17 Pounds	\$1.85
3½ feet	48 inches	20 Pounds	2.15
3¾ feet	60 inches	23 Pounds	2.25
3½ feet	72 inches	25 Pounds	2.40

Galvanized Steel Frame Gates


Built to stand up under the hardest kind of wear and strain. Nothing better in gate construction. Made of strong steel tubing heavily galvanized. Ends are electrically welded together forming a continuous frame. No cracks or clamps to cause rust or joints to loosen. Lower end of diagonal brace fitted with a special non-slip collar, can be easily adjusted to prevent gate from sagging or twisting out of shape. Gates are filled with Victor Hinge Joint Farm Fencing, having stays spaced 6 inches apart. All sizes are 4½ feet high.



\$3.75 And Up

Width Feet	Indiana Factory	Davenport, Iowa	Width Feet	Wt., Lbs.	Indiana Factory	Davenport, Iowa	Width Feet	Wt., Lbs.	Indiana Factory	Davenport, Iowa
10	\$3.75	\$3.95	10	65	\$5.20	\$5.40	10	65	\$6.60	\$6.90
12	4.25	4.45	12	60	5.70	5.90	12	73	7.65	8.00
14	4.75	4.95	14	70	6.45	6.70	14	85	8.70	9.05
							16	93	9.30	9.65

ESTIMATED FREIGHT CHARGES per 100 lbs. on Barb Wire: 150 miles, 35c; 300 miles, 46c; 500 miles, 76c; 750 miles, \$1.03. Gates: 150 miles, 48c; 300 miles, 62c; 500 miles, 98c; 750 miles, \$1.31.



LAST YEAR
24¢
NOW
20¢ And Up
PER ROD

FENCING

for BRADLEY

VICTOR Hinge-Joint Poultry Fence

With VERY CLOSE MESH for Turning Chicks

NOW is the time to buy. Never before have Sears offered such money-saving fence bargains. Here's a hinge-joint fence unsurpassed for turning small chicks. Also extensively used for orchards and gardens. Built to the highest standards of quality. Our enormous volume, and our method of selling makes possible these exceptionally low prices. No. 17 Fence meets all ordinary requirements. No. 15 $\frac{1}{2}$ Fence is heavier and more durable. Stay wires spaced 6 inches apart. Closely spaced line wires, only 1-inch apart at bottom, give a close meshed fence that keeps in the smallest chicks. Stretches easily, stays firm and erect, and needs no top or bottom board to support it.

Furnished in 10 and 20-rod bales. Shipped from CHICAGO, ILL., or warehouse near DAVENPORT, IOWA, ST. LOUIS, MO., TOLEDO, OHIO, INDIANAPOLIS, IND. or PITTSBURGH, PA., whichever is nearest you to save you freight.

Sizes of Wire No. 12 $\frac{1}{2}$ No. 15 $\frac{1}{2}$ No. 17

VICTOR No. 17 Poultry Fence
Both top and bottom wires No. 15 $\frac{1}{2}$ -gauge; all other wires No. 17-gauge galvanized steel wire.

Catalog Number	Ht., In.	No. Line Wires	Weight, 100 Rods	Price, per Rod
32HM5051 $\frac{1}{2}$	36	17	380 lbs.	20c
32HM5052 $\frac{1}{2}$	48	20	450 lbs.	25c
32HM5053 $\frac{1}{2}$	60	23	520 lbs.	29c
32HM5054 $\frac{1}{2}$	72	26	600 lbs.	34c

VICTOR No. 15 $\frac{1}{2}$ Poultry Fence
Both top and bottom wires No. 12 $\frac{1}{2}$ -gauge; all other wires No. 15 $\frac{1}{2}$ -gauge galvanized steel wire.

Catalog Number	Ht., In.	No. Line Wires	Weight, 100 Rods	Price, per Rod
32HM5070 $\frac{1}{2}$	36	17	580 lbs.	30 $\frac{1}{2}$ c
32HM5071 $\frac{1}{2}$	48	20	710 lbs.	37c
32HM5072 $\frac{1}{2}$	60	23	820 lbs.	43c
32HM5073 $\frac{1}{2}$	72	26	950 lbs.	49c

VICTOR No. 14 $\frac{1}{2}$ A Heavy Poultry and Garden Fence

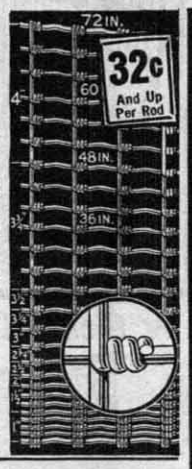
Where a very close mesh, long lasting fence is desired, you will find nothing better. Makes an ideal fence for gardens and orchards.

Stay wires spaced 6 inches apart. Furnished in 10 and 20-rod bales only. Shipped from Chicago, Illinois, Davenport, Iowa, St. Louis, Missouri or warehouse near Pittsburgh, Pennsylvania. Not Prepaid.

No. 11 Sizes of Wire No. 14 $\frac{1}{2}$

Both top and bottom wires No. 11-gauge; all other wires No. 14 $\frac{1}{2}$ -gauge galvanized steel wire.

Catalog Number	Ht., In.	No. Line Wires	Weight, 100 Rods	Price, per Rod
32HM5185 $\frac{1}{2}$	36	17	770 lbs.	32c
32HM5186 $\frac{1}{2}$	48	20	950 lbs.	40c
32HM5187 $\frac{1}{2}$	60	23	1090 lbs.	45 $\frac{1}{2}$ c
32HM5188 $\frac{1}{2}$	72	26	1270 lbs.	53c



VICTOR Hinge-Joint Poultry, Garden and Stock Fence

This fence is very similar to our No. 14 $\frac{1}{2}$ B Heavy Poultry and Garden Fence, below at left, except in the number of line wires and their spacing.

Furnished in two weights. The No. 14 $\frac{1}{2}$ makes a splendid poultry, garden or orchard fence and is priced exceptionally low. The No. 12 $\frac{1}{2}$ is the heaviest any size of poultry and is heavy enough to turn large animals. Makes an excellent roadside fence.

Line wires spaced from 1 $\frac{1}{2}$ inches to 6 inches. Stays spaced 6 inches apart. Stretches straight and remains rigid. Sold only in 10 and 20-rod bales. Shipped from warehouse near Chicago, Ill. Not Prepaid.

VICTOR No. 14 $\frac{1}{2}$ C Poultry and Garden Fence

Both top and bottom wires both No. 11-gauge. All other wires No. 14 $\frac{1}{2}$ galvanized steel wire.

Catalog Number	Height Inches	No. Line Wires	Wt., Lbs. 100 Rods	Price, per Rod
32HM5026 $\frac{1}{2}$	36	13	620	28 $\frac{1}{2}$ c
32HM5027 $\frac{1}{2}$	48	15	730	35 $\frac{1}{2}$ c
32HM5028 $\frac{1}{2}$	60	17	850	40c
32HM5029 $\frac{1}{2}$	72	19	940	46c

VICTOR No. 12 $\frac{1}{2}$ Heavy Poultry and Stock Fence

Both top and bottom wires No. 10-gauge; all other wires No. 12 $\frac{1}{2}$ -gauge galvanized steel wire.

Catalog Number	Height Inches	No. Line Wires	Wt., Lbs. 100 Rods	Price, per Rod
32HM5075 $\frac{1}{2}$	36	13	1020	43c
32HM5076 $\frac{1}{2}$	48	15	1210	50c
32HM5077 $\frac{1}{2}$	60	17	1400	59c
32HM5078 $\frac{1}{2}$	72	19	1580	70c



VICTOR No. 14 $\frac{1}{2}$ B Heavy Poultry, Garden and Orchard Fence

A strong, close-meshed combination Poultry, Garden or Orchard fence. Recommended for those who require a heavy, close-mesh, strong, long-lived fence. This fence is sturdy enough to be used as a medium-weight stock fence.


Line wires are spaced 1 $\frac{1}{2}$ inches apart at bottom, gradually widening to 5 inches at top. Stay wires spaced 6 inches apart. Both top and bottom wires are No. 11-gauge; all other wires are No. 14 $\frac{1}{2}$ -gauge galvanized steel wire. Shipped in 10 and 20-rod rolls from Chicago, Ill., or warehouse near

Davenport, Iowa, St. Louis, Mo., Indianapolis, Ind., Toledo, Ohio or Pittsburgh, Pa., Not Prepaid.

Sizes of Wire No. 11 No. 14 $\frac{1}{2}$

Both top and bottom wires are No. 11-gauge; all other wires are No. 14 $\frac{1}{2}$ -gauge galvanized steel wire.

Catalog Number	Height	No. Line Wires	Weight, 100 Rods	Price per Rod
32HM5030 $\frac{1}{2}$	35 inches	16	720 pounds	30 $\frac{1}{2}$ c
32HM5031 $\frac{1}{2}$	48 inches	19	870 pounds	38 $\frac{1}{2}$ c
32HM5032 $\frac{1}{2}$	58 inches	21	980 pounds	43c



X-L-ALL General Purpose Poultry and Farm Fence

A real economical general purpose fence, the biggest selling fence of its kind. This construction requires no tie wires and this saving is reflected in our low price. Will stretch up perfectly regardless of irregularities of ground, strain equally distributed over all wires. A splendid fence for poultry and garden, also makes a close mesh stock and farm fence. Stay wires spaced six inches apart. Line wires spaced 1 $\frac{1}{2}$ inches apart at bottom gradually widening to 5 inches at top. Furnished in 10 and 20-rod rolls. Not Prepaid.

11 Sizes of 12 Wire 13

X-L-ALL No. 14 $\frac{1}{2}$ Heavy Poultry, Garden or Farm Fence

Top wire No. 11-gauge, intermediate wires No. 14 $\frac{1}{2}$ -gauge, bottom wire No. 12-gauge galvanized steel wire.

Catalog Number	Ht., In.	No. Line Wires	Wt., Lbs. 100Rds.	Per Rod at Factory Near Indianapolis
32HM5255 $\frac{1}{2}$	34	15	620	27c
32HM5256 $\frac{1}{2}$	48	18	750	31c
32HM5257 $\frac{1}{2}$	58	20	840	35c

X-L-ALL No. 13 Extra Heavy Poultry, Garden or Farm Fence

Top and bottom wires are No. 11-gauge, all other wires No. 13-gauge galvanized steel wire.

Catalog Number	Ht., In.	No. Line Wires	Wt., Lbs. 100Rds.	Per Rod at Factory near Ind.
32HM5258 $\frac{1}{2}$	48	18	1020	40c
32HM5259 $\frac{1}{2}$	58	20	1150	45c

ESTIMATED FREIGHT RATES on Fencing, per 100 lbs.: 150 miles, 39c; 300 miles, 50c; 500 miles, 79c; 750 miles, \$1.05. See Page 565 for Easy Terms on Fencing

REDUCED CENTENNIAL


LAST YEAR
85¢
NOW
68¢ And Up
PER ROLL

Diamond Mesh Poultry Netting Lowest Prices in America—Quality Considered

Sears save you money on Diamond Mesh Poultry Netting. Rock bottom, Centennial Prices—the lowest in years. Greater savings for you, possible only because of Sears enormous purchasing power.

For poultry yards, tennis courts, gardens, stucco work, etc. The netting, galvanized before weaving, is very serviceable and will meet all ordinary requirements. Wherever destructive climatic conditions have to be met, we recommend netting galvanized after weaving, as this process makes it more rust resisting, rigid and durable. Sold only in 150-foot rolls. Shipped from Chicago, Ill. Not Prepaid.


Galvanized Before Weaving						Galvanized After Weaving					
32HM6041 1/4			32HM6043 1/4			32HM6040 1/4			32HM6042 1/4		
2-Inch Mesh, No. 19-Gauge Wire			1-Inch Mesh, No. 20-Gauge Wire			2-Inch Mesh, No. 19-Gauge Wire			1-Inch Mesh, No. 20-Gauge Wire		
Ht., In.	Wt., 150-Ft. Roll	Price Per Roll	Ht., In.	Wt., 150-Ft. Roll	Price Per Roll	Ht., In.	Wt., 150-Ft. Roll	Price Per Roll	Ht., In.	Wt., 150-Ft. Roll	Price Per Roll
12	13 lbs.	\$0.68	12	16 lbs.	\$1.35	12	14 lbs.	\$0.75	12	19 lbs.	\$1.48
18	18 lbs.	1.08	18	23 lbs.	2.13	18	19 lbs.	1.18	18	28 lbs.	2.34
24	22 lbs.	1.39	24	29 lbs.	2.70	24	24 lbs.	1.52	24	35 lbs.	2.96
30	27 lbs.	1.66	30	36 lbs.	3.25	30	29 lbs.	1.88	30	42 lbs.	3.57
36	31 lbs.	1.89	36	42 lbs.	3.70	36	34 lbs.	2.08	36	50 lbs.	4.05
42	36 lbs.	2.35	42	50 lbs.	4.50	42	39 lbs.	2.28	42	59 lbs.	4.85
48	39 lbs.	2.54	48	56 lbs.	4.95	48	44 lbs.	2.58	48	66 lbs.	5.45
60	48 lbs.	3.15				60	53 lbs.	3.45			
72	58 lbs.	3.78				72	62 lbs.	4.15			



"Strate Line" Poultry Netting In 50 Foot Rolls

Here's a new addition to our poultry netting line. Made like farm fence in that all line wires run parallel the full length of the roll. Non-slipping interlocked joints connect line wires into a strong rigid fabric. Stretches straight between posts without use of top and bottom boards. For poultry yards, tennis courts, stucco work, etc. Put up and sold only in 50-foot rolls. Not Prepaid.

32HM5426 1/4			32HM5424 1/4		
2-Inch Mesh No. 19 Gauge Wire			1-Inch Mesh No. 20 Gauge Wire		
Height, Inches	Wt., 50-Ft. Roll	Price, per Roll	Height, Inches	Wt., 50-Ft. Roll	Price, per Roll
24	7 lbs.	\$0.58	12	6 lbs.	\$0.62
36	11 lbs.	.78	18	8 lbs.	.88
48	14 lbs.	1.05	24	10 lbs.	1.08
60	17 lbs.	1.28	36	14 lbs.	1.48
72	20 lbs.	1.55	48	20 lbs.	1.98



\$2.78
And Up
150-FT. ROLL

ESTIMATED FREIGHT CHARGES per 100 lbs.
on Fencing: 150 miles, 39c; 300 miles, 50c; 500 miles, 79c; 750 miles, \$1.05.

X-L-ALL No. 18 Poultry Fence

Another Low Price triumph for Sears! An old favorite with poultry raisers, this combination fence and poultry netting now at low Centennial prices! Stronger and more serviceable than ordinary poultry netting—yet priced far lower. An excellent lightweight fence for poultry yards, orchards and gardens.

Here are the distinct advantages of the X-L-ALL Interlocked stay:—the intermediate line wires and stay wires are each one continuous length, interlocked so that one will reinforce the other. This permits a continuous weaving process which cuts the manufacturing cost and saves tie wires.

Line and stay wires firmly woven together. Cannot possibly spread, no matter how severely used. Easily erected even over rough or irregular ground. Line wires spaced 1 1/2 inches apart at bottom, gradually widening to 4 1/2 inches at top. Shipped in 10 and 20-rod bales from Chicago, Ill., or factory near Indianapolis, Ind. Both top and bottom wires No. 15 1/2 gauge, all other wires No. 18 gauge galvanized wire. Not Prepaid.

No. 15 1/2 Size of Wires No. 18

Stays Spaced 6 Inches Apart

Catalog Number	Ht., Inch	No. Line Wires	Weight 100 Rods	Price, per Rod, at	
				Factory near Indianapolis, Ind.	Chicago, Ill.
32HM5470 1/4	36	17	260 lbs.	18 1/2c	19 1/2c
32HM5471 1/4	48	20	310 lbs.	20 1/2c	21 1/2c
32HM5472 1/4	60	23	360 lbs.	23 1/2c	24 1/2c
32HM5473 1/4	72	26	410 lbs.	26 1/2c	28c



Stays Spaced 4 1/2 Inches Apart

Catalog Number	Ht., Inch	No. Line Wires	Weight 100 Rods	Price, per Rod, at	
				Indiana Factory	Chicago, Ill.
32HM5463A 1/4	36	17	290 lbs.	19 1/2c	20 1/2c
32HM5463B 1/4	48	20	340 lbs.	21 1/2c	22 1/2c
32HM5463C 1/4	60	23	410 lbs.	25c	26c
32HM5463D 1/4	72	26	460 lbs.	28c	29 1/2c

Heavy Diamond Mesh Netting

Galvanized After Weaving. Nothing better for fur farms, poultry yards, tennis courts or wherever a durable, strong close mesh netting is required. Big saving at our low prices. Use 1/4-inch mesh for mink, 1-inch mesh for muskrat, skunk, rabbits, etc. 1 1/2 and 2-inch mesh for fox, coon and larger animals. Sold in 150-foot rolls. Shipped from factory near Chicago, Not Prepaid.

32HM5467 1/2—2-Inch Mesh, No. 18-Gauge Wire.			32HM5456 1/2—2-Inch Mesh, No. 16-Gauge Wire.		
Ht., Inch	Wt., 150-Ft. Roll	Per 150-Ft. Roll	Ht., Inch	Wt., 150-Ft. Roll	Per 150-Ft. Roll
24	31 lbs.	\$2.78	24	50 lbs.	\$ 4.45
36	42 lbs.	3.80	36	74 lbs.	6.20
48	56 lbs.	4.98	48	100 lbs.	8.25
60	69 lbs.	6.30	60	120 lbs.	10.38
72	82 lbs.	7.60	72	135 lbs.	12.48

32HM5460 1/2—1 1/2-In. Mesh, No. 18-Gauge Wire.			32HM5457 1/2—1 1/2-In. Mesh, No. 16-Gauge Wire.		
Ht., Inch	Wt., 150-Ft. Roll	Per 150-Ft. Roll	Ht., Inch	Wt., 150-Ft. Roll	Per 150-Ft. Roll
24	38 lbs.	\$3.90	24	70 lbs.	\$ 6.29
36	55 lbs.	5.34	36	101 lbs.	8.50
48	70 lbs.	7.15	48	127 lbs.	11.35
60	85 lbs.	8.90	60	160 lbs.	14.23
72	100 lbs.	10.65	72	202 lbs.	17.10

32HM5458 3/4—1-Inch Mesh, No. 18-Gauge Wire.			32HM5453 3/4—1-Inch Mesh, No. 16-Gauge Wire.		
Ht., Inch	Wt., 150-Ft. Roll	Per 150-Ft. Roll	Ht., Inch	Wt., 150-Ft. Roll	Per 150-Ft. Roll
24	55 lbs.	\$5.86	24	96 lbs.	\$ 9.87
36	80 lbs.	7.95	36	141 lbs.	13.60
48	107 lbs.	10.65	48	185 lbs.	17.90
60	132 lbs.	13.35	60	230 lbs.	22.45
72	158 lbs.	16.05	72	272 lbs.	26.75

32HM5459 3/4—3/4-Inch Mesh, No. 18-Gauge Wire.			32HM5469 3/4—2-Inch Mesh, No. 14-Gauge Wire.		
Ht., Inch	Wt., 150-Ft. Roll	Per 150-Ft. Roll	Ht., Inch	Wt., 150-Ft. Roll	Per 150-Ft. Roll
24	80 lbs.	\$9.75	24	84 lbs.	\$ 7.15
36	124 lbs.	13.35	36	128 lbs.	9.26
48	156 lbs.	17.78	48	162 lbs.	12.56
60	188 lbs.	22.30	60	202 lbs.	16.23
			72	236 lbs.	19.50

1832-1932
STEEL FENCE POSTS
 at CENTENNIAL PRICES

NO HOLES



for BRADLEY CENTENNIAL

Last Year
21¹/₂

NOW
17¹/₂
 EACH
 And Up

**DRIVE IN
 LIKE
 A STAKE**

Sears Steel Self-Fastener Posts


- Made of rail Carbon Steel.
- Require no staples, tie wires or fasteners of any kind.
- Lugs spaced 2 inches apart.
- Fit all types fencing and netting.
- Complete with Anchor Plates.
- Furnished painted or galvanized.

Post prices cut to the bone! Right at the start of the fence building season, Sears cut post prices. Now any one can afford the best in fence posts when the cost is so small. Remember, too, the first cost is the last cost. Here is your opportunity to maintain crop rotation and fence in your herds at the lowest cost in years and with the least labor. Sears self-fastener post is the most popular with fence builders. A post that makes fencing easy to erect, also easy to take down if desired. Made of rail carbon steel, the strongest and most durable material for posts.


Sears self-fastener posts require no staples, tie wires, or any other type of fasteners. Simply place wires in protruding lugs and tap with hammer. Lugs easily loosened should you at any time want to change the location of the fence. Lower lugs are reversed so that bottom line wires will not slip out when stretching fence through low places; also preventing hogs from rooting under or lifting fence. Use them everywhere, for orchards, gardens, poultry yards, as well as for all farm fencing purposes.

Furnished either painted with rust resisting paint or heavily galvanized. We recommend that all line posts be set 24 inches in the ground. Complete with anchor plates to improve anchorage.

All painted posts shipped from Chicago, Ill. or warehouse near Indianapolis, Ind., Davenport, Iowa, St. Louis, Mo., Toledo, Ohio or Pittsburgh, Pa., whichever is nearest you to save you freight. Galvanized posts from factory in St. Louis, Mo. Not Prepaid.



Angle Post



T-Post

Self-Fastener Angle Line Posts

32HM5464 1/2 - 1 1/4 x 1 3/4 - Inch Angles.

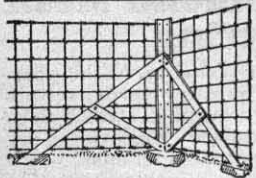
Lgth., Post	Weight Each Post	Price Each	
		Galvanized	Painted
5 ft.	6 1/4 lbs.	25c	17 1/2c
6 ft.	7 1/2 lbs.	30c	22c
6 1/2 ft.	8 lbs.	32 1/2c	23 1/2c
7 ft.	8 1/2 lbs.	35c	25 1/2c
8 ft.	9 1/4 lbs.	39c	28c

Self-Fastener Tee Line Posts

32HM5465 1/2 - 1 1/2 x 1 1/4 - Inch Tee Bars.

Lgth., Post	Weight Each Post	Price Each	
		Galvanized	Painted
5 ft.	7 1/4 lbs.	28c	21c
6 ft.	8 1/2 lbs.	34 1/2c	25 1/2c
6 1/2 ft.	9 1/4 lbs.	37c	27c
7 ft.	9 3/4 lbs.	39 1/2c	30c
8 ft.	11 lbs.	45c	34c

FOR END, GATE AND CORNER POSTS, SEE BELOW



\$1.70
 AND UP
 EACH

Angle Steel End and Corner Posts

Not punched. Just wrap the wires around them. Should set 32 inches or more in ground (depending on ground conditions and weight of fence). End post has one angle brace and crossbar, corner post has two angle braces and crossbars. Not Prepaid.

End Posts

32HM5477 1/4
 Made of 2x2 1/4 - Inch Angles

Lgth. Post	Wt. Ea., Lbs.	Price Each	
		Galvanized	Painted
84 in.	52	\$2.25	\$1.70
92 in.	57	2.80	1.95
108 in.	67	4.35	2.25

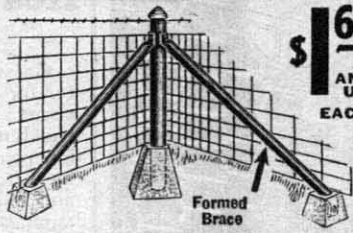
Corner Posts

32HM5478 1/4
 Made of 2x2 1/4 - Inch Angles

Lgth. Post	Wt. Ea., Lbs.	Price Each	
		Galvanized	Painted
84 in.	84	\$3.45	\$2.60
92 in.	89	4.70	2.85
108 in.	105	6.35	3.10

Set of Gate Castings

Consists of two hinge castings and one latch. (Not illustrated.) For use only on our angle corner or end posts. Wt., 6 lbs. **\$5c**
 32HC5479 1/4 - Not Prepaid. **\$5c**



\$1.60
 AND UP
 EACH

Heavy Duty Steel End Gate and Corner Posts

Round 3 1/2 - inch diameter steel tubing. Will keep your fence in perfect alignment. Top sealed with pressed steel cap prevents moisture from entering. Well painted. Complete with bolts and braces. End or gate posts have one brace, corner posts two braces. Shipped from warehouse near Chicago, Ill. Not Prepaid.

End or Gate Posts			Corner Posts		
Lgth. Posts	Wt. Lbs.	Price Each	Lgth. Posts	Wt. Lbs.	Price Each
7-ft.	52	\$1.60	7-ft.	69	\$2.10
8-ft.	57	1.80	8-ft.	74	2.35
9-ft.	62	2.00	9-ft.	79	2.60

Formed Braces for use with wood posts only, same as used with posts shown at the left. Formed to fit wood posts drilled for fastening with lag screws. 2-inch steel tubing. Not Prepaid.

Braces for Wood Posts

32HM5497 1/4

7-foot. Wt., 16 lbs.	50c
8-foot. Wt., 17 lbs.	55c
9-foot. Wt., 19 lbs.	60c
10-foot. Wt., 21 lbs.	65c

Peerless Fence Stretcher



\$5.45

Non-Slip. Made of malleable iron and steel. Long lever gives great power. Shipped complete with 5-ft. hardwood clamps and 8 1/2 - ft. anchor chain. Shipped from CHICAGO, ILL., or factory near INDIANAPOLIS, IND. Not Prepaid.

32HM5387 1/4
 Wt., 48 lbs. **\$5.45**

ESTIMATED
 FREIGHT
 CHARGES
 Per 100 lbs.
 on Steel
 Fence Posts

150 Miles	\$0.35
300 Miles	.46
500 Miles	.76
750 Miles	1.03



Wire Reel and Discharger

Eliminates the disagreeable features of taking down and restringing barbed wire. Wire released by loosening thumb screws. Reel holds about 80 rods of wire. Channel iron hoops spaced 8 inches apart, 36 inches in diameter. Weight, 15 lbs. Not Prepaid.

32HM5414 1/4
 Price, Each **\$1.88**

Steel Post Driver

More effective than hammer or sledge. Drives posts straight. Reduces chances of accidents. Just raise and drop driver. A man or boy can set posts without help. Tube opening 2 1/4 in. diameter. Made of steel. One end weighted. Length, 36 inches. Weight, 13 lbs. Not Prepaid.
 32HC5418 1/4
 Price, Each **\$1.00**



For Easy
 Payments
 See Page
 565



STEEL POSTS

are . . .

**FIREPROOF
ROTPROOF
COST LESS
than WOOD**

V TYPE STEEL POSTS

**Fasteners
Furnished
to Attach
Wire or Fence**



Wire Fits in Groove held securely in place with efficient fasteners

Here's a Centennial Special you should not miss. The "V" type construction makes a very strong and rigid post, preferred by many fence builders. Made of 1 1/4 x 1 1/4 x 3/16-inch rail carbon steel. Reinforced with a heavy 3/8-inch rib which runs the full length of the post. Will not break, bend, twist or buckle. Animals cannot bend them and will stand severe shocks and strains. Seven galvanized wire fasteners included with each post.

The projections on rib are so spaced that any design of fence can easily be fastened. The ground or anchor plates designed to improve anchorage and to prevent shearing or slippage.


Furnished either painted or galvanized at prices shown below. Shipped from factory in Southern Ill. Not Prepaid.

32HM5486 1/2

Total Length of Post	For Fences Up to	Weight Each Post	Price Each	
			Hot Dipped Galvanized	Painted
5 ft.	36 in.	7 1/2 lbs.	29 1/2 c	21 1/2 c
5 1/2 ft.	42 in.	8 lbs.	33 c	23 1/2 c
6 ft.	48 in.	8 1/2 lbs.	36 c	25 1/2 c
6 1/2 ft.	54 in.	9 1/2 lbs.	38 c	27 1/2 c
7 ft.	60 in.	10 lbs.	41 c	30 c
7 1/2 ft.	66 in.	10 1/2 lbs.	43 c	32 c
8 ft.	72 in.	11 1/2 lbs.	46 c	34 1/2 c

EASY MONTHLY PAYMENTS!

If you have not the ready cash take advantage of our liberal Easy Monthly Payment plan. See page 565 for full particulars.



Not Prepaid Punched Line Posts only. Makes climbing over difficult. One piece steel about 17 in. long. Extends about 12 in. over top of post. Can be bolted or riveted on. Bolts not included. Wt., 1 1/2 lbs.

TO DIG!
1832-1932
Who But Sears Offer These SAVINGS
BRADLEY CENTENNIAL

Last Year

19 1/2 c Each

NOW

16 1/2 c Each

And Up

Sears Steel Punched Posts

- Made of rail carbon steel.
- 1/2 x 3/16-inch holes punched 2 inches apart.
- Complete with anchor plates.
- Fits all types of fencing and netting.
- Furnished painted or galvanized.

posts are so low in price and so convenient to set? Steel posts are stronger and neater. Use them everywhere, for orchards, gardens, poultry yards as well as for all farm fencing purposes.

Sears' punched steel posts are made of rail carbon steel, the strongest and most durable material for posts. Have oval shaped holes 1/2 x 3/16-inch punched 2 inches apart so fencing or wire can be fastened with staples or special fasteners. Furnished either painted with rust resisting paint or heavily galvanized. We recommend that all line posts be set 24 inches in the ground. Shipped complete with anchor plates which improve anchorage.

Down go fence post prices celebrating our Bradley Centennial. Here's your opportunity for reducing your fencing costs. Compare quality and prices. No fence is stronger than its posts. You can buy posts that cost a lot more money than at Sears but you cannot buy better quality. Why worry along with wood posts when steel

Painted posts are shipped from Chicago, Ill. or warehouse near Indianapolis, Ind., Davenport, Iowa, St. Louis, Mo., Toledo, Ohio or Pittsburgh, Pa., whichever is nearest you to save you freight. Galvanized posts shipped from St. Louis, Mo. only. Not Prepaid.

Punched Line Posts

Angle Line Posts

Total Length of Post	For Fences Up to	Weight, Each Post	Price Each	
			Galvanized	Painted
5 feet	36 inches	5 1/2 lbs.	24 c	16 1/2 c
6 feet	48 inches	6 1/2 lbs.	29 c	21 c
6 1/2 feet	54 inches	7 lbs.	31 1/2 c	22 1/2 c
7 feet	60 inches	7 1/2 lbs.	34 c	24 1/2 c
8 feet	72 inches	8 1/2 lbs.	38 c	27 c

Angle Post

Heavy Tee Line Posts

Total Length of Post	For Fences Up to	Weight, Each Post	Price Each	
			Galvanized	Painted
5 feet	36 inches	7 lbs.	27 c	20 c
6 feet	48 inches	8 1/2 lbs.	33 1/2 c	24 1/2 c
6 1/2 feet	54 inches	9 lbs.	36 c	26 c
7 feet	60 inches	9 1/2 lbs.	38 1/2 c	29 c
8 feet	72 inches	10 1/2 lbs.	44 c	33 c



See Opposite Page for Prices of End Gate and Corner Posts and Gate Castings



One with each order of punched angle and tee posts. Easy to handle. No

Staple Fastener Furnished Without Extra Charge

other tool needed to clinch staples or wire fasteners.



T Post

Galvanized Fence or Wire Fasteners

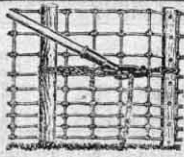
For use with punched angle or tee steel posts. Safer and easier to use than ordinary staples. 1 1/4 inches long. No. 10-gauge galvanized wire. Put up in packages of about 500 fasteners. Weight, 6 pounds.

Not Prepaid.
32HC5358 1/2
Price per package . . . 35c

ESTIMATED FREIGHT CHARGES


Per 100 lbs. on Steel Fence Posts
150 Miles . . . \$0.35
300 Miles46
500 Miles76
750 Miles . . 1.03

For Easy Monthly Payments See Page 565



Lever Fence Stretcher

Favorite for ordinary stretching. Made of very few parts. No ratchets. Wood clamp bars, 5-feet long. Handle or lever not included. Use crowbar or any suitable bar or timber. Shipped with one 7-foot and one 4-foot anchor chain from BRADLEY, ILL., DAVENPORT, IOWA, or CHICAGO. Not Prepaid.
32HC5383 1/4
Wt., 47 lbs. . . . \$4.25



Automatic Wire Fence Stretcher

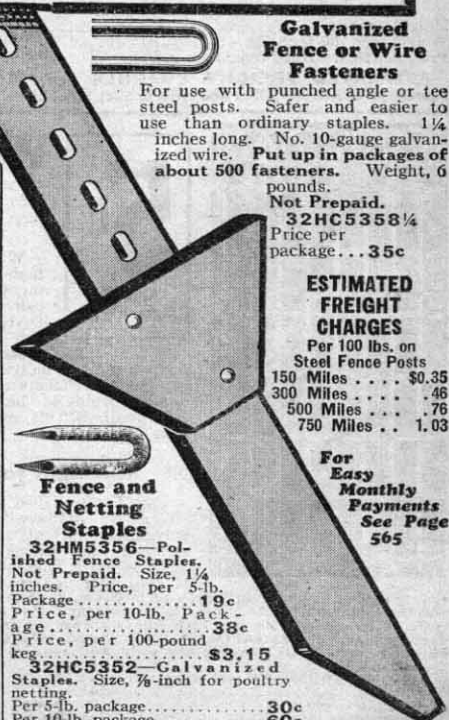
A powerful stretcher. Handles long stretches of heavy fence without bolts. Two malleable iron worm gear jacks, self locking at every point. No back action to handles. Angle steel clamp bars 60 inches long, malleable clamps. Complete with two jacks clamps and stretcher chains with swivel as shown. Single wire stretcher included. Shipped from Mich. Factory. Not Prepaid.
32HM5380 1/2 - With Finishing Tool 9 1/2 lbs. . . \$8.95
32HC5381 1/2 - Single Wire Stretcher and Finishing Tool Only. Wt. 3 1/2 lbs. . . . 68c
For other Wire Stretchers. See Hardware Pages or Index.



Extension Arm for Barbed Wire
Fits 32HM 5475 1/2 and 32 HM 5476 1/2. Not Prepaid Punched Line Posts only. Makes climbing over difficult. One piece steel about 17 in. long. Extends about 12 in. over top of post. Can be bolted or riveted on. Bolts not included. Wt., 1 1/2 lbs.
32HC5419 - For Line Posts. Wt., 1 1/2 lbs. . . . 7c
32HC5420 - For Angle Corner Posts. Wt., 1 1/2 lbs. Each 8c

Ornamental Tops for Steel Posts

Made of iron, easily fastened to top of either angle or tee posts by set screw. Weight, 1/2 lb. Not Prepaid.
32HC5490 - For Angle Line Posts. Each. 19c
32HC5491 - For Tee Line Posts. Each. . . 20c
32HC5492 - For End or Corner Posts. Weight, 1 1/2 pounds. Each. . . 28c



Fence and Netting Staples

32HM5356 - Polished Fence Stapler. Not Prepaid. Size, 1 1/4 inches. Price, per 5-lb. Package 19c
Price, per 10-lb. Package 38c
Price, per 100-pound keg \$3.15
32HC5352 - Galvanized Staples. Size, 3/8-inch for poultry netting.
Per 5-lb. package 30c
Per 10-lb. package 60c

BUY FENCE on EASY TERMS

See Page 565

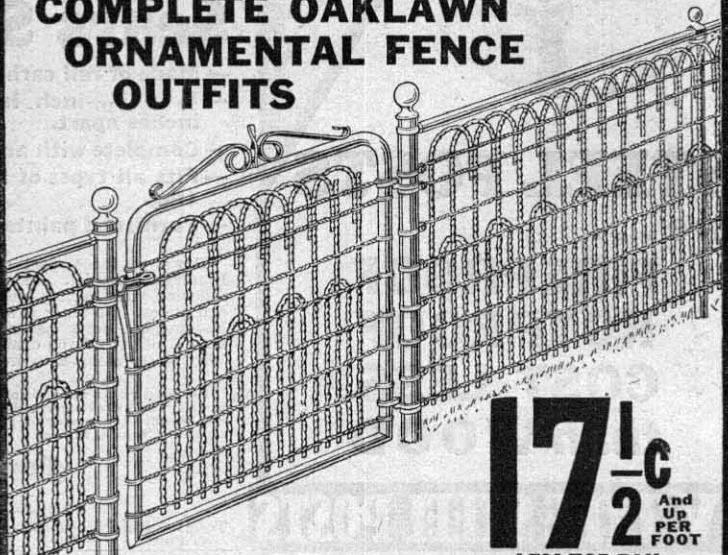
1832

EXTRA BIG VALUES

for BRADLEY



COMPLETE OAKLAWN ORNAMENTAL FENCE OUTFITS



17¹/₂¢
And Up
PER FOOT
LESS TOP RAIL

For BEAUTY and PROTECTION

A popular design at a very low price. Furnished complete with top rail or without. Prices include everything required to erect fence excepting corner, end, gate posts and gates, which must be ordered extra at prices shown.

All necessary line posts are included in the per foot price of fence. The fabric is the Oaklawn design shown at left. The top railing is made of 1 1/4-in. outside diameter pipe. End, corner and gate posts of 2-inch outside diameter pipe. Intermediate posts of 1 1/4-inch outside diameter pipe. Posts should be set in concrete. Can furnish any size gate, either single or double. End, gate and corner posts are furnished with braces when fence without top rail is ordered.

All gates must be measured in with the fence, then add 75c per running foot extra for width of each gate required. When ordering send diagram showing location of gates and corner and end posts. Shipped from factory near Indianapolis, Ind. Not Prepaid.

Catalog Number	Total Height	Wt., per 100 Feet	Per Foot	Add for	
				Each End or Gate Post	Each Corner Post
32HM9535 1/2	36 in.	275 lbs.	17 1/2 c	\$2.10	\$2.70
32HM9536 1/2	42 in.	300 lbs.	19 c	2.25	2.90
32HM9537 1/2	48 in.	325 lbs.	20 c	2.40	3.10

Catalog Number	Total Height	Wt., per 100 Feet	Per Foot	Add for	
				Each End, Gate or Corner Post	Each Corner Post
32HM9510 1/2	36 in.	440 lbs.	23 1/2 c	\$1.50	
32HM9511 1/2	42 in.	465 lbs.	25 c	1.60	
32HM9512 1/2	48 in.	490 lbs.	26 c	1.70	

Outfits have painted rails, posts and gate frames. Can furnish these parts galvanized for 6 1/2 c per running foot for fence and gate and 50c for each corner, end or gate post additional. Shipped from Indiana factory.

OAKLAWN FENCE

Oaklawn Fencing is of rigid construction, closely woven, ornamental and durable, yet inexpensive. Not only does it beautify your property but it assures desired privacy against trespassers crossing your lawns or animals molesting flowers and shrubbery. It stretches easily, firm and erect. Made of the very best galvanized fencing wire available.


8¹/₂¢
And Up
PER FOOT

Stay Wires Closely Crimped

Upright stays are single, No. 9 1/2-gauge galvanized wire, closely crimped their entire length. Double cable wires are made from 13-gauge galvanized wire twisted tightly together and spaced 2 1/2 inches apart at top, balance spaced 6 inches apart. This fence sets a high standard of fence value. You can buy it with confidence, knowing that you are protected by our money-back guarantee. Put up in 50, 75 and 100-foot rolls. Carried in stock for immediate shipment from CHICAGO, ILL., or factory near INDIANAPOLIS, IND. Notice—Special lengths shipped from INDIANA factory only, and require a few days to prepare. Not Prepaid.

32HM5372 1/2—State height wanted.
Height, inches..... 36 42 48
Weight, per 100 feet, lbs..... 155 173 199
Price per foot. Not Prepaid..... 8 1/2 c 9 1/2 c 10 1/2 c

ESTIMATED FREIGHT CHARGES per 100 lbs. on Ornamental Fencing: 150 miles, 39c; 300 miles, 50c; 500 miles, 79c; 750 miles, \$1.05.



5¢
And Up
PER FOOT

WINDSOR Lawn Fence


WINDSOR Fencing is a high-grade, strong, ornamental fence, yet low in price. It differs from our OAKLAWN fencing only in the absence of the extra picket wires. It gives your property true individuality at a very slight investment. Pickets are spaced 3 in. apart, and, if turning of chicks is not an important consideration, this spacing will serve the purpose just as well as our OAKLAWN design.

A Height for Every Need

Can be furnished in heights from 24 to 60 inches. Made with heavy No. 9 1/2-gauge galvanized upright wires which are closely crimped their entire length to assure more solid support. Double cable wires are made of No. 13-gauge galvanized wires, tightly twisted together, and spaced 6 inches apart from top to bottom, except the two top cables which are spaced 2 1/2 inches apart. Put up in 50, 75 and 100-foot rolls. Carried in stock for immediate shipment from CHICAGO, ILL., or factory near INDIANAPOLIS, IND. Special lengths and other heights shipped from INDIANA factory only and require a few days to prepare. Not Prepaid.

32HM5392 1/2—State height wanted.
Height, inches..... 24 30 36 42 48 54 60
Wt., per 100 feet, lbs..... 100 110 120 132 150 166 182
Price per foot..... 5 c 5 1/2 c 6 c 7 c 8 c 9 c 10 c

WALK AND DRIVEWAY GATES



Double Walk or Drive Gate

Same design and construction as Single gates. Price includes double acting hinges and latch for wood posts. If fittings are wanted for 2-inch round steel posts or angle steel posts, add 50c. Prices do not include posts. Width given is distance between posts. 8-foot gate weighs 50 to 65 lbs.; 10-foot, 58 to 75 lbs.; 12-foot from 80 to 95 lbs. Shipped from factory near INDIANAPOLIS, IND. Not Prepaid.

32HM5364 1/2—8-ft. Gate, 3-foot height.....	\$5.25
3 1/2-foot height.....	5.40
4-foot height.....	5.60
32HM5365 1/2—10-ft. Gate, 3-foot height.....	\$5.75
3 1/2-foot height.....	5.95
4-foot height.....	6.15
32HM5366 1/2—12-ft. Gate, 3-foot height.....	\$7.10
3 1/2-foot height.....	7.35
4-foot height.....	7.65

Single Ornamental Walk Gates


Galvanized steel frame is of 1 1/2-inch outside diameter steel tubing, heavily galvanized and filled regular with Windsor Design Ornamental Fencing, but will furnish with Oaklawn Design when ordered with Oaklawn Fencing. Will give years of satisfactory service. Strong double acting hinges for wood posts and automatic spring latch furnished regular. For gates equipped with fittings for our angle steel or 2-inch round steel end, gate or corner posts add 50c to prices shown below. Width given is distance between posts. Shipped from CHICAGO, ILL., or INDIANA factory. Not Prepaid.

32HM5326 1/2—Single Walk Gate With Scroll.

Width	Height	Weight	Price, Each
3 feet	3 feet	22 pounds	\$2.10
3 feet	3 1/2 feet	23 pounds	2.35
3 feet	4 feet	24 pounds	2.50
3 1/2 feet	3 1/2 feet	24 pounds	2.52
3 1/2 feet	4 feet	25 pounds	2.60

EVEN FOR SEARS


CENTENNIAL



GALVANIZED AFTER WEAVING CHAIN LINK Fence Outfits

2-INCH MESH

Hot Dipped Galvanized Posts, Gates, Rails and Fittings



32 1/2c And Up PER FOOT



These complete outfits must be compared only with the very best chain link fence construction. Check the specifications. Remember the full gauge wire fabric is "Galvanized After Weaving." Made from copper bearing steel wire. Posts and fittings are hot-dipped galvanized. Also note that posts are heavier than on ordinary outfits. Makes a beautiful and durable fence. Our prices offer unusual savings.

Furnished With or Without Top Rail

Prices include everything required to erect fence except gates, corner, end and gate posts, which must be ordered extra. All necessary line posts are included in the per foot price of fence. Fabric 2-inch mesh, No. 11-gauge wire. Top railing 1 1/2-inch diameter. Line posts 1 1/2-inch diameter on 36 and 42-inch heights and 2-inch on 48 and 60-inch. End and Corner posts are 2-inch in diameter on 36 and 42-inch heights and 2 1/2-inch on 48 and 60-inch. Gate posts for all heights are 2 1/2-inch in diameter. End, gate and corner posts are furnished with braces, when fence without top rail is ordered. Posts should be set in concrete. For gates see list at right. Be sure to send diagram showing exact location of gates corner and end posts. Shipped from Chicago, Ill. warehouse. Not Prepaid.

Without Top Rail

Catalog Number	Height, Inches	Wt., 100 Ft., Lbs.	Per Foot	Add for Each End Post	Add for Each Gate Post	Add for Each Corner Post
32HM9591 1/2	36	345	32 1/2c	\$4.10	\$4.50	\$5.90
32HM9592 3/4	42	385	37c	4.20	4.80	6.45
32HM9593 3/4	48	470	43c	5.25	5.90	7.60
32HM9594 3/4	60	550	51c	5.90	6.50	8.65

With Top Rail

Catalog Number	Height, Inches	Wt., 100 Ft., Lbs.	Per Foot	Add for Each End Post	Add for Each Gate Post	Add for Each Corner Post
32HM9595 1/2	36	475	49c	\$2.65	\$3.20	\$3.45
32HM9596 3/4	42	515	53c	3.80	4.40	4.65
32HM9597 3/4	48	595	60c	4.80	5.40	5.65
32HM9598 3/4	60	675	68c	4.25	4.85	5.10

2-inch mesh No. 11-gauge fabric makes a very substantial fence and is furnished regular. For those who require an extra heavy fence we can furnish No. 9-gauge fabric instead at 6c per foot more than above prices. Write for prices if you wish a fence higher than 60 inches.

CHAIN LINK Fence Galvanized After Weaving

For the first time we are offering hot dipped "Galvanized after Weaving" Chain Link Fence, made from copper bearing steel wire and at prices lower than "Galvanized before Weaving" Fencing is generally sold for. The "Galvanized after Weaving" process makes possible a much heavier coating of zinc on the wire. Consequently, the wire will withstand rust and corrosion much longer and better than ordinary wire which is galvanized before it is made into fence.

11c And Up PER FOOT

Stay wires are spiral and run continuously from top to bottom, forming an interlocking 2-inch (non-climbable) mesh. Shipped from Chicago, Ill., Warehouse. Not Prepaid.

32HM9580 1/2—Chain Link (11-Gauge Wire) Fencing.

Height, inches	36	42	48	60	72
Wt., per foot, pounds	1 1/2	1 3/4	2	2 1/2	3
Per foot	11c	12 1/2c	14 1/2c	18c	21 1/2c

32HM9585 1/2—Chain Link (9-Gauge Wire) Fencing.

Height, in.	36	42	48	60	72	84	96	108	120
Wt., per foot, lbs.	2 1/8	2 1/8	2 3/8	4	5	5 3/8	7	7 3/8	8
Per foot	15c	17 1/2c	19 1/2c	23 1/2c	28c	32c	36 1/2c	41c	45c


Special Chain Link Gates

1 1/2 inch size frame hot-dipped galvanized. These are real quality gates. Made to match the sturdy chain link fabric. Look better and will give lasting satisfactory service. You will find no better gates anywhere. Will furnish hinges and latch for either wood or 2 1/2-inch diameter round steel posts. State which is wanted. All gates 3 feet wide.

32HM9590 1/2

Height, inches	36	42	48	60
Weight, each, pounds	40	42	45	48
Price, each	\$9.00	\$9.50	\$10.05	\$12.20

FLOWER BED BORDERS



4 1/2c And Up PER FOOT

Our ornamental fencing borders make an excellent protection for your flower beds against chickens, dogs, etc., and at the same time, add beauty to the beds. Construction same as Windsor Lawn Fencing shown on opposite page. Can be erected by simply inserting ends of pickets into the ground.

32HM5393 1/2—Shipped Not Prepaid from factory near Indianapolis, Ind., or Chicago store. Put up in 25-50 and 100-ft. rolls. We do not sell less than full rolls. State height wanted.

Height	Wt., 100 Feet	Price, per Foot
16 inches	65 lbs.	4 1/2c
22 inches	80 lbs.	5c
28 inches	92 lbs.	5 1/2c

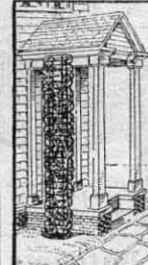
SEND for FREE CATALOG



Write Today for Our New Ornamental Fence Catalog 585H

A complete line of ornamental wire fabric fence and supplies. Also, a large line of steel picket fence outfits not shown in our General Catalog. If you have an ornamental fence need you'll find the requirement listed in this catalog —at Sears at great price savings.

PORCH TRELLIS for CLIMBING VINES



We do not sell less than 10 feet

5 1/2c And Up PER FOOT

More durable and economical than a trellis made of wood. Invaluable for training climbing vines or bushes. Can be used on porches, side of building or any place where a climbing vine is grown. Pickets are No. 10-gauge. Double cable line wires No. 13-gauge galvanized steel wire. Not Prepaid.

32HM5394 1/2

Width, Inches	Weight, per 100 Feet	Price per Foot
18	57 lbs.	5 1/2c
24	68 lbs.	6 1/2c

ESTIMATED FREIGHT CHARGES per 100 lbs. on Ornamental Fencing: 150 miles, 39c; 300 miles, 50c; 500 miles, 79c; 750 miles, \$1.05.

SQUARE MESH GALVANIZED SCREEN

ALSO CALLED HARDWARE CLOTH

Highest quality, full gauge wire. Uniform square mesh heavily galvanized after weaving. Sears low Centennial prices represent real savings.

90¢
And Up
PER ROLL



THERE are hundreds of uses for Hardware Cloth—Such as window guards, tree guards, glass protection, partitions, machinery guards, animal cages, sifters, ventilator coverings, incubator trays, fruit evaporators, rabbit hutches, etc., also for lining corn cribs, storage bins, feeding floors in poultry houses and to make them rat proof—or wherever a tough protective square mesh screen is required. The heavier No. 16 and No. 17-gauge is extensively used for rabbit hutches and poultry houses. Be sure to state height, size mesh and gauge. Not Prepaid.

32HM5423 1/4

Size Mesh	Gauge	Width	Sq. Ft. in 100-Ft. Roll	Weight 100-Ft. Roll	Price, per 25-Ft. Roll	Price, per 50-Ft. Roll	Price, per 100-Ft. Roll
1/2 inch	19	12 inch	100	28 lbs.	\$0.90	\$1.70	\$3.30
1/2 inch	19	18 inch	150	42 lbs.	1.35	2.60	5.05
1/2 inch	19	24 inch	200	57 lbs.	1.80	3.55	7.10
1/2 inch	19	30 inch	250	70 lbs.	2.00	3.98	7.85
1/2 inch	19	36 inch	300	85 lbs.	2.38	4.75	9.30
1/2 inch	21	12 inch	100	29 lbs.	1.00	1.95	3.85
1/2 inch	21	18 inch	150	44 lbs.	1.45	2.80	5.60
1/2 inch	21	24 inch	200	58 lbs.	1.90	3.75	7.50
1/2 inch	21	30 inch	250	73 lbs.	2.25	4.45	8.80
1/2 inch	21	36 inch	300	90 lbs.	2.70	5.35	10.55
1/2 inch	23	24 inch	200	52 lbs.	1.98	3.95	7.75
1/2 inch	23	30 inch	250	65 lbs.	2.45	4.90	9.65
1/2 inch	23	36 inch	300	84 lbs.	2.95	5.90	11.60
3/4 inch	17	30 inch	250	97 lbs.	3.00	6.00	12.20
3/4 inch	16	30 inch	250	105 lbs.	3.30	6.60	13.20
3/4 inch	16	36 inch	300	126 lbs.	3.65	7.30	14.60
3/4 inch	16	30 inch	250	127 lbs.	3.75	7.50	15.00
3/4 inch	16	24 inch	200	124 lbs.	3.50	7.00	14.00
3/4 inch	16	30 inch	250	155 lbs.	9.25	18.50	37.00
3/4 inch	16	36 inch	300	186 lbs.	11.20	22.40	44.80

WILL QUOTE PRICES ON OTHER SIZES ON REQUEST

Ornamental Steel Fence Posts

More Attractive and Will Outlast Wood Posts. Hang your ornamental fence on Sears-Roebuck ornamental steel posts and you will have an attractive, inexpensive fence that will last for years.

Steel posts will outlast several sets of wood posts and save time and labor. Their simple design harmonizes perfectly with any design of lawn fence. Made of first quality steel tubing with attractive top ornament in one piece. Furnished painted or galvanized. The painted posts are covered with high quality black asphalt paint. Shipped from CHICAGO, ILL., or factory near INDIANAPOLIS, IND., Not Prepaid.

Line Posts

32HM5499 1/2—Made of 1 1/2-inch, outside diameter, steel tubing.

Total Length of Post	For Fence Up to	Weight, Each	Painted, Each	Galvanized, Each
5 feet	36 inches	7 lbs.	48c	72c
6 feet	48 inches	8 lbs.	59c	85c
7 feet	60 inches	9 lbs.	70c	96c

End or Gate Posts


32HM5500 1/2—2 Inches Outside Diameter. Complete with one brace.

Total Length of Post	For Fence Up to	Weight, Each	Painted, Each	Galvanized, Each
5 feet	36 inches	19 lbs.	\$1.10	\$1.55
6 feet	48 inches	23 lbs.	1.40	2.00
7 feet	60 inches	23 lbs.	1.40	2.00

Corner Posts

32HM5501 1/2—2 Inches Outside Diam. Complete with 2 braces as illustrated.

Total Length of Post Up to	For Fence Up to	Wt. Lbs. Each	Painted, Each	Galvanized, Each
5 feet	36 in.	25	\$1.65	\$2.30
6 feet	48 in.	27	1.80	2.60
7 feet	60 in.	29	1.95	2.90



Illustrates corner posts with proper installation. For best results, always set in concrete.

Fence Post Ratchets

For corner, end or gate posts, 2-inch outside diam. One is necessary for each line wire on each corner, end or gate post. Each line wire is fastened to a bolt, and when the bolt is turned with a wrench, line wires are stretched to desired tautness. A slotted key fits over bolt to keep wire from loosening or slipping. Galvanized. Not Prepaid.

Catalog No.	Weight, Each	Price Each
32HC5483 1/2—Single ratchet for end or gate posts	1/2 lb.	11c
32HC5484 1/2—Two-way ratchet for corner post	1/2 lb.	16c

Every Item a Bargain at SEARS

for BRADLEY CENTENNIAL

Smooth Galvanized Steel Fence Wire

No. 9 Sold in 25 and 100-lb. coils only. For fencing purposes, grape arbors, lawn guards, brace wires, clotheslines, etc.

No.	Size of Gauge of Wire	No. of Feet in Pound	Per 25-Lb. Coil From Chicago, Ill. or Ind.	Per 100-Lb. Coil From Chicago, Ill., Davenport, Iowa or Indiana Factory
No. 9	17 1/2	1440	\$0.92	\$3.15
No. 10	20 1/2	1296	1.35	3.25
No. 12	24 1/2	1080	1.95	3.35
No. 14	29	900	2.15	3.70

ESTIMATED FREIGHT CHARGES per 100 lbs. on Fencing and Accessories: 150 miles, 39c; 300 miles, 50c; 500 miles, 79c; 750 miles, \$1.05.

Plant Supports and Protectors

Get the best results from your gardens and truck farms with plant supports and protectors. The saving in vegetables and flowers will pay for the stakes in one season. Can be used season after season. Shipped Not Prepaid.

(A) Plain flower and Vegetable Stakes. Made of No. 6 heavily galvanized steel wire. We do not break bundles.

Catalog Number	Length	Wt. Per Bdl. 50	Price, Per Bdl. 50	Price, Per Bdl. 100
32HC5430 1/4	3 feet	15 lbs.	\$0.73	\$1.40
32HC5431 1/4	4 feet	20 lbs.	.95	1.85
32HC5432 1/4	5 feet	25 lbs.	1.18	2.30

(B) Spiral Single Stock Support, for tall heavy blossomed plants. Heavily galvanized wire.

Catalog Number	Height, Inches	Gauge Wire	Wt., per Dozen	Price per Dozen
32HC5433	24	11	1 1/2 lbs.	25c
32HC5434	36	9	2 1/2 lbs.	38c
32HC5435	48	8	4 lbs.	55c

(C) Adjustable Hoop Plant Support. 13-inch diam. No. 8-gauge galvanized wire Loop can be opened to admit plants, and is adjustable up or down on the No. 18-gauge metal galvanized angle stake.

32HC5437—Adjustable Support Stake, 3-ft. high. Per doz. Wt., 12 lbs. \$1.90


32HC5438—Adjustable Support Stake, 4-ft. high. Per doz. Wt., 15 lbs. 2.25

(D) Plant Support and Protector. Supports plants and protects them from poultry and animals. 11-in. diam. No. 11-gauge galvanized hoops can be opened to admit plants. Three No. 8-gauge galvanized wire stakes, 24 inches high.

32HC5439—Three-legged Support and protector. Per doz. Wt., 8 1/2 lbs. 98c

Wood Picket GARDEN FENCE

STRONG DURABLE \$3.50 50 FT. And Up




—Pickets: Wood pointed, 1/2 inch thick, 1 1/2 inches wide, 4 feet long.
—Cables: 5 of heavily galvanized wire.
—Weight: 3 1/2 pounds per foot.

A strong and durable fence, suitable for yards and gardens. Also makes a very efficient snow guard or fence. Easily erected. Can be stretched between posts without other support, or a better way is to lay a 2x4-inch board on top of posts. Fence is stock and poultry proof. Can be stretched over terraces or uneven ground without cutting or kinking.

The pointed pickets are spaced 2 inches apart and tightly woven between 5 cables. Furnished dipped in red mineral paint or natural for whitewashing or painting on the ground. Red fence shipped from factories near PEORIA, ILL. or DES MOINES, IOWA. Unpainted fence from factory near PEORIA only. Not Prepaid.

Catalog No.	Color	50 Ft.	100 Ft.
32HM1479 1/2	Red	\$3.60	\$6.95
32HM1459 1/2	Unpainted	3.50	6.75

HARVARD CLOSE MESH FENCE



—Material: best galvanized fencing wire.
—Meshes: diamond shape, 2x4 1/2 inches.
—Non-climbable.
—Top and Bottom Wires: No. 10-gauge wire.
—Line Wires: No. 13-gauge wire.
—Stay Wires: No. 16-gauge wire.
—Sold in 10, 20 and 40-rod rolls.

For lawns, gardens, stock, poultry, dog kennels, or wherever a close mesh fence is required. Presents a close and effective obstruction to animals, large or small. The double truss stay wires are wrapped around the line wires and act as braces in every direction, making a firm, solid, smooth and neat appearing fabric. Shipped from warehouse near CHICAGO, ILL. Not Prepaid.

32HM5390 1/2—50 inches high. Weight, per 100 rods, 1,350 pounds. Price, per rod. Not Prepaid. 78c

32HM5391 1/2—59 inches high. Weight, per 100 rods, 1,550 pounds. Price, per rod. Not Prepaid. 90c

ESTIMATED FREIGHT CHARGES

Per 100 lbs. on Steel Fence Posts: 150 miles, 35c; 300 miles, 46c; 500 miles, 76c; 750 miles, \$1.03.

1832 - 1932

SPECIAL PRICES

for BRADLEY

WAS

~~\$21²⁵~~
250-Egg Capacity

NOW

\$16⁹⁵
250-Egg Capacity

For Easy Terms
See Page 565



SUPER HATCHER Guarantee

We guarantee complete satisfaction. You take no risk when you buy a Super Hatcher. If any incubator purchased from us fails to give perfect satisfaction, write us promptly. We guarantee to make it entirely satisfactory or it may be sent back and we will return the purchase price, including any transportation charges you have paid.

Hatch Nature's Way

Nature's way is the RIGHT way—and in the SUPER HATCHER, Nature's methods are closely followed. The eggs lie in their natural position in the trays and are turned by a slide which gently rolls them—the way the "old hen" does.

More and healthier chicks can be hatched in the SUPER HATCHER than in incubators where the eggs lie in unnatural positions and where, instead of being turned, their positions are merely shifted.

Wise poultry raisers choose the SUPER HATCHER because they get chick production at lowest cost, a chick from every hatchable egg. SUPER HATCHER owners (over 100,000 of them) get maximum hatches of chicks that live.

Economical to operate. Its heat retaining double walled case, its reliable and efficient copper tank hot water heating system—all insure utmost economy in the use of oil. The sensitive automatic regulator holds the temperature evenly throughout the hatch.


Super Construction—Superior Results

Compare the SUPER HATCHER with any other incubator of its type, regardless of price. Complete with thermometer, egg tester and complete instructions. Shipped from factory at Bradley, Ill. Not Prepaid.

- California redwood case—nicely finished with 2 coats varnish.
- Double, thick walls 1½ inch with dead air space.
- 3-ply laminated panel wood top and bottom.
- Top lined with thick fiber board insulation.
- Newly designed heater with heavy galvanized steel jacket to conserve all heat.
- Copper hot water tank.
- Heavy, non-leakable, 2-quart lamp.

- New type filler and expansion cup.
- Best quality brass burners.
- Egg Trays have galvanized screen bottom.
- Equipped with egg turning device.
- Good sized nursery space under egg trays.
- Automatic regulator maintains even temperature.
- Encircling leg clamps give added strength and sturdiness.
- Tight fittings, double glass doors, with draw-tight fasteners.

ESTIMATED FREIGHT CHARGES for 100 lbs. on Incubators:
150 miles, 60c
300 miles, 75c
500 miles, \$1.18
750 miles, \$1.57



UNDERWRITERS' LABORATORIES INC.
INSPECTED INCUBATOR
S/N No.

This label certifies its construction is listed as standard by the Underwriters' Laboratories.

Catalog Number	Capacity Eggs	Height	Length	Width	No. of Trays	Size, Each Tray, Inches	Weight Pounds	Cash Price
32HM3094 1/2	155	32 1/2 in.	38 in.	27 in.	1	24 1/2 x 22 3/4	80	\$12.45
32HM3095 1/2	250	32 1/2 in.	48 in.	32 in.	2	17 1/2 x 27 1/2	110	16.95
32HM3096 1/2	400	32 1/2 in.	67 in.	31 1/2 in.	3	17 1/2 x 27 1/2	150	23.45
32HM3097 1/2	600	32 1/2 in.	63 in.	49 in.	4	24 1/2 x 22 3/4	190	29.85

Double Decked Super Hatcher Incubators

The 800-egg size and the 1,200-egg size consist of two 400-egg and two 600-egg incubators respectively. Either deck can be used separately if desired.

32HM3098 1/2	800	48 in.	67 in.	31 1/2 in.	6	17 1/2 x 27 1/2	315	\$46.90
32HM3099 1/2	1,200	48 in.	63 in.	49 in.	8	24 1/2 x 22 3/4	400	59.70



The Super Hatcher case conserves the heat. California redwood case; double walls, 1½ inches thick with dead air space between.



The New Filler Cup makes it easier to fill the heater. Prevents overflow. Keeps air out of tank and improves circulation.



New Premier ELECTRIC INCUBATOR

Current is used only as required to maintain the right heat. When this point is reached, the regulator cuts off the current and it only flows when more heat is required. Thus electricity is consumed only a part of the time. The heating element is durable and efficient. For 105 to 115-volt alternating current only. California Redwood case has thick double walls with dead air space between. Three-ply laminated panel top; will not warp or split. Inner top of thick fiber insulation. Case and top given extra finish. Top edges and corners of case protected by steel molding.

Legs are heavy steel angles that will not buckle and cannot split off. Legs and steel molding finished with hard baked enamel. Strongly formed egg trays with our latest egg turning device and heavy galvanized wire mesh bottoms. Close fitting doors with double glass, drawtight fasteners, and strong hinges. Simplified, regulated ventilation provides just the right amount of fresh air to carry off the gases given off by the eggs and to maintain proper degree of humidity. Side wall and bottom ventilators located and proportioned to temper and distribute the fresh air to all parts of egg chamber. Large moisture pans used with our new ventilating system, adapting the machine to all climates. Each incubator complete with thermometer, egg tester and instructions.

Shipped from factory at Bradley, Ill. Not Prepaid.

Cat. No.	Cap. Eggs	No. Trays	Wt. Lbs.	Price
32HM3066 1/2	220	2	110	\$22.75
32HM3067 1/2	330	3	145	26.75
32HM3068 1/2	440	4	165	30.25

\$22⁷⁵
And Up

See Page 565 for Terms

SUPER HATCHER, Jr.

- 75-Egg Capacity.
- California redwood case, nicely finished.
- ½-inch thick walls.
- Top and bottom of 3-ply veneer.
- Top insulated with ½-inch thick fiber board.
- Copper hot water tank.
- Enclosed heater—saves heat.
- Tray for hand turning, 16 1/2 x 16 1/2-inch; strongly framed and with galvanized wire bottom.
- Size: Length, 28-inch; width, 19 1/2 in.; height, 20 inches.
- Complete with lamp, combination egg tester, chimney, thermometer and instructions.



\$6⁴⁵

A popular size with many poultry raisers. It requires little space and does its job effectively and thoroughly. Your profits from the quality of chicks it hatches soon pay for its very low cost.

Not Mailable. Shipped from our store.
32HM3082 1/2—Wt., 42 lbs. Not Prepaid..... \$6.45

No Heavily Loaded Trays to Handle in the PREMIER! . . .



\$24⁷⁵
300-EGG CAPACITY

Instead of removable sliding trays which must be lifted out while testing and cooling the eggs, the trays of the New Premier are solidly fixed in a strongly-framed wooden drawer which easily slides in or out of the egg chamber. A pair of strong steel legs firmly support the drawer when it is pulled out. In this position the eggs can be tested, turned or cooled and the drawer then pushed back into the egg chamber. In either position, the egg chamber remains tightly closed, retaining the heat.

The glass front door forms the upper half of the front. It is hinged at top for ready access to the interior.

Tray sides are strongly framed from galvanized steel with removable bottoms and chick drops of heavy, galvanized wire cloth, the edges bound with galvanized sheet steel. Nursery trays, wood framed, covered with burlap. Moisture supplied from built-in galvanized metal troughs.

No Other Incubator Like This PREMIER


\$32⁵⁰

500-EGG SIZE

REDUCED FROM **\$39⁸⁵**

The PREMIER meets modern needs with increased efficiency and ease of operation. Better hatches now more easily obtained. Good eggs alone do not mean a good hatch. Just as much depends on the treatment they get during the hatch. Weak or infertile eggs must be tested out; steady and correct temperature must be maintained; eggs must be regularly and properly turned and cooled; ventilation and moisture correctly applied and regulated.

In the New PREMIER, Sears has found a better and easier way to do all these things than was ever possible with the older methods, yet these new advantages have been accomplished without disturbing the principles and proportions so carefully worked out in our famous SUPER HATCHER.



For Easy Terms See Page 565

The PREMIER Has No Rival—At ANY PRICE!

Strongly, Beautifully Built

Case is made of selected California Redwood; has 1½-inch double walls with insulation between. Three-ply laminated panel top. Inner top of thick fiber insulation—no heat can escape. Top edges and corners protected by steel angles.

The New Premier is beautifully finished. The wood work is given a dark mahogany stain and two coats of furniture varnish. Legs and steel molding finished with hard baked enamel to match wood work. Lamp housing is galvanized steel.

Entire top quickly removable for inspection or disinfecting interior merely by unscrewing two wing nuts at each end. Large disc ventilators on top adjustable for proper control.

Copper Hot Water Tank and boiler have perfect circulation. Improved Filler and expansion cut make it easy to fill tank, prevent overflow and keep air out of tank. Heater jacketed to conserve heat and fuel. Heavy, non-leakable lamp holds 2 quarts. Double brass burners—the best we can buy. Incubator is equipped with automatic temperature regulator with sensitive brass wafer thermostat. Each incubator complete with thermometer, egg tester and instruction book. Shipped from Bradley, Ill. Not Prepaid.

Improved Filler and expansion cut make it easy to fill tank, prevent overflow and keep air out of tank. Heater jacketed to conserve heat and fuel. Heavy, non-leakable lamp holds 2 quarts. Double brass burners—the best we can buy. Incubator is equipped with automatic temperature regulator with sensitive brass wafer thermostat. Each incubator complete with thermometer, egg tester and instruction book. Shipped from Bradley, Ill. Not Prepaid.

Catalog Number	Capacity, Eggs	Length, Inches, Over All	Depth, Inches	Wt., Lbs.	Price
32HM 2973 ¹ / ₃	300	48	31	130	\$24.75
32HM 2974 ¹ / ₃	500	71	31	170	\$32.50

This label on every PREMIER certifies that it is listed as standard by the Underwriters' Laboratories.

UNDERWRITERS' LABORATORIES, INC.
INSPECTED INCUBATOR
No. 1

PREMIER GUARANTEE

We guarantee the PREMIER to give complete satisfaction in every way. If any incubator purchased from us fails to give perfect satisfaction, write us promptly. If we cannot make it satisfactory it may be sent back and we will refund your money.



ELECTRIC INCUBATOR

and Brooder Combined

\$9³⁵
And Up
Postpaid

Hatching by electricity is the ideal way. Clean, safe and economical and requires the least attention. Metal case heavily insulated against loss of heat. Temperature automatically maintained through the hatch with very small current consumption. The current is automatically turned off when temperature reaches the required point, and only switches on again when more current is required, to maintain this temperature. The base is metal, perforated for ventilation. A set of detachable legs and a curtain are included—which permits use of the incubator top as a temporary brooder. Shipped with cord plug, thermometer, and moisture pan and instructions for operating. Made for 105 to 115-volt alternating current only. Current consumption is 10 to 15 kilowatts per hatch depending upon operating conditions.

32H2990¹/₄—55-Egg Capacity. Weight, 23 pounds. Postpaid. **\$9.35**

32H2991¹/₄—95-Egg Capacity. Weight, 32 pounds. Postpaid. **\$11.40**



\$7⁶⁵
Post Paid
100-Egg Capacity

32H3016¹/₄—Big Gray Hen Incubator. 100-egg capacity. Height, 16 inches. Diameter, 22 inches. Gray enameled finish. Weight, 28 pounds. Postpaid **\$7.65**

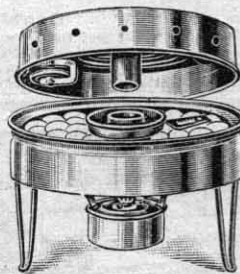
SEARS Famous Small - Capacity Incubators

Nearly four thousand thousand sold—such popularity has never been attained by any other incubators of this type. Year after year these practical little incubators have brought real value and service to small poultry raisers. Many operators of large incubators use them too. While setting their larger machines, they set a Little Brown Hen or a Big Gray Hen at the same time and when the infertile or weak eggs are tested out of the larger machines, they replace those tested out with the eggs from these smaller machines, thus keeping the trays filled.

The Little Brown Hen and the Big Gray Hen are all metal, hot air heated and easily maintain an even temperature under all ordinary conditions. Simple in construction and easy to operate.

Double insulated walls and top, felt lined nest, safety lamp with highest quality brass burner. Positive brass wafer thermostat regulator. Complete with high grade tested thermometer, moisture pan and simple instructions for operating.

32H3011¹/₄—Little Brown Hen Incubator. 50-egg capacity. Height, 15 inches. Diameter, 18 inches. Brown enameled finish. Weight, 15 pounds. Postpaid **\$4.48**



LITTLE BROWN HEN

\$4⁴⁸
Post Paid
50-Egg Capacity

NEW! Premier Electric Cabinet Type INCUBATOR AND HATCHER

The Incubator with Balanced Temperature

Easy Terms
\$9
DOWN

This 1650-Egg Incubator Reduces Hatching Costs

See Page 565

For the first time in any incubator of this type, you can get the three essentials of successful hatching—**Balanced Temperature—Balanced Ventilation—and Balanced Moisture.** Heat, moisture and fresh air are automatically combined and circulated in the Premier and kept under perfect control and in proper relation at all times.

Heat is supplied by diffusion type heating units that consist of large sheets of specially woven material, with heating elements interwoven similar to those on the usual electric heating pad. These heating units line the channel through which the air circulates. A mild heat is generated throughout the entire heating area rather than a high heat at one place.

Two special fans, placed at the rear, take in fresh air and then force it gently to the bottom, where deflectors and a baffle board distribute it equally in all directions.

All Parts Evenly Heated

In the center of each tray is a circular opening which forms an air passage from top to bottom. The heated air rises through the center of each tray, spreads over the top, underneath the bottom of every tray and around all four sides.

Balanced temperature is accomplished by this method of circulation. An even temperature is steadily maintained in every tray and in every part of the incubator. We have proven this by many tests, taken at as many as forty different points in the incubator and these tests have shown a variation of less than one half degree between any two points.

Balanced Ventilation and Balanced Moisture naturally follow this perfectly controlled circulation of evenly treated air which reaches every part of the hatching chamber and touches every egg at exactly the same temperature.

Fresh air is admitted through adjustable ventilators in the top, and ventilation is controlled as the routine testing of eggs may indicate necessary. Large moisture pans in the bottom provide necessary humidity and prevent too rapid drying out of the eggs.

The case is extra-well made with double walls of two, three-ply veneer panels with thick insulating board between them. The panels are fitted closely into the four heavy corner posts, thus forming a permanently rigid cabinet. Hinges and latch are heavy type as used on refrigerators. Entire case nicely finished with stain and several coats of high grade varnish.

Continuous or Intermittent Hatching

The Premier electric incubator is adapted to the various needs of most poultry raisers. Its capacity, 1650 eggs, you can set what you have and if desired, fill the remaining trays when the eggs are available. If eggs are available and you wish to operate continuously, settings can be arranged to take off hatches once, twice, or oftener each week.

Do Custom Hatching for Neighbors

Different varieties or lots of eggs can be set without danger of mixing them. The tray sides fit so closely together chicks cannot drop from one tray to another, and a separate hatching drawer or compartment is not necessary. Each tray has a card holder for dating and identifying each setting. Eggs are gently turned by a simple positive device.


The Premier is very economical to operate because of its heat retaining construction and because an automatic thermostatic regulator permits the flow of current only as it is needed to maintain the right temperature. A pilot light indicates when current is on.

Premier Electric Cabinet incubator, 1650 eggs capacity. Dimensions about 28x32 inches, 50 inches high. For 105-115 volt alternating current only. Shipped complete with electric cord and plug, egg turner, thermometer, moisture pan, and instruction book from Bradley, Ill. Not Prepaid.

32HM2930 1/2 **\$97.50**

Wt., 325 lbs.

For Easy Payment Prices and Terms see Page 565.



ESTIMATED FREIGHT CHARGES, Per 100 lbs. on Incubators and Battery Brooders:

150 miles.....	\$.60
300 miles.....	.75
500 miles.....	1.18
750 miles.....	1.57

\$97⁵⁰
CASH

EQUIPMENT

- Automatic, thermostatic regulator.
- Pilot lamp.
- Two electric fans with specially-designed, continuous operating, non-overheating motors.
- Diffusion type heating elements.
- Electric cord and plug.
- Condenser minimizes radio interference.
- Easily operated egg turner.
- Visible thermometer and thermostat regulator.
- Eleven trays—150-egg capacity each. Made of galvanized metal with heavy wire mesh bottoms.
- Moisture pan.
- Instruction book.

\$43²⁵
CASH



ELECTRIC BROODER BATTERY

Nearly every poultry raiser can use a battery brooder to good advantage. Chicks can be raised to the broiler stage in them and marketed directly from the brooder, or they can be started well along and then transferred to floor brooders in outbuildings too cold for baby chicks. These brooders also provide a safe storage place for surplus chicks.

Each tray is a complete unit with heater, cord and plug and can be used separately, or in combination with any or all together. Each tray, 28x24x11 inches, accommodates 100 day old chicks. Sides and bottom are galvanized steel; bottom slides out for cleaning. Unnecessary to remove feed trough to clean. Chick floor is heavy square mesh woven wire with strong frame of heavy wire. Wire mesh is tinned to protect feet of chicks. Heavy curtain divides unit in two compartments. Feed openings have adjustable slide for regulating size openings. Feed and water troughs quickly removable. Heat is supplied by a resistance type heating element. Automatic thermostat turns current on or off as required to maintain steady temperature. Furnished all ready to plug in on current.

Wired for 105 to 115 volt alternating current. Stand is strongly made of one inch steel angles, well braced, has large steel wheel swivel casters. Easily moved. About 74 inches high. Shipped from our store or factory in Central Indiana. Not Prepaid.

32HM2940 1/4—Battery of five brooders. Complete with Stand. Capacity, 500 day old chicks. Wt., 245 lbs. **\$43.25**

Single Unit Brooder


32HC2941 1/4—Single Brooder Unit, without stand, but complete with heater and cord. Capacity, 100 day old chicks. Wt., 30 lbs. **\$7.25**
If by mail, add 68c postage.

Irradiate Your Chicks with Ultra-Violet Rays

Each drawer wired with a socket for a SUNLIGHT Lamp. Its health-giving violet rays prevent rickets and promote growth. We furnish genuine Mazda CX lamp, 60 watts, 105-115 volts. Brooder can be used without this lamp which is furnished as an extra. POSTPAID.


32H2943
Sunlight Lamp..... **\$1.00**
6 for..... **\$5.40**

SINGLE UNIT BROODER
\$7²⁵
COMPLETE WITH HEATER AND CORD



HANDY Brooder Battery

Provides a handy, economical way to brood small lots of chicks—lots too small for operation of large brooders. Substantially built of galvanized metal and can be used season after season. Costs only a trifle more than similar brooders designed for temporary use that have to be thrown away after very little use. Each brooder unit measures 22x18x7 inches, holding 50 day-old chicks. Galvanized screen bottom with 1/2 inch square mesh. Each complete with galvanized dropping pan, feed and water troughs, cord, socket and plug. Uses ordinary incandescent lamp for heat. Lamp not included. Stand No. 20-gauge galvanized steel about 5 feet high shaped to one-inch angles braced and bolted together. Has multiple electrical connections so any or all of sections can be plugged in as desired.



When ordering lamps have an extra one or two on hand to replace those that burn out, for 105-115 volt current only. Shipped from our store or factory in Indiana.

32HC2945 1/4—50-chick brooder only, without lamp. Weight, 15 pounds. Not Prepaid. **\$2.98**
If by mail, add 38c postage.

32HM2946 1/4—Battery of six brooders complete with stand without lamps. Wt., 120 lbs. Not Prepaid. **\$23.75**

32H2948—30-watt Heat Lamps. Postpaid.
Each..... **15c** Six for..... **81c**

We Guarantee to Satisfy You and Save You Money

The Famous Oil-Burning

1832 - 1932

RADIO Heater

With Brooder Canopy

SPECIAL PRICES


BRADLEY CENTENNIAL

\$7.65

AND UP

Reduced From
\$8.95

America's
Greatest
Blue
Flame
Oil Brooder



SELF-REGULATING — POSITIVELY AUTOMATIC

Just light the burner, allow it to get well heated, set the flame with hand regulator to give desired flow of oil—thereafter the thermostat becomes the "watchman" for your chicks. Owners of a Radio brooder do not worry about their chicks at night. They know that correct heat will be maintained as long as the fuel lasts. The needle valve control with built in by-pass insures against flame going out.

Burner is the wickless type and burns kerosene with a steady, hot, blue flame with no soot, smoke or odor. Self centering chimney insures perfect fit at all times—freedom from smoking, perfect flame and perfect combustion, cleaner and easier to put in place.

Fuel consumption depends upon weather conditions but actual tests have proved that our thermostatic needle valve will effect a saving in fuel between 25 and 50 per cent.

Less Work—Less Fuel—Regulated Heat More Chicks Raised—More Profit

That's the experience of users of the Radio heater and brooder, and there are more than 150,000 of them. They have realized what real brooder efficiency means.

Till you have entrusted your chicks to a Sears Radio Brooder with its automatic needle valve control, you cannot realize the full benefits of automatically regulated temperature and fuel control as applied to blue flame burners.

More Heat to Brood More Chicks

The largest size Radio brooder is equipped with large size giant burner 5 inches in diameter. The burners as used in all sizes of Radio brooders have always been of superior quality and highest efficiency. They are extra heavy to withstand continuous high heat.

A burner with light, flimsy combustion tubes will quickly warp or burn out, causing a poor flame and loss of heat. Myriads of chicks are lost every year through failure or break down of faultily constructed brooders. Not Prepaid.

32HC2900 $\frac{1}{4}$ —Diam. canopy 34-inch; 4-inch burner. For 200 to 300, day-old chicks. Weight, 40 pounds..... **\$7.65**

32HC2901 $\frac{1}{4}$ —Diam. canopy 42-inch; 4-inch burner. For 300 to 500, day-old chicks. Wt., 45 lbs.... **\$8.75**

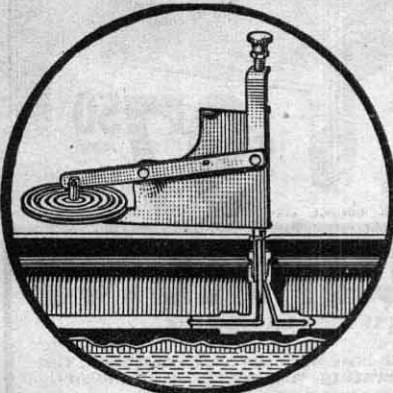
32HC2902 $\frac{1}{4}$ —Diam. canopy 52-inch; 5-inch burner. For 500 to 1000, day-old chicks. Wt., 50 lbs.... **\$9.85**

Extra Wicks

The burner uses an asbestos lighting wick, woven with wire insertion. These require replacing only a few times in a season. One wick furnished with brooder. Order an extra package and have them when needed.

32H2898—Package 6 extra lighting wicks for 4-inch burner. Postpaid if included in \$2 order or more..... **52c**

32H2899—Package 6 extra lighting wicks for 5-inch burner. Postpaid if included in \$2 order or more..... **63c**



Automatic Needle Valve Control

Our engineers have adopted the needle valve fuel control system on Sears Radio brooders as the most efficient control ever devised. The thermostat acts directly on a brass needle valve, just like the needle valve in the carburetor of your car. As the temperature rises, flow of oil is reduced to the burner, or if it turns colder, thermostat quickly increases the flow.

The valve body is also brass, with a by-pass which allows a sufficient flow of oil to keep burner from going out. No pilot light is needed with a Radio Brooder.

THE RADIO HEATER IS STURDILY BUILT

Self centering chimney. Prevents smoking. Porcelain enameled.

Long life combustion tubes of heavier than ordinary, heat resisting metal.

Positive, eccentric hand wheel adjustment for raising and lowering burner.

Burner and oil reservoir rigidly supported, yet with flexible connections which keep burner level under all adjustments.

Flexible, seamless brass oil pipe with all brass connections, no packed joints to leak.

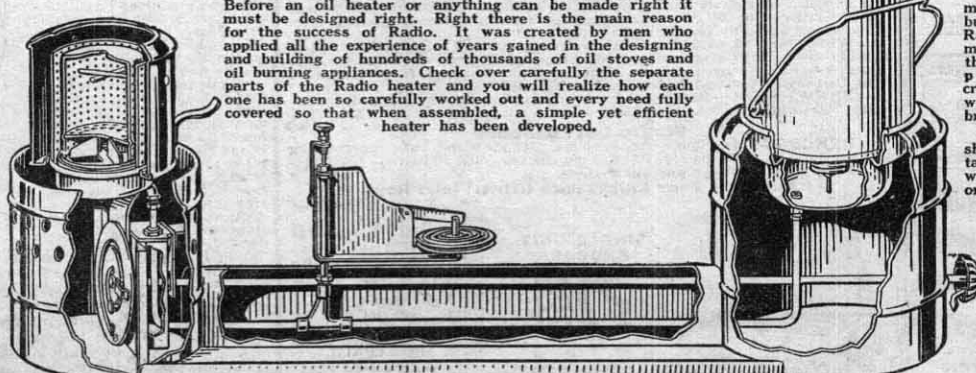
Burner bowl, combustion tubes and other working parts are zinc plated to prevent corrosion.

Housing is heavy gauge steel with broad base, rigid and easy to level. Hard baked on enamel finish.

Canopy is galvanized steel, adjustable top damper giving ventilation through top of canopy in mild weather.

This cutaway view shows the simple design of the Radio heater and yet how thoroughly everything needed for successful operation has been worked out.

The Radio is made in our own big oil stove factory and was designed by our own combustion engineers. Before an oil heater or anything can be made right it must be designed right. Right there is the main reason for the success of Radio. It was created by men who applied all the experience of years gained in the designing and building of hundreds of thousands of oil stoves and oil burning appliances. Check over carefully the separate parts of the Radio heater and you will realize how each one has been so carefully worked out and every need fully covered so that when assembled, a simple yet efficient heater has been developed.



Metal Fuel Tank

Holds one gallon. Costs more than a glass tank, but we put it on the Radio because it is worth much more to the user than the difference in price. No chance of cracking or breaking just when you might need the brooder most.

Tank has a fuel gauge showing amount of oil in tank, and a spring valve which prevents spilling or splashing of oil.

The oil reservoir is of heavy seamless drawn metal, zinc coated to resist corrosion.

The seamless flexible oil pipe is swedged between brass jam nuts into a permanent oil tight connection in the bottom of the oil reservoir.

Here are the **LOW PRICES**
 You've Been Waiting For
 for **BRADLEY CENTENNIAL**

Was \$11⁷⁵
 NOW \$9⁶⁵
 And Up

NEW IDEA
Coal-Burning
HEATER
 With Brooder
 Canopy



IMPROVED ...
HEAT REGULATION ...
SAVES CHICKS—WORK—FUEL

THE NEW IDEA COAL HEATER

With its extra large coal capacity, will keep a well constructed brooder house warm and comfortable. The baby chicks can safely stray beyond the edge of the canopy without becoming chilled. No huddling and crowding together, nor are they alternately overheated and then chilled. They have more range and room for exercise and growth. New Idea Coal Heaters are conservatively rated as to chick hovering capacity, but with the advantages derived from their construction and greater fuel capacity, they will care for more chicks and raise them, than other stoves of the same rated capacity. The more chicks you raise with a given investment and expense, the greater the profits.

Burns Hard or Soft Coal

The heavy specially designed cast iron body shape permits the use of either soft or hard coal. There are no indirect fuel passages to clog with soot and tar. The shape of the body permits the fuel to feed down as it is burned, avoiding bridging of fuel.

A great heater, but due to perfect control, the heat is held gently to an even temperature. The draft openings are so proportioned and balanced that the stove, once regulated, will run on one filling all day or night with little or no attention. Extra large fuel pot gives ample reserve capacity. Rocking grates permit easy cleaning of fire pot.

Saves Money by Burning the Gases

The gases which in many stoves pass out unburned and wasted, are consumed. The draft is direct through the fuel bed to the smoke pipe, yet the fire is held under perfect control, even under high winds.

Improved Thermostat Control

The improved thermostat arms give a full flat bearing over the entire surface of the big 5-inch double brass thermostat wafer at all temperatures. No matter how slightly the wafer may

expand or contract its effect is immediately and fully transmitted to the check draft. Once set and thereafter given ordinary care and attention, the New Idea Brooder stove will run as steady as a clock.

Shipped from factory near Chicago. All sizes take 4-inch pipe. No pipe included.

32HM2882¹/₂—With 44-inch diameter canopy. For 300 to 500 day-old chicks. Ht. 19 in.; diam., 13 in.; grate 8¹/₂ inch diameter. Fuel capacity 1,000 cu. in., Wt., 95 lbs.
 Not Prepaid..... **\$9.65**

32HM2883¹/₂—With 54-inch diameter canopy. For 500 to 1,000 day-old chicks. Ht. 20 in. diam., 14¹/₂ in.; grate 8¹/₂ inch diameter. Fuel capacity 1,150 cu. in. Wt., 105 lbs.
 Not Prepaid..... **\$11.95**

32HM2884¹/₂—With 64-inch diameter canopy. For 1,000 to 1,200 day-old chicks. Ht., 21 in.; diam., 16 in.; grate, 9¹/₂ inch diameter. Fuel capacity 1,500 cu. in. Wt., 125 lbs.
 Not Prepaid..... **\$13.95**

ESTIMATED FREIGHT CHARGES, per 100 lbs., on Canopy Brooders: 150 miles, 48c; 300 miles, 62c; 500 miles, 98c; 750 miles, \$1.31.

No Fuel Waste

By placing the check draft regulator well above the fuel bed at the top of the stove body and directly in the chimney draft, a quicker, closer control of the draft is accomplished. The cold air, passing through the check opening does not come in contact with the hot gases and distilled vapors which collect immediately above the fuel bed. Thus there is almost complete combustion of these gases. A clean steady fire is easily maintained and most of the soot will also be consumed.

New Convenient Canopy

Shows new swinging front and rear section for easier cleaning out ashes, etc., without raising and lowering entire canopy.

Roof Saddle and Stack for Brooder Stoves

Helps Control the Fire. Adjustable for roof pitch. Keeps out rain and prevents down draft. Will stand without wiring. Galvanized steel. Price includes saddle, 2-foot stack and rain cap. Postpaid if included in \$2 order.

32H3005¹/₄—For 6 lbs. pipe. Wt., \$1.20

32H3003¹/₄—For 7 lbs. pipe. Wt., \$1.45

Combination Roof Saddle and Ventilator

Ventilates brooder house and improves control of brooder stove fire. Galvanized Steel. Adjustable for roof pitch. Has 8-inch ventilating flue. Fits either 4 or 5 inch smoke pipe. Postpaid.

32H3010¹/₄
 \$2.40

Double Brass Wafer Thermostats for Coal Brooder Stoves

Fit nearly all makes of coal-burning brooder stoves. All sizes have a plain post connection on one side only. Be sure to give name of your stove, when ordering. Postpaid if included in \$2 orders.

32H2888—3 inch. Wt., ¹/₂ lb. **32c**

32H2890—4 inch. Wt., ¹/₂ lb. **50c**

32H2889—5 inch. Wt., ¹/₂ lb. **52c**

Draft Equalizer for Brooder Stoves

Has a flapper damper which opens in sudden draft. Prevents quick burning out of fire in high winds. Gives a steadier fire and saves fuel. Sets on pipe collar of stove. Galvanized. Postpaid if included in \$2 order.

32H3004—For 4-inch pipe. Wt., 2 lbs. **75c**

32H3009—For 5-inch pipe. Wt., 3 lbs. **85c**

Brooder Thermometer

White enameled with black scale. Magnifying tube with red column. Can be suspended by a cord or fastened to block of wood. Suitable for use with any type brooder. Length, 6 in. Width, 1¹/₂ in. Postpaid if included in order of \$2.00 or more. Wt., ¹/₂ lb.

32H3017—Each **50c**

Pipe, Elbow and Dampers for Brooder Stoves

Postpaid if included in order of \$2.00 or more.

32H3002—Black Pipe, 2-ft. length nested. Wt., 2 lbs.

4 inch..... **14c**
 5 inch..... **15c**

32H3006—Black Steel Elbows. Wt., 1 lb.

4 inch..... **11c**
 5 inch..... **12c**

32H3007—Pipe Damper. Wt., ¹/₂ lb.

4 inch..... **12c**
 5 inch..... **12c**

ELECTRIC Temperature Alarm


A danger signal for incubators and brooders. Warns of too low or too high temperatures. Can be set for any desired range of temperature and if it varies up or down, the bell rings. A safeguard for eggs or chicks. Also warns in case of fire. Easily installed in any make incubator or brooder. Complete with switch, ¹/₂ lb. wire, staples, and instructions. Uses an ordinary dry cell for current. Dry cell not included. Postpaid.

32H3323—Without bell or battery..... **\$3.65**

32H3324—Electric Bell for above. Postpaid if included in \$2 order. Wt., 1 lb..... **32c**

\$7³⁵
And Up

For Best Results, Every Brooder Stove Should Have Both Our Galvanized Roof Saddle and Draft Equalizer. Shown on page 617.



IMPERIAL Coal Burning HEATER WITH BROODER CANOPY
An Improved Model of an Old Favorite

Thousands of farmers are getting bigger poultry profits with Sears equipment. Here's your chance to buy a strictly high class brooder at a great saving. Its trouble-free operation will please you, and the saving in time and labor alone will pay for the brooder many times its first season.

A full size, full weight stove, with good fuel capacity, that you can safely trust with your chicks. Uses the same big 5-inch brass double wafer thermostat and regulator arms as in our big New Idea stoves. Check draft damper connects to thermostat and opens into side of stove near top. Baffle plate prevents direct contact of cold air with the hot gases and helps prevent clogging.

Stoves are cast iron with rocking grates. Canopies are galvanized steel with pivoted sections front and back for easy access to stove and floor. Illustration shows legs under the canopy. These are furnished only with the 52-inch size. Stoves burn either hard or soft coal. Both sizes take 4-inch stove pipe. Pipe not included.

- Shipped from factory near Chicago. Not Prepaid.
- 32HM2895¹/₂—With 42-inch diameter hover for 300 to 500 day-old chicks. Height, 19 inches, diameter 11 inches; grate, 9¹/₂ inches. Fuel capacity 800 cu. inches. Weight, 80 lbs. **\$7.35**
 - 32HM2896¹/₂—With 52-inch diameter hover, for 500 to 1000 day-old chicks. Height, 23 inches; diameter, 12 inches; grate, 9¹/₂ inches. Fuel capacity 1020 cu. inches. Weight, 90 lbs. **\$8.98**

BABY CHICKS

Sears chicks are from responsible, reputable hatcheries. All chicks will be from carefully culled flocks, and pass high standards for type, health and color. All chicks are from flocks bloodtested for B. W. D. We have arrangements with hatcheries in different sections of the country, and so far as possible, chicks are sent from hatchery nearest you.

Write for CIRCULAR

Send for our special Baby Chick circular 8615H if you want to know more about our chicks. This circular also lists chicks from R. O. P. stock, and chicks with individual pedigrees, the very highest types of breeding stock, also sex-linked or cross-bred chicks from which all pullets or all cockerels can be had, as sex can be determined when hatched.

100 Per Cent LIVE Delivery Guaranteed

We guarantee live delivery of the full number of chicks paid for and that they will be true to breed. We ship only healthy, lively chicks.

We believe these prices are low enough to hold practically throughout the spring season, but if hatcheries find it possible to reduce their prices to us, we will promptly pass the reductions on to our customers.

We also reserve the right to advance prices should unusually high egg prices or other causes beyond control make higher chick prices necessary.

32H3950 ¹ / ₂ —Sears Standard Baby Chicks. Postpaid.	25 Chicks	50 Chicks	100 Chicks	200 Chicks	500 Chicks
American White Leghorns	\$2.50	\$4.75	\$9.00	\$17.50	\$42.50
English White Leghorns	2.50	5.00	9.50	18.50	45.00
Brown Leghorns	2.50	5.00	9.00	17.50	42.50
Mottled Anconas	2.50	5.00	9.50	18.50	44.50
Barred Plymouth Rocks	2.50	5.00	10.00	19.50	46.50
White Plymouth Rocks	2.50	5.00	10.50	20.50	48.00
Single Comb Rhode Island Reds	2.50	5.00	11.00	21.50	49.50
Rose Comb Rhode Island Reds	2.50	5.00	11.00	21.50	49.50
White Wyandottes	2.50	5.00	11.00	21.50	49.50
Silver Laced Wyandottes	2.50	5.00	12.00	23.00	51.00
Buff Orpingtons	2.50	5.00	11.00	21.50	49.50
White Minorcas	2.50	5.00	12.00	23.00	51.00
White Minorcas	2.50	5.00	12.00	23.00	51.00
Heavy Assorted Breeds	2.50	5.00	9.00	17.50	42.50

Sears Super-Grade Pedigreed Sired Chicks

Poultry Raisers who wish to raise the standard of their flocks can do so at much less than usual cost with our Super-Grade Pedigreed Sired Chicks. These come from specially selected flocks that have been bred for egg production. The Leghorn flocks are headed by pedigreed males whose dams have records of laying 200 eggs or more in a year. Baby Chicks and Ducklings Postpaid.

32H3952 ¹ / ₂ —Postpaid.	25	50	100	200	500
White Leghorns	\$3.25	\$6.25	\$12.00	\$23.50	\$57.50
Barred Plymouth Rocks	3.25	6.75	13.00	25.50	62.50
White Plymouth Rocks	3.25	7.00	13.50	26.50	65.00
Single Comb Rhode Island Reds	3.25	6.75	13.00	25.50	62.50
White Wyandottes	3.25	7.00	14.00	27.50	67.50
Buff Orpingtons	3.25	7.25	14.00	27.50	67.50

White Pekin Ducklings	25	50	100
32H3953 ¹ / ₂ —Ducklings. (Supply limited before Mar. 1st.)	\$6.25	\$12.00	\$23.00

(Supply of ducklings limited before March 1st. Orders taken subject to the available supply.)

LOOK AT THESE UNUSUAL VALUES

WOOD BROODER HOUSES

ALSO SOLD ON EASY TERMS AS LOW AS **\$5 DOWN**

\$52⁵⁰ CASH And Up

See Page 565

A Real Value at These Prices Easily Assembled—Weatherproof

- Height, 7 feet.
- Walls are 1x6 inch clear beaded siding, painted gray.
- Made in 8 sections bolted together.
- House nearly round, no cold corners.
- Wall sections, roof and floor all strongly framed.
- 24x72-inch door.
- Small sliding door for chicks.
- Wood roof of 1-inch pine, covered with composition roofing.
- Galvanized ventilator with smoke pipe connection.
- Glass sash window covered with 1-inch mesh galvanized netting.
- Windows hinge down at center.
- 8-foot house has two windows, 10-foot three and 12-foot four.
- Floor of 1-inch dressed and matched flooring.


We have discontinued metal brooder houses as we believe the wooden houses offered here are more satisfactory and a better value. They are warmer in winter, cooler in summer, and more substantial and longer lasting than any metal house. An excellent warm weatherproof house, easy to put up. Shipped from factory near CHICAGO, ILL. Not Prepaid.

Catalog Number	Diameter	Without Floor		Complete With Floor	
		Wt., Lbs.	Price	Wt., Lbs.	Price
32HM3300 ¹ / ₂	8 feet	840	\$52.50	1000	\$57.50
32HM3301 ¹ / ₂	10 feet	900	66.25	1125	74.00
32HM3302 ¹ / ₂	12 feet	1025	89.00	1330	99.75

Galvanized Sheet Metal Windows for Poultry Houses Hog Houses and Other Farm Buildings

A quick, economical method of providing windows in all kinds of farm buildings, but especially suitable for poultry and hog houses. Made of galvanized sheet metal. Just cut a hole in side of building and set in the window, fastening to the wall with nails. Wind and water proof.

Glass panes do not require setting in putty. Just take out four stove bolts, one at each corner, set glass in place, replace bolts and glazing is done. Broken glass easily replaced. Ventilator sash can be locked open or closed. Each size has four lights. Price does not include glass. Glass is listed separately below. Shipped from Central Ohio. Not Prepaid.



Stationary Sash and Frame

Cat. No.	Size Lights	Weight Lbs.	Price Each Without Glass
32HC3380 ¹ / ₂	8x10 in.	8	\$1.45
32HC3381 ¹ / ₂	9x14 in.	12	2.15
32HC3382 ¹ / ₂	10x10 in.	10	1.90
32HC3383 ¹ / ₂	10x12 in.	14	1.80
32HC3384 ¹ / ₂	14x18 in.	18	3.45

Ventilated Sash and Frame

Cat. No.	Size Lights	Weight Lbs.	Price Each Without Glass
32HC3385 ¹ / ₂	8x10 in.	12	\$1.95
32HC3386 ¹ / ₂	9x14 in.	15	2.60
32HC3387 ¹ / ₂	10x10 in.	15	2.10
32HC3388 ¹ / ₂	10x12 in.	18	2.25
32HC3389 ¹ / ₂	14x18 in.	20	3.90

Lustra Glass

Transmits the Ultra-Violet Rays. Not a glass substitute. A clear white glass. Can be used in residences, nurseries, as well as in poultry houses, hog houses, etc.

Ultra-violet rays are completely shut out by common glass, yet they are the vital health giving rays. Your poultry, if given their sunlight through these Lustra Glass windows will gain in health and egg production, while chicks, pigs and such small stock will have better bone and body growth and avoid rickets. Shipped from Central Ohio. Not Prepaid.

Incubator Thermometer

Have an extra thermometer on hand. In case of breakage your hatch will not be interrupted. White porcelain enameled. Magnifying tube. Hatching zone indicated on scale. Tested and guaranteed. Wt. ³/₁₆ lb. Postpaid if included in \$2 orders.

32H3013—With Stand, as illustrated, **60c**

32H3012—Without Stand. For Little Brown Hen and Big Gray Hen or any incubator where a separate stand is used **50c**

Incubator Hygrometer

Proper moisture is an important factor in producing big hatches. A hygrometer shows the percentage of moisture present in the incubator air and enables the user to control evaporation from the eggs. Has a 3/2-inch black scale with white graduations. Complete instructions are included. Postpaid if included in \$2 orders or more. **32H3015—Wt., 1 lb. \$85c**

Brass Burners for Incubator Lamps


Sun hinge type. Very high quality. Same as used on nearly all makes of incubators. Both styles of burners have a 1 1/4-inch lamp bowl thread, and base for 3/4-inch chimney. No. 3 wick, 1/2 inches wide is used. Wt., 1 lb. Price of burner does not include wick. Postpaid if included in orders of \$2. **60c**

32H3028—Single Wick Burner **60c**

32H3029—Double Wick Burner **70c**

32H3030—No. 3 Flat Cotton Wicks, 1 1/2 in. wide. Wt., ³/₁₆ lb. Six for **15c**

NEW LOW PRICES on Poultry Supplies



**\$3³⁵
And
Up**


ELECTRIC BROODER

Requires Little Attention

Long Life Heating Element. Circular Metal Radiator extends all around—spreads the heat. Automatic Regulator. Uses current only part time, as needed. Keeps operating cost down. Fiber Insulated Top conserves heat. A dependable, efficient brooder with the labor saving advantages of electrical operation. Most successfully used where room temperature does not go below 40 degrees. Brooders have cotton flannel curtains. Top lined with thick fibre insulation to conserve heat. The 28, 42 and 52-inch brooders have automatic regulators which cut off or turn on the current as needed to keep the temperature at desired points, a small pilot lamp which indicates when current is on, and a thermometer. Electricity is required only part of the time, thus saving current. The 22-inch brooder has heating element only without regulator, pilot lamp or thermometer. All furnished with cord and plug, for 105 to 115-volt alternating current only. We Pay Postage on 32H3018/4 only. Other sizes are not mailable and Not Prepaid.

Catalog Number	Size Inch	Capacity Day-old Chicks	Rating Watts	Wt., Lbs.	Each
32H3018/4	22	50 to 100	150	10	\$ 3.35
32HM3022/4	28	75 to 150	300	35	8.25
32HM3024/4	42	350 to 500	500	40	8.25
32HM3025/4	52	500 to 1000	660	45	10.25

By using a violet ray Sunlight lamp in place of the regular pilot lamp, in either the 28, 42 or 52-inch brooders listed above, you can irradiate your chicks with the health giving ultra-violet rays. This practice prevents rickets and promotes the health and growth of the chicks. We furnish the genuine Mazda CX lamp, 60-watt size, for 105-115 volts current. This lamp can be used in all ordinary lighting circuits—and placed above feed trough, or wherever it is desired to irradiate chicks. Ordinary lamps cannot be used for this purpose. Postpaid. Mazda CX Sunlight lamp. 32H2943—Each.....**\$1.00**
Six for.....**\$5.40**



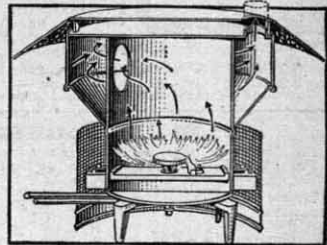
**Greater
Comfort
for
Large
Flocks**

DRUM TYPE Oil-Burning Heater with Brooder Canopy

\$13⁷⁵

Complete With Draft Equalizer

- A big brooder at a low price.
- Compare dimensions when comparing prices.
- Our brooder has 24-inch diameter heater drum.
- Body shaped to deflect heat to chicks.
- New double heat deflector top through which fresh air circulates, saves heat. Canopy spreads heat.
- Improved thermostat regulator with sight feed automatically controls flow of fuel to burner to give amount of heat desired.



Shows interior construction of burner. Notice how flame spreader throws heat downward towards bottom and sides of body where it is radiated directly to the chicks. The heat travels completely around the radiator drum, before passing up the chimney, extracting every possible unit of heat. The new double top increases heating efficiency by reducing radiation about the brooder. It promotes a circulation of heated fresh air under the canopy that is deflected to the floor before escaping to the open room.

A BETTER BROODER at a Lower Price

Perfect Automatic Regulation of Heat and fuel consumption under all conditions. Latest improved type burner, generates a great volume of heat which is not only utilized for hovering chicks under canopy, but is also applied to the warming of the brooder house, so that even though the chicks may stray beyond edge of hover, they will still be warm and comfortable. Losses from chilled chicks reduced, more healthy chicks raised. Our Draft Equalizer 32H3009—is furnished with each one of these heaters. It steadies the flame, gives increased efficiency from the fuel—and prevents danger from sudden high winds, or down draft, which might blow out the flame.

The angle of canopy gives greater comfort and safety for a larger flock of chicks. There is no need for chicks to pile up or huddle close to stove. Shape of body designed to deflect heat to chicks. Heater drum designed to utilize all heat. Height, 19 inches. Galvanized supply tank holds 10 gallons. Supply pipe is 1/4 inch in diameter. Enough pipe furnished for an 8, 10 or 12-foot brooder house and to set the fuel tank inside or out of building. Heater uses 5-inch stovepipe. Stovepipe not included. Shipped from factory near Chicago. Not Prepaid. 32HM3060/4—Complete with 36-inch galvanized canopy. Weight, 75 pounds. **\$13.75**
32HM3061/4—Without canopy. Wt., 70 lbs. **\$12.45**



PRINTED EGG CARTONS

Your Name on Cover

Grade up your eggs—pack them in these extra quality cartons—stress quality—and get better prices and more profit. Designs printed in attractive colors combinations of red, blue, green, brown and yellow, according to design. Design A represents fall of Humpty Dumpty. Others are farm scenes. Your name, address and brand or name of your farm can be printed on cover. 2 to 3 weeks required for delivery. Orders can be filled with or without special printing. We do not sell less than 125 unprinted cartons or less than 500 special printed cartons. PRINT NAME AND ADDRESS CAREFULLY and allow for extra cost of printing. These cartons are not for Parcel Post shipping. Write us for free sample, stating design preferred.

- 32HM3188/4—Egg Case Cartons. Designs A, B and C (2 rows of 6 eggs). State design wanted. Wt. per 100, 160 lbs. Price, per 1000—without printing. Not Prepaid. **\$12.45**
- 32HM3189/4—Egg Cartons—(3 rows of 4 eggs.) Designs D, E or F. State design wanted. Weight, per 1000, 110 lbs.

Price, per 1000—without printing. Not Prepaid. **\$8.50**
Extra charges for printing name and address on cover. Not less than 500 cartons sold. Small lots—\$2.00 minimum charge. 1500 to 4750—\$1.50 per thousand; 5,000 to 10,000—\$1.25 per thousand. No refund on cartons printed as ordered.

Egg Cartons
For local delivery. Not suitable for parcel post. Holds one dozen eggs in 3 rows of 4. Made of good quality cardboard.
32HC3350/4—Bundle of 25 cartons. Wt., 13 lbs. **77c**
Not Prepaid.
32HC3351/4—Bundle of 250 cartons. Wt., 27 lbs.
32HM3349/4—Lots of 1000 or more. Wt., per 1000, 110 lbs. Shipped by freight or express. Not Prepaid. Price per 1000. **\$5.50**
If wanted by parcel post—add postage as follows: 34c for 125 cartons; 62c for 250 cartons.



Egg Case Cartons
For local delivery. Not for parcel post. Fit standard egg shipping cases. Protect and display eggs attractively. Hold one dozen (two rows of six). Not Prepaid.
32HC3179/4—Bundle of 125. Wt., 20 lbs. **\$1.35**
If by mail, add 48c postage.
32HC3186/4—Bundle of 250. Wt., 40 lbs. **\$2.60**
If by mail, add 88c postage.
32HM3178/4—Lots of 1000 or more. Weight, per 1000, 160 lbs. Shipped freight or express. Price, per 1000. **\$10.25**



**\$3⁴⁵
Postpaid**


Improved Metal Trap Nest Fronts
Includes trap door. Positive in action. When traps are not needed they are held open by a catch. All galvanized. Make the nest box from boards or an old box. Size, 15 in. high, 12 in. wide; round opening, 8 1/2 inches in diam. Wt., 2 lbs. Not Prepaid.
32HC3247
Each.....**30c**
If by Mail, Add 8c Postage.

Sears Cozy Hovers


Made of Metal, nicely enameled, with double cotton outing flannel curtains. Can be used in a room, shed or box. Lamp and burner especially designed for safety and economy in use of oil are contained in a closed compartment so no fumes can enter hover. Heat circulates through double radiator top before passing out chimney.
32H3031/4—50-chick hover. Diameter, 18 inches. Weight, 13 lbs. **\$3.45**
Postpaid.
32H3032/4—100-chick hover. Diameter, 24 inches. Weight, 24 lbs. Postpaid..... **\$5.35**

Galvanized Lice Proof Nests


With or Without Traps
Neat openings have smooth rolled edge—no sharp edges to injure hens feet or combs. Each nest box is 11 1/2 inches wide; 13 inches deep. The round opening is 8 1/2 inches in diameter. Folding wood perches as shown. Steep sloping roof prevents roosting. Ample ventilation in each nest. Hang against wall which forms back. Length, 47 inches. Illustration shows trap doors which must be ordered if wanted. Traps are positive in action. When not needed they are held open by a catch. Nests shipped flat, easily put together with bolts furnished.
32HC3244/4—4-nest sections, without 29c traps. Weight, 25 lbs. Not Prepaid. **\$2.98**
If by mail, add 58c postage.
32HC3245/4—8-nest sections, without traps. Weight, 45 lbs. Not Prepaid. **\$5.30**
If by mail, add 98c postage.
32HC3246—Traps. For use only with these nests. Weight of 4, 3 lbs.; 8, 4 lbs. Not Prepaid.
4 for 32c..... If by Mail, Add 14c postage.
8 for 64c..... If by Mail, Add 14c postage.



HERE IS REAL VALUE in BROOD COOPS



Our Red Top Square Brood Coop. A different, better coop than usual. The added height of roof ridges gives more ventilation. Roof sides are corrugated, adding stiffness and strength. Sides ventilated as illustrated. Slide openings in hinged door allow full opening, screened opening, or closed tight. Removable bottom. Standard size, about 24 inches long, 18 inches wide, and 20 inches high.



\$1.10
EACH IN LOTS OF SIX

The round coop is favored by many poultrymen. Has ventilator top and sliding door. Height, 18 1/2 inches. Bottom diameter, 21 inches. Not Prepaid.


97c
EACH IN LOTS OF SIX

SQUARE COOPS

Catalog Number	No. of Coops	Wt. Lbs.	Price	If by Mail, Add for Post.
32HC3110 1/4	1	13	\$1.10	34c
32HC3111 1/4	3	36	3.20	80c
32HM3112 1/4	6	72	5.82	Not Mailable

ROUND COOPS

Catalog Number	No. of Coops	Wt. Lbs.	Price	If by Mail, Add for Post.
32HC3192 1/4	1	15	\$1.25	38c
32HC3193 1/4	3	35	3.50	78c
32HM3194 1/4	6	85	6.60	Not Mailable



Baby Chick Fountains

For baby chicks and young growing stock. Water feeds automatically. Opening prevents dirt or chicks getting into trough. Galv. Wt., 2 and 3 lbs. Not Prepaid.

32HC3215	Cap., 1 gal. Length, 7 in.	40c
32HC3216	Cap., 2 gal. Length, 13 in.	52c

If by mail add 12c and 14c postage.

Mason Jar Fountains

For Chicks or fowls. Glass jar is not included. Postpaid if part of \$2.00 order or more.


Large capacity, 9 in. diam., 12 openings. Made of terne plate, acid and rust resisting, for feeding butter-milk or water. Use with 1 qt. or 2 qt. Jar. Wt., 1 lb.

32H3261Ea.	35c
------------	-----

32H3259 Non-rusting metal. Popular star shape. Wt., 1 lb. 3 for \$2.1c

32H3132 Non-rusting. Wt., 1 lb. 3 for 20c

Keeps Water Warm in Coldest Weather



\$2.10
And Up

New Style Top Fill Non-Freeze Waterer. Improved and most convenient style. Easy to fill and clean. For grown fowls and growing stock. Drinking cups extend all around fountain. Lift off outer insulated jacket and fill inner container from top. Spring valve prevents overflow while filling. Water container is attached to insulated base. Outer telescoping jacket has double insulated walls 2 inches thick, nearly twice as heavy as generally used. Top heavily insulated. All galvanized. Not Prepaid.

32HC3121 1/4	3-gal. Wt., 20 lbs.	\$2.10
32HC3122 1/4	5-gal. Wt., 25 lbs.	\$2.60

If by mail, add 48c postage.

Non-Freeze Waterer

Non-freezing. No lamp required. Maintains a cool supply of water in summer. Keeps water at practically the same temperature for 12 hours or longer. Heavy galvanized steel with double walls, heavily insulated. Cone shape top prevents fowls from roosting. Fills through the trough opening in the side. Not Prepaid.

32HC3134 1/4	12 lbs.	\$1.30
32HC3135 1/4	3-gallon. Weight, 16 lbs.	\$1.75
32HC3136 1/4	5-gallon. Weight, 20 lbs.	\$1.98

If by mail, add 48c postage.



Shipping Coop

Light and strong. Well made of hardwood. The round wood, closely spaced spindles are firmly set into strong crosspieces. Self fastening spring door in top. Dimensions about 36x24x12 1/2 in. Coops comply with express shipping regulations, but are not legal in State of Wisconsin. Shipped flat; easily put together. Wt., 18 lbs.

32HM3342 1/4	Each. Not Prepaid...	\$1.45
6 or more. Each.	Not Prepaid.....	\$1.35

Combination Running Board and Shipping Coop

The bottom boards are movable to make a two deck coop, as shown, for use on running board of automobile, or both boards can be placed together to use as a regular shipping coop. Measures 33x25x13 inches. Frame is very heavy wire, fillers No. 10 wire, spaced 1 1/8 inches apart. Coop can be quickly collapsed or set up. Not Mailable. Not Prepaid.

32HM3345 1/4	Weight, 18 lbs.	\$2.60
--------------	-----------------	--------




Top Fill Poultry Fountain

\$1.10
2-GAL. SIZE

Easy to fill and clean. The top and water container are separate telescoping cylinders, making a double wall fountain. Chickens drink all around. A strongly made, high quality fountain. Galvanized. The 5-gallon size makes a good winter fountain in combination with our 32HC3145 heater (shown below). Not Prepaid.



Catalog Number	Capacity	Wt. Lbs.	Price	If by Mail, Add Postage
32HC3328 1/4	2 gal.	6	\$1.10	20c
32HC3330 1/4	5 gal.	9	1.80	26c



Large Size Waterer

Easily kept clean. Filled through 5-inch cleaner opening at top. Tank swings on two pivots and when inverted, water will flow automatically to drinking pan, as needed and without spilling. Has no valves, springs or complicated parts. Mounted on stout galvanized steel legs. Pan, 12x22 in. Round tank is 21x12 in. directly above pan, holds 10 gallons and acts as shield to prevent birds from fouling water in pan.

32HC3151 1/4	Weight, 16 lbs.	\$2.88
--------------	-----------------	--------

Not Prepaid. If by mail, add 40c postage.

Low Priced Poultry Waterer

Inexpensive, but good. A very popular style, strongly made. Pan is crimped to provide a close fit and easy drinking. The top is flat for easy filling and cleaning. All galvanized. Not Prepaid.

32HC3217	1 gal. Wt. 2 lbs.	45c
32HC3218	2 gal. Wt. 3 lbs.	55c
32HC3219	3 gal. Wt. 4 lbs.	75c

Add for postage as follows: 1 gal. 12c, 2 gal. 14c, 3 gal. 16c.



Fountain and Heater

Keeps water warm in coldest weather. Oil reservoir holds kerosene to burn about one week. Simple and safe. Heater can also be used for brooding small chicks, sprouting oats, etc. Fountain can be used with or without the heater. Made of galvanized steel. Not Prepaid.

32HC3143 1/4	Complete, 5 gal. capacity. Wt., 9 lbs.	\$2.25
32HC3145	Heater only. Weight, 4 lbs.	\$1.25

If by mail, add 26c postage.



Top Fill Float Valve Fountain

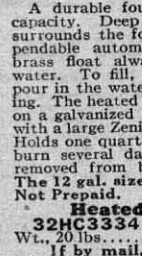
A durable fountain of large water capacity. Deep drinking pan entirely surrounds the fountain. A simple dependable automatic brass valve and brass float always keep pan full of water. To fill, simply lift off lid and pour in the water. Has ball for carrying. The heated fountains are mounted on a galvanized base and are equipped with a large Zenith chimneyless burner. Holds one quart kerosene, sufficient to burn several days. Fountain can be removed from base for summer use. The 12 gal. size is unavailable. Not Prepaid.

32HC3334 1/4	8 gal. Wt., 20 lbs.	\$5.35
32HM3335 1/4	12 gal. Wt., 30 lbs.	\$6.95

Fountains Without Heater Base \$3.50

32HC3336 1/4	8 gal. Wt., 11 lbs.	\$3.50
32HM3337 1/4	12 gal. Wt., 18 lbs.	\$4.65

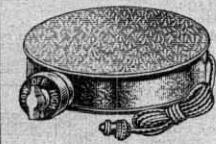
If by mail, add 30c postage.



Electric Fountain Heater

Will keep any poultry fountain from freezing. Saves time, turns on or off instantly. Durable and efficient heating element. Three-way switch gives three variations of heat. Consumes current accordingly, 35 to 100 watts. Diameter, 10 inches with 8-foot weatherproof cord and plug. Can be used with any 105 to 115-volt current. Postpaid.

32H3180 1/4	Wt., 4 lbs.	\$2.10
-------------	-------------	--------



Automatic Float Valve

Made entirely of brass and copper. Can be connected to pipe line, open tank or barrel. Will work under any pressure. The installation of one of these valves in a trough or pan will solve your poultry watering problems. Threaded for 1/4-inch pipe. Pan not furnished. Wt., 1 lb. Postpaid when included in \$2.00 orders.

32H3220		85c
---------	--	-----

Sanitary No Splash Waterer and Feeder

A high quality product, made of gray color stoneware. Jar and base glazed all over. Adjustable to feed milk, water or buttermilk. Acid proof, easily cleaned, strictly sanitary. Base, 8 in. in diameter; 8 holes. Will not splash when filling. Cap., 1 gal. Wt., 14 lbs.

32HC3225 1/4	Not Prepaid. 70c
--------------	------------------

If by mail add 36c postage.



Glazed Stoneware Fountain

New, convenient style. Low priced. For water or thick milk. Cone-shaped bottom feeds every drop. Two feed openings. Can be set on ground for filling as small legs hold it upright. Wire ball for carrying. Holds 1 gallon. Weight 11 pounds.

32HC3224 1/4	Stoneware Fountain. Each. Not Prepaid.	60c
--------------	--	-----

If by mail add 30c postage.




Automatic Egg Grader

Producers get better prices for graded eggs. Hatchery men improve their hatches and breeders insure more uniform flocks by grading the hatching eggs.

This grader is quick and accurate. By placing egg in cup, it automatically indicates the weight in ounces per dozen ranging from 19 ounces to 30 ounces per dozen. No loose or sliding weights or springs used. Made of aluminum, rustproof and durable.

32H3321	Postpaid.....	\$2.85
---------	---------------	--------



Peat Poultry Litter and Horticultural Peat Moss

Genuine imported peat moss, dried and compressed. Absorbs moisture, and droppings. Has some disinfectant qualities and does not harbor lice. Used in brooder and laying houses, hog pens, fox dens, etc. Lasts a long time. An excellent garden mulch and fertilizer. Regular size, 12-cu. ft. bale, will cover 100 sq. ft., 3 in. thick. Weight varies with moisture content. The horticultural grade is finer ground than the Poultry Litter. Poultry Litter shipped from our store—Horticultural Peat from warehouse in Chicago. Not Prepaid.

32HM3360 1/4	Regular size bale.	\$2.48
32HM3361 1/4	Half size bale. Poultry Litter. Wt., 65 lbs.	\$1.45
32HC3362 1/4	Quarter size bale. Poultry Litter. Wt., about 35 lbs. Each.	95c
32HM3365 1/4	Horticultural Moss. Full bale. Wt., 100 to 135 lbs.	\$2.75



Poultry Punch

Will not pinch or tear the web. Use for either chicks or fowls. Nickel plated finish. Wt., 3/8 lb. Postpaid if part of \$2.00 order or more.

32H3195		28c
---------	--	-----



SPECIAL PRICES

for BRADLEY CENTENNIAL



Double Side Feeding Trough for Chicks and Growing Stock

Sliding top makes filling easy. Pan and top each in one piece; no seams, rivets or solder. Postpaid if included in \$2.00 orders or more.

32HC3155—Galvanized, 10 inches long, 10 holes. Wt., 1 lb. Each. **14c**

32HC3156—Galvanized, 20 inches long, 20 holes. Wt., 1 1/2 lbs. Each. **24c**

32HC3158—Heavy Coated Tin for butter-milk, 20 inches long, 20 holes. Wt., 1 1/2 lbs. Each. **28c**

Round Feeder for Chicks




Removable top, no crowding, no waste of feed. Postpaid if included in \$2.00 order or more.

32HC3153—Galvanized. Diam., 6 in. **10c**

32HC3154—Galvanized. Diam., 8 in. **16c**

32HC3160—Heavy Coated, Tin, for butter-milk and wet mash as well as for dry feeds. Diam., 12 in.; 22 holes. Wt., 1 1/2 lbs. Each. **50c**



Reel Top Chick Trough

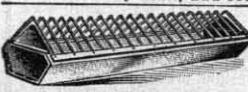
For growing stock. A good strong trough. 2 1/2 inches deep, 4 1/2 inches wide. Total height, 5 inches. Rounded bottom. Edges turned in to prevent waste of feed. Revolving galvanized reel prevents roosting and can be raised as chicks grow larger. All galvanized.

32HC3200 1/4—29 in. long. Wt., 3 lbs. **46c**

If by mail, add 14c postage.

32HC3201 1/4—47 in. long. Wt., 5 lbs. Each. **60c**

If by mail, add 18c postage.



Growing Stock Feeder

Galvanized. Welded wire grill prevents roosting. Grill is easily removed for cleaning trough. Ht., 5 in. Trough, 3 in. deep, 6 1/2 in. wide, turned in at sides to prevent billing out feed.

32HC3182—29 in. long. Wt., 5 lbs. **57c**

Each. Not Prepaid. If by mail, add 18c postage.

32HC3183 1/4—47 in. long. Wt., 7 lbs. **85c**

Each. Not Prepaid. If by mail, add 22c postage.

NOTE: When items on which we would ordinarily pay postage are shipped by freight, we will make an allowance on your bill for a proportionate amount of the shipping charges. We advise that wherever possible you include in your order enough items to make up a 100 lb. freight shipment as you thereby greatly increase your savings.

Metal Egg Carriers



For par- And Up. For parcel post, light, safe, durable. Also used as butter or poultry package. Galvanized steel. Fillers, cardboard cups. Improved fastener holds cover in place. Improved slot arrangement for address and stamp cards. Not Prepaid.

Catalog Number	Cap. Doz.	Wt. Lbs.	Each	If By Mail Add Postage
32HC3100	2	4	\$0.88	16c
32HC3101	4	5	1.20	18c
32HC3102	6	6	1.35	28c

Handy Basket and Egg Carrier




Carry eggs to market, then fold up fillers and flats and use as market basket. A dandy picnic basket. Extra quality, woven with double thickness splints. Bottom has hardwood frame. Folding handle. 12x12 and 11 inches deep. Holds 12 dozen eggs. Not suitable for parcel post shipping of eggs. Complete with hinged lid. Not Prepaid.

32HC3184 1/4—Basket only. Without egg fillers and flats. Wt., 4 lbs. **80c**

If by mail, add 16c postage.

32HC3185 1/4—Complete with fillers and flats. Wt., 7 lbs. **95c**

If by mail, add 22c postage.



Large Capacity Feeders

—For chicks and young growing stock.
—Sliding top cover, easy to clean and fill.
—Heavy galvanized steel. Guard prevents waste of feed.
—Birds cannot roost on top or sides.
—Feed openings have turned-in smooth edges.
—Both sizes 8 1/2 in. wide, 7 in. high.

32HC3159—21 in. long; 16 openings each side. Holds 10 qts. Wt., 4 lbs. Not Prepaid. **63c**


If by mail, add 16c postage.

32HC3163 1/4—35 in. long; 27 openings each side. Holds 17 qts. Wt., 8 lbs. Not Prepaid. **98c**

If by mail, add 24c postage.

Big Capacity Round Hopper Feeders

\$2.65




Ideal for feeding dry mash to large flocks. Round shape enables fowls to eat all around. No crowding. Cover can be closed over openings on feed trough to keep out mice and rats. Hopper is galvanized steel. Bottom heavy rust-resisting t e n e plate. Supporting stand has channel steel legs.

32HC3128 1/4—36 quart capacity. Weight 15 lbs. Not Prepaid. **\$2.65**

If by mail add 38c postage.

32HM3118 1/4—65-quart capacity. Weight 33 pounds. Not Mailable. Not Prepaid. **\$4.25**

Dry Mash Hopper Feeders



Curved bottom throws feed forward and taper shape prevents clogging. Feeds any kind dry mash. Has partitions and swinging front, hinged lid over hopper and trough keeps out rats and vermin. The 36-inch size has five soldered partitions.


Catalog Number	Width	Weight	Not Prepaid	If by Mail Add Postage
32HC3113 1/4	12-inch	6 lbs.	\$0.98	20c
32HC3114 1/4	24-inch	10 lbs.	1.50	28c
32HC3050 1/4	36-inch	15 lbs.	2.75	38c

Wood Nest Eggs



Made of wood, white enameled, unbreakable non-chilling, no taint. Twelve in standard egg carton. Postpaid if included in \$2.00 order. Wt., 1 1/2 lbs.

32H3354—Per dozen. **40c**



Wood, light, strong. Collapsible, strawboard fillers. For express or parcel post.

32HC3173 1/4—12 dozen size. Wt., 5 1/2 lbs. **47c**

Each. Not Prepaid. If by mail add 20c postage.

32HC3103 1/4—6 doz. size. Wt., 4 lbs. **42c**

Not Prepaid. If by mail add 16c postage.

32HC3165—Extra Fillers for 36 dozen eggs. Wt., 4 lbs. Not Prepaid. **28c**

If by mail add 16c postage.

CELLULOSE LEG BANDS. Package of 100 of one color. Colors: Red, blue, yellow, green, black. Postpaid if included in \$2.00 order.

32H3317—1/4-inch Baby Chick. Size. Wt., 1/2 lb. **28c**

Package.

32H3318—3/8-inch for small breeds. Wt., 1/2 lb. Package. **38c**

32H3319—1/2-inch. American Breeds. Wt., 1/2 lb. Pkg. **42c**

32H3320—3/4-inch. Asiatic breeds. Wt., 1/2 lb. Pkg. **48c**

NUMBERED ALUMINUM LEG BANDS. Plastic. aluminum. Fits any size fowl. Postpaid if included in \$2.00 order or more.

32H3205—50 bands. Numbered 1 to 50. **22c**


Wt., 1/2 lbs.

32H3206—100 bands. Numbered 1 to 100. **38c**

Wt., 1 lb.

32H3204—200 bands. Numbered 1 to 200. **75c**

Wt., 1/2 lb.



4 In 1 FEEDER

Equally Suitable for Chicks, Fowls, or Growing Stock

\$1.10
And Up

One of Our Greatest Values!

—Can't clog; no wasted feed; large capacity. Cleanable.
—Trough 11 inches wide, 2 inches deep.
—Hopper 7 inches high.
—Bottom and trough shaped to prevent clogging and distributes feed entire width of trough.

—Strongly made of galvanized metal.
—Edges turned in prevent billing out of feed.
—No sharp edges anywhere. Snap-on cover.
—Hinged grid keeps birds out, but permits reaching feed.
—Birds can't roost on top or sides.

32HC3170 1/4—21 in. long; holds 12 qts. Wt. 6 1/2 lbs. **\$1.10**

Not Prepaid. If by mail add 22c postage.

32HC3171 1/4—35 in. long; holds 17 qts. Wt. 11 lbs. **\$1.50**

Not Prepaid. If by mail add 30c postage.



Five-Foot Wire Guard Flock Feeder


For feeding wet and dry mash or green feeds to a large flock of fowls. The welded galvanized wire guard prevents birds from roosting and saves feed. Guard is hinged and can be thrown back for filling and cleaning trough. Trough is heavy galvanized steel, 5 ft. long, 8 in. wide and 5 in. deep with turned-in edges to prevent billing out of feed. Supporting stand has strong angle steel legs, rigidly braced. Stout wooden perches, 17 inches high. The trough sets securely on the stand, but is not bolted down making it easily removable. Trough can be used separately. Holds 32 quarts of feed.

32HC3167 1/4—Wt., 30 lbs. Not Prepaid. **\$3.45**

If by mail, add 68c postage.

5-Foot Poultry Feeder or Waterer

\$2.70




Fine for Ducks or Chickens

Length 5 feet, height 15 inches. Made of galvanized steel, strongly braced and reinforced. Legs are galvanized steel, strong and substantial, bolted to trough. Trough has wide turned-in flange on each side, preventing waste of feed. Has tilting or swinging cover to protect contents and prevent chickens roosting on top. Cover can be raised, lowered, or removed for filling or cleaning trough. Trough is 8 inches wide at top, 5 inches deep and holds 32 quarts of feed, or 8 gallons of water. Shipped crated.

32HC3168 1/4—5-foot poultry feeder. Wt., 16 lbs. **\$2.70**

Price, Not Prepaid. If by mail, add 40c postage.



5-Foot Low Priced Flock Feeder

A very substantial but inexpensive feeder, suitable for a large flock of chickens. Revolving wooden reel prevents roosting and keeps fowls out of trough. Trough is galvanized steel 5 feet long, 7 1/2 inches wide and 4 1/2 inches deep with turned in edges to save feed. Angle iron stand, well braced. Wooden perches are 13 inches from ground.

32HC3181 1/4—Wt., 20 lbs. Not Prepaid. **\$2.85**

If by mail, add 48c postage.



Handy Chick Trough

Galvanized, half round, easily cleaned. Turned-in flange prevents waste of feed. Wire guard can be raised as chicks grow to keep them out of trough. 2 1/2 inches wide, 2 inches deep. Packed knocked down and nested.



Improved Chick Trough Double Side

Made of heavy galvanized steel. Feeder holes have smooth turned edges. Easy to clean and fill. Width of pan 4 inches, depth at outer edge 1-inch, total height 3 inches. Postpaid if included in \$2 orders or more.

32H3149—17 1/2 inches long. Wt., 1 1/2 lbs. **32c**

32H3150—23 1/2 inches long. Wt., 2 lbs. Ea. **40c**

32H3146—35 inches long. Wt., 3 lbs. Ea. **56c**

Grit and Shell Boxes



Standard size. Strongly made of galvanized steel.

32HC3161—Three-compartment size. Weight 3 lbs. Not Prepaid. **54c**

If by mail, add 14c postage.

32HC3162—Four-compartment size. Weight, 4 lbs. Not Prepaid. **75c**

If by mail, add 16c postage.

Oat Sprouters



Sprouted oats increase egg production. Galvanized pans 15 1/2 inches in diameter, set 5 inches apart. Bottom pan not perforated; serves as drip pan. Detachable legs. Not Prepaid.

32HC6075 1/4—Wt. **80c**

6 1/2 lbs. With 4 pans.

32HC6076 1/4—Wt., 13 lbs. With 8 pans. **\$1.60**

If by mail, add 22c postage.

NEEDS THESE

Minerals



COMPLEX MINERAL MIXTURE

For Hogs

Costs less than 1/2c per day per hog. Mineral Mixtures are an absolute necessity for the profitable production of hogs. Our Complex Mixture is complete—it is so rich in health building ingredients that only a small amount is required in the hogs' daily ration.

Our Complex Mixture has, in addition to the ordinary bone and tissue building elements, 1—Ingredients to help prevent the re-accumulation of worms, 2—Ingredients to keep swine healthy and productive, 3—Ingredients to aid in the prevention of scurvy and hairless pigs, 4—Ingredients to produce earlier finish in order to save on regular feed and to derive the benefit of peak markets.

Formula: Limestone, 34.97%; spent bone black, 25%; salt, 14%; sulphur, 1%; copperas, 0.50%; glauber salts, 8%; hard wood ashes, 5%; meat meal, 5%; potassium iodide, .03%; iron-cop mineral blend, 1.50%; bone derived calcium sulphate, 7%. Shipped from Indianapolis, Ind., or Kansas City, Mo.

8HM795 1/4 100 lbs. \$2.59 300 lbs. \$7.65
Not Prepaid

For Best Results Feed Reputation Minerals

- 1—Builds larger bone framework and better finish.
- 2—Helps prevent and reduce worms.
- 3—Keeps breeding stock fit and helps provide sows with the elements for large litters.
- 4—Helps keep bowel movements regular.

SIMPLE MIXTURE

For Hogs

Inexpensive—Essential

A low priced mineral supplement containing those five necessary ingredients without which hogs cannot thrive. This is a well balanced formula intended to meet the need for a low priced simple mixture. Helps stop wood chewing and dirt eating.

Formula: Common salt, 15%; high calcium limestone, 49.97%; bone black, 33.60%; potassium iodide, .03%; iron-cop mineral blend, 1.40%. Shipped by freight or express. Not Prepaid, from factory near Indianapolis, Ind., or Kansas City, Mo.

8HM790 1/4 100 lbs. \$1.69
300 lbs. \$4.85

Sheep Mineral

Sheep need minerals for successful growth.

Formula: Salt, 25%; limestone, 10.07%; spent bone black, 31%; hardwood ashes, 5%; tobacco dust, 5%; glauber salt, 5%; iron-cop mineral blend, 1.50%; sulphur, 4%; sodium bicarbonate, 3.40%; potassium iodide, 0.03%; bone derived calcium sulphate, 10%. Shipped from Indianapolis, Ind., or Kansas City, Mo.

8HM793 1/4 100 lbs. \$2.79 300 lbs. \$7.98
Not Prepaid



VETERINARY WE PAY THE POSTAGE ON INSTRUMENTS



Dose Syringes

Made of nickel plated seamless heavy brass tubing. Will not leak or back-fire. Complete with heavy dose and thin Quittor pipes. Shpg. wts., each, 1 lb.

8H1918—Capacity, 2 oz. .94c
8H1919—Capacity, 4 oz. \$1.69



Milk Fever Outfit

Be prepared. Milk fever is often fatal if not treated in time. This easy-to-use outfit injects sterilized air into the udder relieving this condition. Full directions included. Metal air pump and carbolated cotton.

8H1894 \$2.59
Postpaid



Cattle Trocar With Canula

To drain abscess or relieve boil. Nickel plated.


8H1973 Shpg. wt., 1 1/2 lb. .63c
8H1974—Shpg. wt., 7/8 lb. .44c



Castrating Knife

Metal handle. Two blades. High grade steel.

8H1893 Shpg. wt., 7/8 lb. \$1.19



Hard Milker Outfit

Easy to use. Directions furnished. Postpaid.

8H1879 \$2.49



Milk Tubes

Nickel plated, self-retaining. Shpg. wt., 1/2 lb.

8H1975 Set of 4 tubes. .36c

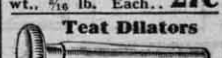


Horse Tooth Float

For upper or lower teeth. Nickel plated.

8H1862 Postpaid. \$2.69

8H1863—Shpg. .27c
wt., 1/2 lb. Each.



Teat Dilators

Nickel plated, non-corrosive. Used on hard milkers. Shpg. wt., 1/2 lb.

8H1977 Set of 2. 36c

Diversol



Sterilizes Cleanses Deodorizes Farmers everywhere are talking about Diversol—the marvelous Crystal Sodium Hypochlorite sterilizer that destroys bacteria with cold water and saves bothering about steam and hot water. Diversol is handier than liquid sterilizers and costs much less. Two-pound can makes 200 gallons of sterilizing solution.

8H620—2-lb. can, Shpg. wt., 2 1/2 lbs. 89c

Postpaid if part of \$2 order.

8H621 1/4—10-lb. can, Postpaid. \$3.57

Mor-Milk



The new way to increase farm profits. Mor-Milk means more money for you. Feeding your calves Mor-Milk enables you to sell your milk and cream at a profit. Start your calves on Mor-Milk from the fourth day on and you will be pleased with the results. This is not a calf meal, but a concentrated, low protein nutritious milk food for calves, pigs and chickens. And how it saves you money! One pound of Mor-Milk will save approximately 8 gallons of whole milk. Try a package today, and you'll come back for more.

8H802 1/4—8-lb. Carton \$1.27

Shipping weight, 10 lbs.

Postpaid when included in orders of \$2 or more.

Whiz-Fly Spray



Will not stain or blister. Protect your cattle during warm days from annoying flies and insects. Spray them morning and evening. Leaves coat smooth and glossy. Can also be used on horses and hogs. Shpg. wt., 12 lbs.

8H2072 1/4—1 gal. can. 98c

Estimated Freight Charges on Mineral Feeds

per 100 lbs.
150 miles, 35c; 300 miles, 46c;
500 miles, 76c; 750 miles, \$1.03.

100 lbs. TOBACCO POWDER Popular remedy for worms in poultry and sheep. Not less than 1% nicotine. Used as an insecticide on plants. Shipped from stock. 8H912—5 lbs. Shpg. wt., 5 1/2 lbs. 49c 8HM913 1/4 100-lb. bag, Not Prepaid. \$4.98	100 lbs. EPSOM SALT The most popular laxative and purgative for stock. Fine quality, mild, easily administered. Highly recommended by agricultural colleges. Shipped from stock. Not Prepaid. 8HM758 1/4 100 lbs. \$2.79 300 lbs. \$7.95	100 lbs. POWDERED SULPHUR A good blood purifier and conditioner. Used with regular feeds or in combination with other minerals. Shipped only by freight. Not Prepaid, from factory in Northeastern Ill. 8HMS07 1/4 100 lbs. \$2.59 300 lbs. \$7.50
100 lbs. COPPERAS (Iron Sulphate) A good iron tonic. Also used as a disinfectant. Shipped from stock. Not Prepaid. 8HM762 1/4 100 lbs. \$1.79 300 lbs. \$5.30	100 lbs. GLAUBER SALT A fine laxative and bowel regulator for all livestock. Shipped from stock. Not Prepaid. 8HM785 1/4 100 lbs. \$1.69 300 lbs. \$4.89	100 lbs. POWDERED CHARCOAL Digestive and conditioner. Shipped only by freight. Not Prepaid from factory in Northeastern Ill. 8HM772 1/4 50 lbs. \$1.15 8HM773 1/4 100 lbs. 2.15

100 lbs. OYSTER SHELLS Approximately 98% Calcium Carbonate For the production of hard shelled eggs. These are clean, odorless, ground to right size. No clamshells. Shipped from stock. Not Prepaid. 8HM961 1/4 100 lbs. \$0.85 2 100-lb. bags . . . 1.65	100 lbs. CHICKEN GRIT Cryo-Co. Approximately 99% Calcium Carbonate Hens need lime and grit. This is clean sharp, hard limestone crushed to right size for your hens. Shipped from stock. Not Prepaid. 8HM960 1/4 100 lbs. \$0.65 3 100-lb. bags . . . 1.90	100 lbs. GRANULAR CHARCOAL Absorbs stomach gasses, aids digestion and helps check diarrhea. Cannot be shipped by mail or express. Shipped from Northeastern Ill. Freight only. Not Prepaid. 8HM963 1/4 50 lbs. \$1.25 8HM964 1/4 100 lbs. 2.39	100 lbs. ODORLESS STEAMED BONE 85% Bone Phosphate Lime Because of the wide fluctuations in market prices, it is impossible for us to quote a fair fixed price on this article. We suggest you write for our latest prices. 8HMS03 1/4 Write for prices.
--	---	--	---

Original Iowa Big 10 Supplement

This is the widely known 40% supplemental feed developed at Iowa State College, where it was proved to be a much more effective and more economical ration balancer than tankage. Feed this excellent product to your hogs with corn alone and you will have a completely balanced food containing minerals as well as protein. Takes the place of tankage and is much cheaper in actual feeding. Formula: Tankage, 68% protein, 40%; cotton seed meal, 43%; linseed oil meal, 34% protein, 15%; choice alfalfa meal, 12.8%; salt, 1%; limestone flour, 1.5%; hardwood ashes, 0.5%; iron-cop mineral blend, 0.198%; potassium iodide, 0.002%. Shipped from factory at Indianapolis, Ind., Not Prepaid.

8HM811 1/4—100 lbs. \$2.89

STOCK FEEDING MOLASSES

Every modern stockman, dairyman and poultry man knows that molasses as a part of the ration is one of the most economical, nourishing and healthful foods. It is far better than many grain feeds and is often considerably cheaper. The use of molasses makes available as a feed all the roughage the farm produces. By adding to the palatability of the ration, all hay, straw and dry corn stalks are consumed and the food value of the molasses is maintained in the roughage just as much as in mixed feeds. As an appetizer, conditioner and mild laxative, molasses ranks high. Each barrel about 54 Gal. Shpg. wt. about 700 lbs. In writing for our latest quotations refer to number 8HM836 1/2.

Reputation DP AND DISINFECTANT

Economical and Efficient
Sanitation is without question one of the most important requirements for keeping livestock healthy. Reputation Dip and Disinfectant is an insecticide and deodorizer as well as a disinfectant and antiseptic.
Reputation Dip should be used for any and all of the following: 1.—Sheep Dip, 2.—Hog Wallow, 3.—Barn and stable disinfectant, 4.—Poultry house disinfectant, 5.—Kennel disinfectant and deodorant, 6.—Disinfectant of wounds, 7.—General household deodorant, 8.—Disinfectant for hospital and sickrooms.
Reputation neutralizes offensive odors, combats soil pollution and will prove a valuable aid in preventing disease. This is not an ordinary product but a double strength dip, 5 times as effective as carbolic acid, therefore you use less to obtain the desired result. Makes a superior milk-white emulsion. Directions on each can. Shpg. wt., 10 lbs. per gal. Not available. Not Prepaid, 1 and 5 gal. cans shipped from stock. 50 gal. drum shipped from warehouse in Chicago.

8HM609 1/4 1 gal. \$1.19
8HM612 1/4 5 gals. \$4.39
8HM614 1/4 50 gal. drum \$29.45

Hog Deworming Oil

A pure and safe remedy for worms in hogs. Made of oil of Chenopodium and castor oil. Directions on bottle. Postpaid when included in \$2 order.
8H857—One Pt. \$1.19
Shpg. wt., 3 lbs.
8H858—One Qt.
Postpaid. \$2.19
8H859—One Pt. \$7.79
Brass syringe for giving oil. Graduated piston, 2-oz. cap.
8H1920—Shpg. wt., 1 lb. 93c

Santonin Worm Tablets

For Hogs
Each tablet contains santonin, arca nut, aloin, oil of worm seed, calomel, and soda bicarbonate in the correct proportions. Santonin has the recommendation of feed experts as one of the best products for ridding hogs of worms. The other ingredients, too, are very beneficial. Supplants the old time dangerous balling gun and capsules. Postpaid.
8H883—Box of 25 tablets. \$2.59

5 Big Improvements!

MEAN BETTER SERVICE . . . LONGER LIFE

The **GREATEST SPRAYER VALUE** We have Ever Offered!

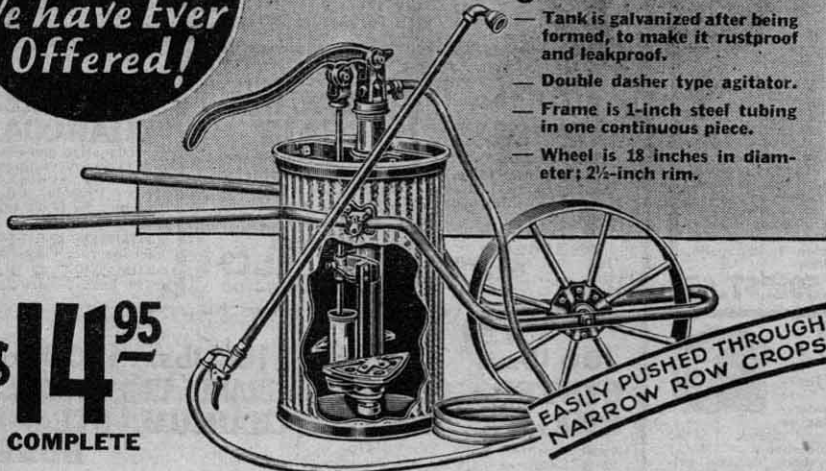
- 1 Bigger and Better Pump; Produces 150 to 200 lbs. Pressure.
- 2 Larger Tank—16-gal. capacity . . . heavy corrugated steel,
- 3 reinforced top and bottom.
- 4 Heavy Seamless Brass Pump Cylinder, 1 1/2 x 7 in.
- 5 Air Chamber is 1 1/2-inch Iron Pipe, 30 in. long.
- 6 Longer Frame.

— Tank is galvanized after being formed, to make it rustproof and leakproof.

— Double dasher type agitator.

— Frame is 1-inch steel tubing in one continuous piece.

— Wheel is 18 inches in diameter; 2 1/2-inch rim.



EASILY PUSHED THROUGH NARROW ROW CROPS

\$14⁹⁵
COMPLETE

New HERCULES Wheelbarrow SPRAYER Saves You More

Bigger and better than ever! Mechanical improvements galore! The ideal all-round sprayer for the farm! Sprays lice on hogs, fly oil on sheep, stock dip, etc. Used for disinfecting chicken houses, hog pens, barns or stables; for whitewashing and cold water painting. Pump can be removed and tank and barrow used for carrying water, feed grain, or slop. Equipped with Brass Ball valve and brass screen strainer;

not affected by strong mixtures. Large air chamber means continuous pressure. Has 12 feet of heavy 3/8-inch spray hose, automatic shut-off cock, 32-in. extension rod and angle nozzle. Small trees can be sprayed by using extension rod regularly furnished. To reach high trees, use Bamboo Pole 42HM943/4. Shpg. wt., 75 lbs.

42HM937/4—Not Prepaid **\$14.95**

Monarch Wheelbarrow Sprayer

- Develops 150 to 200 pounds pressure.
- Open top, 12-gallon galvanized steel tank.
- 16-inch steel wheel with 1 1/2-inch rim.
- Heavy seamless brass pump cylinder, 1 1/2 x 8 inches.
- Air chamber is heavy steel tubing, 1 1/2 x 26 inches.
- Bronze ball valves; brass screen strainer.
- 4 1/2 inch cup plunger agitator.
- Frame, 1-inch steel tubing.
- 8 feet of 3/8-inch hose, shutoff and nozzle.

An excellent low priced wheelbarrow sprayer, used for spraying orchards and garden crops. Will handle whitewash, kalsomine, insecticides, light oils and other spraying solutions. Brass hose connection at top of air chamber. Height, overall, 32 1/2 inches. Tank has folded and soldered seams, with full roll rim. Shpg. wt., 38 lbs.

42HC935/4—Not Prepaid **\$9.65**

If by mail, add 64c postage.



\$9⁶⁵

For insecticides and other spraying materials, refer to index.

DEVELOPS 200 LBS. PRESSURE

— A very powerful and efficient Barrel Spray Pump. **PUMP ONLY \$9⁵⁰**

— Seamless brass pump cylinder, 2 1/2 inches in diameter.

— All working parts are bronze or brass, not subject to corrosion.

— Twin paddle agitators keep solution thoroughly mixed.

— Valves are easily removable for cleaning.

— Long pump handle gives powerful leverage.

— Full cupped plunger leathers.

This strong and powerful barrel spray pump develops 150 to 250 pounds of pressure easily and is quality-proved. Yet we ask 1/3 less than you'd have to pay elsewhere! It will give you economical and dependable service for years.

Ideal for spraying orchards and vineyards, for whitewashing and cold water painting. Easily operated. Slow pumping produces heavy, mist spray. Adjustable for long or short stroke. Has connections for two leads of 1/2 in. hose. A brass cap is included for one of the outlets so that only one hose may be used if desired. Barrel not included.

42HC929/4—Pump only, without hose or nozzle. Shipping weight, 53 lbs. Not Prepaid **\$9.50**

If by mail, add 87c postage.

42HC942/4—Complete with 12 1/2 feet of hose, shutoff cock and nozzle. Shipping weight, 56 lbs. Not Prepaid **\$10.98**

If by mail, add 91c postage.



DEVELOPS 150 LBS. PRESSURE

— Seamless brass pump cylinder, 1 1/2 inch diameter. **PUMP ONLY \$4⁹⁵**

— 3 a 11 valves and seats are of bronze.

— All working parts brass or bronze to prevent corrosion.

— Rustproof steel air chamber, 1 1/2 inch diameter.

— Plunger equipped with full-cupped leathers.

— Efficient strainer of ample area prevents clogging.

— Strainer is easily removable for cleaning.

— Dasher type agitator, adjustable.

A remarkably dependable barrel sprayer costing less, by several dollars, than its nearest quality competitor elsewhere. Sturdy and efficient—built for long service, and for all manner of spraying and whitewashing.

Capacity of one gallon a minute can be maintained at 150 pounds pressure with no strain on the operator. The agitator is of sufficient area to keep the ingredients thoroughly mixed. Pump is equipped with adjustable bracket casting for attaching within a tub or any height barrel. An efficient strainer pressed into the base of the pump, prevents clogging. It is easily removed for cleaning. For saving and satisfaction choose this sprayer. Barrel not included. Shpg. wt., 30 lbs. Not Prepaid.

42HC930/4—Pump only without hose or nozzle. **\$4.95**

If by mail, add 52c postage.

42HC934/4—Pump complete with 8 feet of 3/8-inch hose and nozzle **\$5.80**

If by mail, add 53c postage.



BIG REDUCTIONS ON BUCKET SPRAYERS

Combination Spray Pump

For Bucket or Barrel

- Develops 150 lbs. pressure.
- All working parts are brass.
- Steel air chamber, 1 1/2 x 26 in.
- Brass pump cylinder, 1 1/2 x 7 in.
- Spray and steady stream nozzles.
- Steel plunger, leather cups.
- 5-ply, 3/8 in. hose 3 feet long.
- Cup type Agitator.

At this price, this combination pump defies comparison with sprayers selling for at least \$2.00 more elsewhere.

Used with bucket or barrel for all general insecticide spraying, whitewashing, cold water painting and disinfecting. Produces large, powerful, continuous spray. Malleable iron, adjustable foot rest can be removed when pump is used with bucket. Widely used with solid stream as bilge pump, fire pump, or for cleaning windows and automobiles. Bolts to inside of barrel.

42H907/4 **\$3.80**

Postpaid



Develops 200 pounds pressure. Cylinder and working parts are brass. 25 inches high.

Double acting; pumps on both up and down strokes. Bronze ball valves.

An efficient bucket sprayer for whitewash, insecticides and water for washing windows and autos. Pump and working parts are non-corrosive. Gives continuous even spray. Has 3 ft. of 3/8-inch hose and 2 nozzles. Bucket not included. Postpaid if included in \$2 order. **\$1.89**

42H947/4 **\$1.89**

Postpaid



Brass pump cylinder and air chamber. Bronze ball valves.

Pumps on down stroke. Air chamber maintains continuous spray. Easy to operate.

Just the equipment for small jobs where a larger spray pump is not needed. Sturdy, powerful pump. Height overall, 24 1/2 inches. Equipped with 3 feet of 3/8-inch hose, spray nozzle and solid stream nozzle. Bucket not included. **\$2.65**

42H915/4—Postpaid **\$2.65**

Postpaid

Knapsack Sprayer

\$4⁹⁵ Post Paid

- Double acting tubular pump.
- Will develop 200 pounds pressure.
- Pump cylinder, seamless brass tubing, 1 1/2 x 23 1/2 inches.
- Air Chamber, seamless brass tubing, 3/4 x 19 inches.
- Bronze ball valves.
- Galvanized tank, 13 1/2 x 14 1/2 x 6 1/2 inches, with brass filler cap, and strainer.

A high pressure pump for spraying vines, shrubs, vegetables, field crops, washing windows and autos, and as emergency fire pump for controlling brush and grass fires. Tank is carried on back and held by adjustable web shoulder straps. Operated by working telescoping brass tubes forward and backward. Has wood handles, 2 1/2 feet of 1/2-inch hose with weighted iron pipe strainer and nozzle for fine spray or solid stream. **\$4.95**

42H904/4—Postpaid **\$4.95**

Double Acting Tubular Sprayer

Same pump as furnished with Knapsack Sprayer described above. Suction hose with weighted iron pipe strainer. Nozzle for spray or solid stream. **\$2.85**

42H938/4—Postpaid **\$2.85**

Protect Your Farms and Gardens!



Farmers' Bulletin 1371, Diseases and Insects of Garden Vegetables, published by the U. S. Department of Agriculture will prove invaluable to you, time and time again, in the proper care of your farms and gardens.

To procure this booklet, simply address your request to the Office of Information, United States Dept. of Agriculture, Washington, D. C.—Ask for Farmers' Bulletin 1371.

These booklets will be sent FREE as long as the supply lasts.

5 1/2¢
PER
FOOT
AND UP

WE PAY THE POSTAGE ON
ORDERS of \$2.00 OR MORE



Tested to 50% Overload

Spray Hose for high or medium pressure. Sold in standard lengths of 12 1/2, 25 or 50 ft. with couplings for each end of hose, or hose only by the foot. Hose without couplings is sold only in multiples of 5 feet. Half-inch hose fitted with 3/4-in. female hose connection on one end and 1/2-in. male nozzle connection on other end; 3/8-in. hose furnished with standard 3/4-in. brass male and female connections.

Perfection 5-Ply Sheeting Smooth Spray Hose

Guaranteed for 100 pounds working pressure.
42H962 1/4—Hose without couplings.
 Size, 3/4-inch. Shpg. wt., 7/16 lb. per ft. Price per ft. **5 1/2¢**
 Size, 1/2-inch. Shpg. wt., 7/16 lb. per ft. Price per ft. **6 1/2¢**
 Couplings extra, attached, per set. **28¢**
 Spray Hose is Postpaid if included in Orders of \$2.00 or more.
42H961 1/4—Hose complete with couplings.
 3/4-inch hose

Length, feet	12 1/2	25	50	12 1/2	25	50
Shpg. wt., lbs.	1 1/2	3 1/2	6 1/2	2 1/2	4 1/2	8 1/2
Per Length	95¢	\$1.59	\$2.95	\$1.05	\$1.85	\$3.50

Hercules Double Braid 1/2-Inch Spray Hose

Non-Kink hose, guaranteed for 225 pounds pressure. Shpg. wt. per foot, 1/2 lb. Postpaid if included in \$2 order.
42H957 1/2—Hose without couplings. Per foot. **8 1/2¢**
 Couplings extra, attached, per set. **28¢**
42H952 1/2—Hose complete with couplings.

Length, feet	12 1/2	25	50
Shpg. wt., lbs. per length	3 1/2	6 1/2	13
Price, per length	\$1.33	\$2.35	\$4.35

Super Hercules 6-Ply Heavy Duck Spray Hose

Guaranteed for 400 pounds working pressure. Specially adapted for power sprayers. Size, 1/2-inch. Can be furnished in one continuous length up to 500 feet if desired. Shpg. wt., 1/2 lb. per foot.
42H967 1/2—Hose without couplings. Per foot. **13¢**
 High Pressure Couplings extra, attached, per set. **60¢**
42H968 1/2—Hose complete with high pressure couplings.

Length, feet	12 1/2	25	50
Shpg. wt., lbs. per length	3 1/2	7 1/2	14
Price, per length	\$2.20	\$3.80	\$7.00

Misty Spray Nozzles

Have fine and coarse spray discs. Threaded to fit standard 3/4-inch pipe connection. Wt., 7/16 lb.
42H956—Straight. **25¢** **42H958**—Angular. **32¢**
 Postpaid if included in \$2 order.

One Point Vermorel Nozzle
 Threaded for 3/4-inch pipe. Has coarse and fine discs. Postpaid if included in \$2 order.
42H964—Wt. **49¢**
 7/16 lb.

Bordeaux Nozzle
 For spraying, white-washing and cold water painting. Threaded for 3/4-inch pipe. Postpaid if included in \$2 order.
42H960—Wt., 7/16 lb. **40¢**

Bamboo Poles
 For spraying tall trees. Brass tube extends through center of pole. Shut-off cock at lower end; brass drip deflector at top. 3/4-in. pipe threads. Length, 8 ft. Shpg. wt., 5 lbs. Not Mailable.
42HM943 1/4 **\$2.55**
 Not Prepaid.

Galvanized Extension
 Galvanized iron, 8 ft. long, 3/4-inch size, for spraying tall trees. Threaded both ends, with one coupling. Wt., 4 lbs. Postpaid if included in \$2 order.
42H1415 1/4 **55¢**

Glass Jar Duster
 Complete **99¢**

Hand Pump Duster
 Length overall, including galvanized steel extension tube, 40 inches. Cylinder, 17 1/2 inches long, 1 1/4 inch diameter. Heavy steel plunger; treated leather cup; waxed wood handle. Capacity of duster, about 3 pounds. An efficient direct compression duster, with durable glass reservoir. Suitable for all dusting materials such as used for vegetables, tobacco, cotton, small fruit trees, shrubbery, etc. Agitator breaks up all lumps and keeps the dust in constant motion. Deflector on end of tube makes it particularly effective for dusting the under side of leaves. Postpaid if included in \$2 order.
42H906 1/4—Shpg. wt., 3 1/2 lbs. **99¢**

Be Ready to Fight Fires

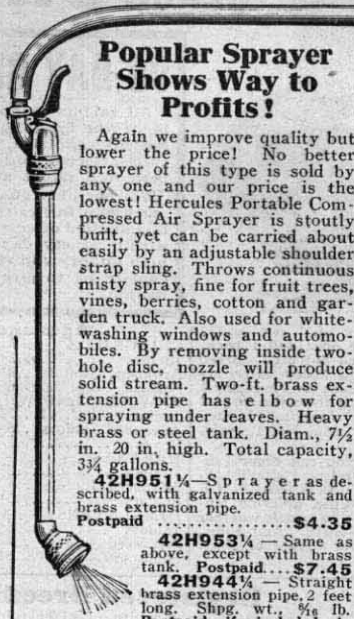
Puts fire out almost instantly. Contains liquid chemical. Capacity, 2 1/2 gallons. Generates gas which quickly smothers flame. Listed as standard by Underwriters' Laboratories. Polished copper finish. A charge of soda and acid included in price. Shpg. wt., 21 lbs. Not Mailable.
42HM900 1/4—Not Prepaid **\$8.95**
42HM899 1/4—Soda and acid recharge, packed in wood box. Shpg. wt., 3 lbs. Not Mailable. **49¢**
42HM895 1/4—Hercules Foam Type Fire Extinguisher. Similar to above, but contains chemicals specially effective in extinguishing fires of grease, gasoline, tar, paint, and inflammable solvents or chemicals. Shpg. wt., 21 lbs. Not Mailable. Not Prepaid. **\$12.65**

\$8.95
Complete



WE'VE SOLD 200,000
LOOK AT OUR NEW 1932 PRICE!

Popular Sprayer Shows Way to Profits!



Again we improve quality but lower the price! No better sprayer of this type is sold by any one and our price is the lowest! Hercules Portable Compressed Air Sprayer is stoutly built, yet can be carried about easily by an adjustable shoulder strap sling. Throws continuous misty spray, fine for fruit trees, vines, berries, cotton and garden truck. Also used for white-washing windows and automobiles. By removing inside two-hole disc, nozzle will produce solid stream. Two-ft. brass extension pipe has elbow for spraying under leaves. Heavy brass or steel tank. Diam., 7 1/2 in. 20 in. high. Total capacity, 3 1/2 gallons.

42H951 1/4—Sprayer as described, with galvanized tank and brass extension pipe. Postpaid **\$4.35**

42H953 1/4—Same as above, except with brass tank. Postpaid. **\$7.45**

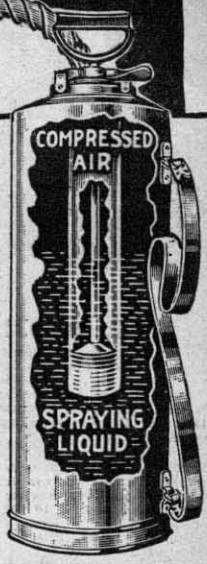
42H944 1/4—Straight brass extension pipe, 2 feet long. Shpg. wt., 1/2 lb. Postpaid if included in \$2 order. **35¢**

42H932 1/4—Brass extension pipe, 2 feet long, with 45-degree elbow. Shpg. wt., 1/2 lb. Postpaid if included in \$2 order. **36¢**

\$4.35 Post Paid
And Up

QUALITY FEATURES

- 3 1/2-gallon brass or galvanized steel tank with riveted seam.
- 2-in. seamless brass pump will develop 90 lbs. of pressure.
- Automatic shutoff valve operates positively under all pressures.
- Quick acting cam lever pump lock.
- 5-ply 3/4-in. spray hose, 20 inches long.
- Three gallons can be sprayed with 2 charges of air.



When items on which we would ordinarily pay postage are shipped by freight, we will make an allowance on your bill for a proportionate amount of the shipping charges.

SPRAY for a Bigger and Better Yield...



\$3.25 Post Paid
Hercules Jr.

- Will develop 60 lbs. pressure.
- Galvanized steel tank, 7 1/2 in. diam., 15 in. high.
- ump, seamless brass, 2-in. diameter.
- 5-ply 3/4-in. hose, 20 inches long.
- Malleable iron handle.
- Automatic shut off, nozzle and strainer.

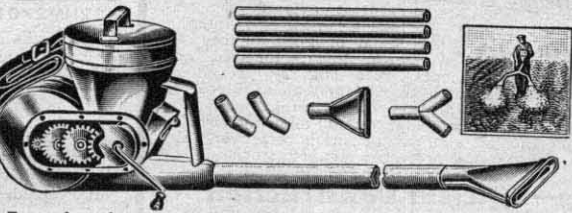
Except for the tank capacity, this portable sprayer is very similar to the high class model shown above. Particularly convenient for women for use in garden spraying. Carried about by an adjustable shoulder strap. Effective for all spraying solutions, shingle stain, and light oils.
42H979 1/4—Postpaid. **\$3.25**

Compressed Air Sprayer

\$3.55 Postpaid

- Will develop 60 lbs. pressure.
- Galvanized steel tank, 3 1/2 gallons capacity, diameter 7 1/2 in., height, 20 in.
- 2-in. seamless brass pump.
- 20 inches of 3/4-in. 5-ply spray hose.
- Automatic shut off valve.
- Brass extension rod, 24 in. long.
- All brass nozzle.
- Wide durable shoulder strap.

Just what you need for that white-wash job! Worth double its low price! Very efficient for spraying all disinfectants, insecticides, cold water paints, and floor oils. Especially suited for spraying potatoes, garden truck, orchards and vineyards. Gives continuous misty spray, or will produce solid stream if inside two-hole disc is removed. Brass extension rod makes it easy to spray under leaves.
42H936 1/4—Postpaid. **\$3.55**



High Speed Crank Duster
\$7.35 Postpaid

Will spray anything in powder form. Graduated dial for quick and accurate adjustment of pounds per acre. Encased machine cut steel gears run in heavy oil, insuring minimum noise and practically no vibration at highest speed. Furnished with four 14-inch tubes. Y connection, two elbows and carrying strap. Listed in two sizes with capacities of 2 to 5 pounds and 7 to 10 pounds. Especially adapted for dusting with all materials used for potatoes, beans, tobacco, cabbage, melons, berries, fruit trees, shrubbery; and for control of the boll weevil with calcium arsenate. Does not discharge poison in lumps, but breaks it up, insuring uniform distribution. Remarkably two rows at a time as fast as operator can walk and is adjustable for rows of different widths as well as for low plants and small trees.
42H903 1/4—Capacity 2 to 5 pounds. Postpaid. **\$7.35**
42H921 1/4—Similar to above, except capacity 7 to 10 pounds. Has double agitator and sheet metal body rest. Postpaid. **\$11.25**



Little Giant Sprayer
\$1.80

This handy sprayer is made entirely of brass. For spraying any oil or other heavy mixtures. Bronze ball valve. Size of pump cylinder, 1 3/4 x 1 1/2 inches. Combination brass nozzle for spraying straight ahead or at an angle. Capacity, 2 1/2 quarts. Postpaid if included in \$2 order.
42H902 **\$1.80**
 Shpg. wt., 4 lbs.




Hercules Hand Sprayer
A highly efficient general purpose sprayer for the home and garden. Compressed air type with glass tank, easily cleaned. Has brass ball check valve and combined angle and straight nozzle. Continuous spray. Heavy tin pump. Tank is practically unbreakable glass, with standard Mason fruit jar thread. Capacity, 16 liquid ounces, leaving air chamber space. Wire brace prevents sprayer from tipping over. Postpaid if included in \$2 order.
42H911 **89¢**
 Shpg. wt., 2 1/2 lbs.

Rabbit Raisers... SAVE MONEY!



HIGH CLASS BREEDING STOCK

New Zealand White



A very prolific breeder, 7 to 10 in one litter being quite common. Quick developing. Breeding age, 7 to 8 months.

Havana (Mink)



A very popular and profitable breed. Its fur closely resembles mink. Breeding age; 5½ to 6 months. Average litter, 6 to 10.

Himalayan (Ermine)



Hardy, prolific and fast breeders. They produce finest fur of all breeds. Breeding age, 5½ months—7 to 10 per litter.

90-DAY GUARANTEE

All rabbits shipped are guaranteed to be of fine breeding quality and in good, healthy condition. Every rabbit is carefully selected and examined by an experienced rabbit authority.

We not only guarantee the rabbits to reach you in healthy condition, but will replace free of cost any rabbit that dies within ninety days after arrival. The high quality and sturdiness of our stock enables us to give you this added protection.

Ages and Weights

CHINCHILLA	Ages, Mos.	Wt., Lbs.
Juniors	2½ to 4	3 to 4
Advanced Juniors	4½ to 5½	4½ to 5½
Seniors	6 to 9	6 to 7
NEW ZEALAND WHITES		
Juniors	2½ to 4	3½ to 5
Advanced Juniors	5 to 6	5½ to 7½
Seniors	7 to 10	8 to 10
HAVANAS		
Juniors	2½ to 3½	2½ to 3½
Advanced Juniors	4 to 5	3½ to 4½
Seniors	5½ to 8	4½ to 6
HIMALAYANS		
Juniors	2½ to 3½	2½ to 3½
Advanced Juniors	4 to 5	3½ to 4½
Seniors	5½ to 8	4½ to 6

Chinchilla

Preferred by many breeders for their fur and meat. Its fur is a beautiful silver gray with a soft, thick undercoat of blue slate and white. Quick developing, hardy and good producers. Average 6 to 9 per litter. Breeding age 6 to 7 months.

Raising rabbits is profitable and easy. They can be sold for fur or meat. Rabbits breed rapidly, having 4 litters a year and average 6 to 10 to a litter. The feed cost is low, as they live chiefly on grains, alfalfa clover, cane fodder, etc.

A pair consists of 1 doe and 1 buck; a trio is 2 does and 1 buck. All rabbits shipped not bred. Breed Senior stock second day after arrival. (See booklet on breeding.) Shipped by express from the largest rabbit farms in America, located near Kansas City, Mo. Not Prepaid.

If you desire, you can order rabbits singly. For price of single rabbit, add 75c to ONE-HALF OF PAIR PRICE. When ordering single rabbit, be sure to specify whether buck or doe is wanted. Add 3 lbs. per rabbit to cover weight of shgs. crate.

Pedigreed Breeding Stock

All pedigreed rabbits are accompanied with an accurate pedigree showing at least three generations, age, weight, etc. All pedigreed rabbits are of good breeding quality.

Not Prepaid	Junior Rabbits		
	Pairs	Trios	5 Does, 1 Buck
32HM2730½ Chinchillas	\$3.90	\$5.95	\$11.70
32HM2731½ New Zealands	3.90	5.95	11.70
32HM2732½ Havanas	3.90	5.95	11.70
32HM2733½ Himalayans	3.90	5.95	11.70
Advanced Juniors			
32HM2740½ Chinchillas	\$5.95	\$9.45	\$19.75
32HM2741½ New Zealands	5.95	9.45	19.75
32HM2742½ Havanas	5.95	9.45	19.75
32HM2743½ Himalayans	5.95	9.45	19.75
Senior Breeding Stock			
32HM2750½ Chinchillas	\$7.95	\$12.90	\$27.75
32HM2751½ New Zealands	7.95	12.90	27.75
32HM2752½ Havanas	7.95	12.90	27.75
32HM2753½ Himalayans	7.95	12.90	27.75

Registered Breeding Stock

Registered rabbits are of highest breeding quality and are accompanied with pedigree and certificate of registration certifying quality and pedigree on the records of the Commercial Rabbit Registry.

Not Prepaid	Junior Rabbits		
	Pairs	Trios	5 Does, 1 Buck
32HM2760½ Chinchillas	\$6.90	\$10.35	\$20.70
32HM2761½ New Zealands	6.90	10.35	20.70
32HM2762½ Havanas	6.90	10.35	20.70
32HM2763½ Himalayans	6.90	10.35	20.70
Advanced Juniors			
32HM2770½ Chinchillas	\$9.90	\$14.85	\$29.70
32HM2771½ New Zealands	9.90	14.85	29.70
32HM2772½ Havanas	9.90	14.85	29.70
32HM2773½ Himalayans	9.90	14.85	29.70
Senior Breeding Stock			
32HM2780½ Chinchillas	\$15.90	\$23.85	\$46.75
32HM2781½ New Zealands	15.90	23.85	46.75
32HM2782½ Havanas	15.90	23.85	46.75
32HM2783½ Himalayans	15.90	23.85	46.75



\$28⁰⁰
12 Unit Hutch

RABBIT HUTCHES

A complete hutch, practical for all climates, for less than it would cost you to buy the material and make it yourself. The design has been carefully worked out by experienced breeders so as to give the greatest amount of comfort, fresh air and sunlight. Made of good lumber ¾ inch thick, tongued and

grooved. Overall measurements: About 8 feet long, 2½ feet deep, 6 feet 2½ inches high at front of hutch to roof and about 5 feet 10 inches high at back. Bottom stands about 6 inches off ground. The roof sets 10 inches above top of upper compartment, allowing circulation of air, and keeping off the hot sun. Composition roof overhangs in front about 33 inches for shade and protection against storms.

Self-Cleaning—Efficient Construction

SELF-CLEANING. Wood floor slopes toward the back to an opening 5 inches wide covered with a heavy wire grid through which waste matter and water drop to a deflector board and to ground. Wire Hay Racks fill from outside and are set in partition between compartments, serving both sides. Door frames are covered with galvanized wire netting.

Illustration shows hutch for growing stock, with twelve compartments, about 24x30 inches and 18 inches high inside for individual rabbits. The six-unit breeding hutch used by beginners has six compartments, 48x30 inches. A six-unit hutch can be converted to a 12-unit, or a 12-unit to a 6-unit hutch by adding or taking off doors and front boards, and at slight expense for additional material. Shipped from factory near Kansas City, Mo. Knocked down flat in panels, unpainted, ready to nail together. Nails and instructions included. Not Prepaid. Weight, each, about 540 pounds.

32HM2713½ Six-Unit Breeding Hutch	\$23.95
32HM2714½ Twelve-Unit Individual Hutch	\$28.00



Glazed Stoneware Feed and Water Cups

Ideal feed and water cups for rabbits or pet stock. Hard to tip over. Will stand a good deal of rough handling. Glazed inside and out for greatest sanitation. Not Prepaid.



Feed Cups	Top rolled over to form a ledge inside, preventing nosing out and waste of feed.	
	Not Prepaid	If by Mail Add for Postage
32HM2700½ — Size, about 2½x7 in. Wt., each, 3 lbs. Not Prepaid.	\$0.15	8c
Each.....	1.68	80c
One Dozen.....	3.10	Unavailable
Two Dozen.....		
32HM2701½ — Size, about 2½x5½ in. Wt., each, 2 lbs. Not Prepaid.	\$0.12	7c
Each.....	1.30	56c
One Dozen.....	2.40	Unavailable
Two Dozen.....		

Water Cups	Full rounded shape inside. Easily cleaned. Not damaged by freezing.	
	Not Prepaid	Add for Postage
32HM2705½ — Size, about 3½x5¾ in. Weight, each, 3½ pounds.	\$0.14	9c
Each.....	1.55	92c
One Dozen.....	3.90	Unavailable
Two Dozen.....		

Assortments

We recommend ordering feed cups and water cups together in dozen lots for cheapest delivery. Weight, 85 pounds. Not Prepaid.

32HM2710½—Twelve 7-in. feed cups and 12 water cups.. \$3.15
32HM2711½—Twelve 5¼-inch feed cups and 12 water cups.....\$2.80

Ear Marker Outfit

Identify your stock at a glance. This outfit provides a simple, easy method of marking the ears of your rabbits for permanent identification. Outfit consists of a multiple-pointed scratching needle, a small bottle of marking fluid and full directions for marking. Positive and safe; does not injure rabbit. Postpaid if included in order of \$2.00 or more.



32H2687—Ear Marker. Wt., ½ lb. Each.....	70c
--	-----

"Rabbit Raising—How to Begin"

A 20-page booklet written for Sears by one of America's leading authorities on rabbit raising. Especially adapted for beginners. Contains information and instructions on choosing stock varieties of rabbits, housing, feeding, breeding, dressing, skinning, etc. Wt., ¾ lb. Postpaid if included in \$2.00 order or more.

32H2697	20c
---------	-----

Salt Spools

Keep your stock healthy by providing a constant supply of our high quality salt spools. Mineralized spools have various minerals added to pure salt. Hanger is sold extra. 12 spools weigh 3 pounds. Postpaid if included in \$2 order or more.



32H2688—Pure Salt	45c
12 spools.....	
32H2689—Sulphurized Salt	45c
12 spools.....	
32H2690—Mineralized Salt	50c
12 spools.....	
32H2691—Rust-proof, aluminum wire hangers for salt spools. Wt., ¾ lb. 12 hangers.....	45c
Feed Rack	
Keeps hay off the floor and always accessible to your stock. Waste is eliminated and the hay kept clean. Made of heavy, galvanized wire, electrically welded—it is easily attached to any hutch with screws or nails. Wire on bottom prevents hay from falling. Postpaid if included in order of \$2.	
32H2685—Wt., ¼ dozen, 2½ pounds.	85c
12 dozen.....	\$1.65



Sears FREE Marketing Service

WOOL

1929
1930 1931
1932

It's Getting BIGGER Every Year!

Four years ago, at the request of a few Illinois growers, we inaugurated our Free Wool Marketing Service. Since then, this service has proved to be of such tremendous value to growers of good wool that it has been extended to eight other states in the surrounding territory. This phenomenal growth is, we believe, ample proof that thousands of growers in these states have found that it pays to let Sears market their wool for them. This season sell your wool the Sears-Roebuck way, which means that you will get every dollar that your wool actually sells for. No lost motion—no uncertain delays—no waiting for your money.

An Added Feature of This Service

If you and your neighbors can group your wool so as to make up a minimum carload, we have a plan that will interest you. Write us for full details.

GROWERS: Keep posted on the market—tune in on Johnny Muskrat's wool talks which are broadcast over Station WLS at 6:10 a.m. every day, except Saturdays and Sundays, during the regular wool season.

Sears Raw Wool Marketing Service is offered free to all growers living in these states:

Illinois	Missouri	Wisconsin
Indiana	Michigan	North Dakota
Iowa	Minnesota	South Dakota

BEFORE YOU SHIP send the coupon below for complete details of our free marketing plan—shipping instructions and special wool tags. It is very important that you follow our instructions when shipping wool.

Sears, Roebuck and Co.
Raw Wool Service Chicago, Ill.

Sears, Roebuck and Co., Chicago, Ill. H241RW

Please mail me without cost or obligation Wool Shipping Tags and complete details of your free marketing service.

Name.....

Postoffice..... State.....

Rural Route..... Box No.....
(Please give Rural Route and Box No. if on Rural Route.)

Street Address.....

FUR



Your Pelts Are Worth REAL MONEY.....

Don't Let Anyone Talk You Out of Your Furs

Many people will try to buy your furs cheap, claiming that they have very little value. This is not true—most pelts are in prime condition now and are worth real money.

If you haven't been using our Free Fur Marketing Service this season, do so with your next shipment. Then compare returns from us with what has been offered you on the same furs. Not until you do this will you realize what our world-wide marketing connections and our modern plan of raw fur marketing mean to you.

Johnny Muskrat's new book tells you all about this better and more profitable way of selling your furs. It also contains full particulars of the

THIRD NATIONAL FUR SHOW

and its \$5,000.00 in cash awards for best handled pelts.

1st Award... \$2,000.00	3rd Award... \$ 250.00
2nd Award... 500.00	4th Award... 100.00
215 Honorable Mention Awards of \$10... 2,150.00	

Fill in the coupon below and mail it to us promptly. Remember, many a race is won by making a strong finish. You can still make this fur season a profitable one by letting Sears market your furs for you from now on.

Before you ship another pelt, mail this coupon to

Sears, Roebuck and Co.
Raw Fur Service Chicago, Ill.

Sears, Roebuck and Co., Chicago, Ill. 241H

Please mail me, without cost or obligation, fur shipping tags and Johnny Muskrat's latest booklet which contains full details of your free fur marketing service and rules governing the Third National Fur Show.

Name.....

Postoffice..... State.....

Rural Route..... Box No.....
(Please give both your Route and Box Number if on a Rural Route.)

Street Address.....

Dovetailed BEE HIVES



Supers for Comb or Extracted Honey

The Supers for comb honey are 4 3/4 inches deep and fitted with scalloped sections holders; scalloped separators, followers board and flat springs. No section or starters are included, except that sections are included with single supers. 4 1/4 x 4 1/4 x 1 1/2 inches scalloped sections only can be used with this furniture.

Supers for extracted honey are 5 1/2 inches deep and are complete with 5 3/4-inch shallow frames. No wax foundation is included. Not Prepaid.

Comb Honey Supers

- 32HC3504 1/4—Crate of Five 8-Frame Supers for Comb Honey. Without sections. Wt., 33 lbs. \$2.70
- 32HC3509 1/4—Crate of Five 10-Frame Supers for Comb Honey. Without sections. Wt., 36 pounds. \$2.85
- 32HC3490 1/4—Single 8-Frame Super for Comb Honey. Includes twenty-four 4 1/4 x 4 1/4 x 1 1/2 inch sections. Wt., 8 lbs. 88c
- 32HC3491 1/4—Single 10-Frame Super for Comb Honey. Includes twenty-eight 4 1/4 x 4 1/4 x 1 1/2 inch sections. Wt., 10 lbs. \$1.98

Extracting Supers

- 32HC3512 1/4—Crate of Five 8-Frame Supers for Extracted Honey. With frames. Weight, 36 lbs. \$2.70
- 32HC3516 1/4—Crate of Five 10-Frame Supers for Extracted Honey. With frames. Weight, 40 lbs. \$2.98
- 32HC3492 1/4—Single 8-Frame Super for Extracted Honey. With frames. Weight, 7 lbs. 68c
- 32HC3493 1/4—Single 10-Frame Super for Extracted Honey. With frames. Weight, 9 pounds. 75c

.. SPEND LESS

Buying in large quantities we obtain the lowest prices, and these savings are given to you in the low prices we name

Our entire line of beehives and beekeepers' supplies represents the highest standard of quality. Our hives are made from clear white pine smoothly planed and accurately machined. No knots, no splits, no sap. Beehives are shipped flat, not painted, and are to be put together by purchaser. Necessary nails and instructions are included.

One Story Hives With Solid Bottom Bar Frames

Standard size. Complete with covers and reversible bottom boards. The wood cover hives have Excelsior style wood cover. The metal roofed double cover has telescoping sides which fit down over the hive, and an inner wood cover which can be used as an escape board. Foundation starters and division board are not furnished. These hives have solid bottom bar Hoffman frames which are pierced for hand wiring.

Supers or upper stories are not included. To make 1 1/2-story hives, also order the style of super desired, or you can make full depth 2-story hives by ordering the hive bodies we list below. Not Prepaid.

8-Frame Size Complete With Frames, Covers, Bottoms
32HC3498 1/4—Single 1-story 8-frame hive with wood cover. Wt., 24 lbs. \$1.60

32HM3460 1/4—Set of five 8-frame hives with wood cover. Wt., 110 lbs. \$7.40

32HM3462 1/4—Set of five 8-frame hives with metal covers. Wt., 130 lbs. \$8.95

10-Frame Size Complete With Frames, Covers, Bottoms
32HC3499 1/4—Single 1-story 10-frame hive with wood cover. Wt., 26 lbs. \$1.85

32HM3461 1/4—Set of five 10-frame hives with wood covers. Wt., 130 lbs. \$8.45

32HM3463 1/4—Set of five 10-frame hives with metal covers. Wt., 160 lbs. \$10.25

One-Story Hives With Divided Bottom Bar Frames

Same as the above hives, except they have divided bottom bar Hoffman frames for use with ready wired foundation.

32HM3466 1/4—Set of five 8-frame hives with Wood Covers, bottoms and divided bottom bar Hoffman frames. Wt., 110 lbs. Not Prepaid. \$7.45

32HM3467 1/4—Set of five 8-frame hives with Metal Covers, bottoms and divided bottom bar Hoffman frames. Wt., 130 lbs. Not Prepaid. \$8.98

32HM3464 1/4—Set of five 10-frame hives with Wood Covers, bottoms and divided bottom bar Hoffman frames. Wt., 130 lbs. Not Prepaid. \$8.50

32HM3465 1/4—Set of five 10-frame hives with Metal Covers, bottoms and divided bottom bar Hoffman frames. Wt., 160 lbs. Not Prepaid. \$10.30

Empty Hive Bodies

These bodies may be used as brood chambers or as a full depth upper story to make a full 2-story hive for extracting honey. Price includes metal rabbits and necessary nails, but no frames, covers, bottoms, or foundation are included. Either solid bottom bar frames or divided bottom bar frames for use with ready wired foundation can be used in the standard bodies. Both styles of frames, wood and metal covers and bottoms are listed separately, so any desired combination can be secured. The Jumbo hive body is the same length and width as the standard 10-frame, but it is 1 1/2 inches deep, standard being 9/16 inches deep.

32HC3495 1/4—Set of five Empty Hive Bodies. Wt., 40 lbs. Not Prepaid. \$2.10

32HC3496 1/4—Set of five Empty Hive Bodies. Wt., 45 lbs. Not Prepaid. \$2.40

32HC3497 1/4—Set of five Empty Jumbo Hive Bodies. Wt., 60 lbs. Not Prepaid. \$3.25

Wood Covers

The Excelsior or lock cap wood cover is the same as furnished with our complete hives. All joints are tongue and grooved. Not Prepaid.

32HC3524 1/4—Set of five 8-frame size. Covers only. Wt., 25 lbs. \$1.70

32HC3525 1/4—Set of five 10-frame size. Covers only. Wt., 30 lbs. \$1.98

Metal Covers

The metal roofed cover has wood sides which telescope down over the hive. An inner cover which may be used as a bee escape board is also included. Not Prepaid.

32HC3526 1/4—Set of five 8-frame size. Covers only. Wt., 40 lbs. \$3.48

32HC3527 1/4—Set of five 10-frame size. Covers only. Wt., 45 lbs. \$3.90

Bottom Boards

The bottom boards are reversible, providing a large or small entrance space. Tongue and grooved joints. Entrance cleat included. Not Prepaid.

32HC3522 1/4—Set of five 8-frame size. Bottoms only. Wt., 25 lbs. \$1.75

32HC3523 1/4—Set of five 10-frame size. Bottoms only. Wt., 30 lbs. \$1.90

Inside Furniture for Supers

32HC3620—Scalloped Separators for Supers with 4 1/4 x 4 1/4 x 1 1/2 inch scalloped sections. Wt., 5 lbs. Not Prepaid. Per 50. \$85c

32HC3621 1/4—Scalloped Section Holders for Supers with 4 1/4 x 4 1/4 x 1 1/2 inch scalloped sections. Wt., 15 lbs. Not Prepaid. Per 50. \$1.95

HOFFMAN Self Spacing Brood Frames

Made of carefully selected straight grained materials. Brood frames are 17 3/8 inches long by 9 3/8 inches deep with 18 3/4 inch top bar. These are furnished with either solid or divided bottom bar. The solid bottom bar frame is for hand wiring. The divided bottom bar frame is for use only with ready wired foundation. Be sure to order the correct style required. Shipped flat, nails included. We do not sell less than a full package. Not Prepaid.

Solid Bottom Bar Brood Frames
32HC3518 1/4—Pkg. 50 Frames. Wt., 24 lbs. \$2.20

32HC3521 1/4—Pkg. 100 Frames. Wt., 45 lbs. \$4.30

Divided Bottom Bar Brood Frames
32HC3502 1/4—Pkg. 50 Frames. Wt., 24 lbs. \$2.25

32HC3503 1/4—Pkg. 100 Frames. Wt., 45 lbs. \$4.40

If by mail, add postage—50 frames, 56c; 100 frames, 98c.

Jumbo Brood Frames
The Jumbo frame has the same dimensions as the standard Hoffman brood frame except it is 1 1/4 inches deep. It is used in Jumbo or Quinby hive bodies. Has solid bottom bar and pierced ends for hand wiring. If by mail, add 62c postage.

32HC3505 1/4—Pkg. 50 Jumbo Frames. Wt., 27 lbs. \$2.50

Shallow Extracting Frames
This frame is the same as used in our extracting supers. It is 17 3/8 inches long, 5 3/8 inches deep and has an 18 3/4 inch top bar. Ends are pierced for wiring. Shipped flat. Nails included. We do not sell less than a full package. Not Prepaid.

32HC3519 1/4—Pkg. 50 Extracting Frames. Wt., 14 lbs. \$1.58

32HC3520 1/4—Pkg. 100 Extracting Frames. Wt., 28 lbs. \$2.90

If by mail, add postage—50 frames, 36c; 100 frames, 64c.

DRONE TRAP AND SWARM GUARD for exterminating drones and preventing loss of swarms. Openings permit worker bees to pass, but drones and queen are compelled to pass to the upper compartment or trap. Wire spacing allows bees to pass without injury. Wt., 1 lb. Postpaid if included in \$2 order. 50c

Double Bee Escape Place the escape in center of board. Slip between super and hive and the next morning your bees are out of the super. If included in \$2 order. 15c

32HC3558—Without Board. 50c

32HC3559—With 8-Fr. Board. 50c

32HC3560—With 10-Fr. Board. 55c

UNCAPPING KNIFE, Beveled edges, does not drag on the comb. 8 1/2-in. blade. Postpaid if included in \$2 order. 32HC3572—Wt., 1 lb. \$1.20

QUEEN EXCLUDER OR HONEY BOARD. Used with extracting hives to confine queen. Wood bound with wood strips and wire spacing; 7 wires in each strip. Smooth wire passages do not injure bees' wings. Postpaid if part of \$2 order. Wt., 3 lbs. 8-Fr. Frame size. 60c

32HC3554 60c

32HC3555 65c

Boardman Feeder Hole in top to fit standard Mason Jar. Feeder is placed in hive entrance. Flow of feed regulated by cap. Jar not included. Postpaid if included in \$2.00 order. Wt., 7/8 lb. 22c

Parker Foundation Fastener. For fastening comb foundation in to section boxes. Wt., 1 lb. Postpaid if part of \$2 order. 32HC3532 30c

JUNIOR FOUNDATION FASTENER. Uses hot plate in fastening into comb honey sections. Sections folded and placed over form block. Foundation is slid along block to hot plate, which is then pulled back and the melted edge then dropped to center of section. Alcohol lamp included. Wt., 2 3/8 lbs. 32H3533—Postpaid if included in \$2.00 order. \$1.45

HAND SECTION PRESS. For putting together one-piece honey boxes. Presses dovetailed ends together without breaking corners. Postpaid if included in \$2.00 order. Wt., 1 lb. 32H3538 50c

BEE BRUSH Soft black horsehair. Postpaid if included in \$2.00 order. 32H3564 20c

Spur Wire Imbedder To imbed frame wire in wax foundation. Teeth straddle wire. Wt., 3/8 lb. 32H3591—Postpaid if part of \$2 order. 28c

Tinned Steel Wire 32H3595—1000-ft. spool. Postpaid if part of \$2 order. Wt., 1 lb. 34c

Books on Bee Keeping

"FIRST LESSONS IN BEE KEEPING" By C. P. Dadant, a well known authority on bee keeping. Containing the most practical modern methods told in simple words, 167 pages with 178 illustrations. Cloth binding. Wt., 1 lb. Postpaid if included in \$2.00 order. 32H3566 85c

Practical Bee Book, by Howkins and Atkins. Easily understood by a novice, but complete. 96 pages, profusely illustrated, paper cover. Postpaid if included in \$2 orders. Wt., 8/8 lb. 32H3565 59c

HOW TO SUCCEED WITH BEES

32H3440 1/2—Queen Bees—Warranted Purely Mated. Before June 1st. Each. 85c

12 or more. Each. 75c

After June 1st. Each. 55c

BEGINNERS' OUTFIT

Everything necessary for a start. Consists of a single ten-frame hive, wood cover, bottom and frames; 1 lb. medium brood foundation; smoker; bee veil; gloves; Boardman feeder and one copy "How to Succeed with Bees." Not Prepaid.

32HC3531 1/4—Wt., 30 lbs. \$4.98

If by mail, add 68c postage.

LIVE BEES AND QUEENS. Selected, young and fertile three banded Italian Queen bees, and package bees with queens.

Package bees shipped in combless packages free from disease. Safe delivery guaranteed, but customers must allow for the loss of a few bees, that will always die in transit from natural causes. Shipped from Apiaries in Alabama or other southern states. Shipping season begins about April 10th. Postpaid.

32H3440 1/2—Queen Bees—Warranted Purely Mated. Before June 1st. Each. 85c

12 or more. Each. 75c

After June 1st. Each. 55c

12 or more. Each. 50c

32H3441 1/2—2-lb. package of bees with Queen. 1 Package. \$3.50

12 or more packages. Each. 3.25

32H3442 1/2—3-lb. package of bees with Queen. 1 Package. \$4.50

for BEE SUPPLIES—SAVE HERE!



Section Honey Boxes

Only by buying these section Honey Boxes in enormous quantities are we able to offer them at such a low price. Made of clear basswood, perfect in finish and free from defects. No. 1 grade is an extra high quality. The very close sorting of our No. 1 "A" grade leaves sections a little darker in color, which we offer as No. 2 grade. Sold only in full packages. Shipped Net Prepaid.

Scalloped Sections

No. 1 Grade, Size 4 1/4 x 4 1/4 x 1 1/2 inches. **32HC3450**—Pkg. of 100. Wt., 6 lbs. (If by mail, add Postage 20c)..... **85c**
32HC3451 1/4—Pkg. of 250. Wt., 15 lbs. (If by mail, add Postage 38c)..... **\$2.15**
32HC3452 1/4—Crate of 500. Wt., 30 lbs. (If by mail, add Postage 68c)..... **\$3.90**
32HC3457 1/4—No. 2 grade. Size 4 1/4 x 4 1/4 x 1 1/2 inches. Crate of 500. Wt., 30 lbs. (If by mail, add Postage 68c)..... **\$3.55**

Plain Sections

No. 1 Grade, Size 4 1/4 x 4 1/4 x 1 1/2 inches. **32HC3453** 1/4—Pkg. of 250. Wt., 13 lbs. (If by mail, add Postage, 34c)..... **\$1.90**
32HC3454 1/4—Crate of 500. Wt., 25 lbs. (If by mail, add 58c)..... **\$3.60**
No. 1 Grade, Size 4x5x1 1/2 inches. **32HC3455** 1/4—Pkg. of 250. Wt., 13 lbs. (If by mail, add 34c)..... **\$1.95**
32HC3456 1/4—Crate of 500. Wt., 25 lbs. (If by mail, add 58c)..... **\$3.70**

Excelsior Wire Bee Veil

Extra Quality. Open mesh skirt lets in air and breeze. Does not blow against face. Wire face complete around; with deep front and narrow back. Strong khaki top with elastic cord. Long tie cord for shoulders and waist. Wt., 1/2 lb. **32H3541**—Postpaid when included in \$2.00 orders..... **70c**



New Folding Bee Veil

Wire formed in four flat panels, wide front and narrow back, firmly bound and sewed together. Folds flat. Flat front aids clear vision. Open mesh top with elastic band; skirt has tie cord. Wt., 1/2 lb. Postpaid when included in \$2.00 orders. **32H3540**..... **90c**



Bee Smokers

Very Best Quality Flexible hinge permits close, tight fit of nozzle over fire of chamber. Made of heavy tin. Leather bellows. Wt., 2 lbs. Postpaid when included in \$2 orders. **32H3471** Standard smoker, 3 1/2-inch diameter..... **90c**
32H3472—Jumbo Smoker, 4-inch diameter..... **\$1.00**



Canvas Bee Gloves

60c



WAX COMB FOUNDATION


The best, sweet, clean, genuine weed process foundation, made from pure domestic bees wax. Carefully filtered and moisture extracted by **And Up** vacuum process and tested for purity. Tough, clear and easily worked by the bees. We recommend full sheets, as it eliminates excess of drone comb and overproduction of drones.

49c
54c
And Up
 No sagging, no buckling and a minimum of drone cells, with brood cells right up to the top bar. For slotted or divided bottom brood frames. Spring steel wires always hold sheets perfectly straight. Sheets 8 1/2 x 16 1/4 in. for Hoffman frames. Sheets run 7 to the pound. Shipping weight, 1-lb. pkg., 2 lbs.; 5-lb. pkg., 7 lbs. **Not Prepaid.**
32HC3527—1 pound..... **58c**
 If by mail, add postage, 12c
32HC3527—5 lbs..... **\$2.75**
 If by mail, add postage, 22c
32HC3527 1/4—10 pounds or more. Per pound..... **54c**
 If by mail, add postage, 3c



\$10.25 "Back Lot" Honey Extractor

For the small bee keeper; also handy for large producers, for extracting partly filled comb. Where foul brood combs have been treated with Hutzleman's Solution, it saves the solution. It leaves the honey cells intact and sucks them clean. Heavy galvanized steel tank and reel baskets. Ball bearings; heavy rigid comb pockets; removable wire screen; open way honey gate. Shipped from our store or factory in OHIO. **Not Prepaid.**
32HC3477 1/4—2-Frame. Pockets, 9 1/2 x 16 in. Wt., 35 lbs. **\$10.25**
32HC3478 1/4—2-Frame. Pockets, 12 x 16 inches. Wt., 40 lbs. **\$13.25**



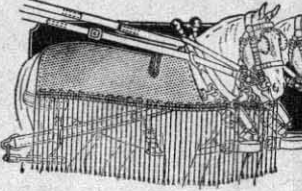
Combination 3-Frame and Cappings Extractor \$13.75

Quickly and efficiently extracts all the honey from 3 standard frames at one time and furnishes a practical way to extract cappings. The combs are quickly dropped directly into the extractor pocket and revolved a few minutes, sucking them clean of honey. Handle 60 combs per hour. To extract cappings, remove gear frame by loosening two wing nuts. Reel is triangular in shape and covered with galvanized wire cloth. Galvanized steel tank. Open way honey gate. Ball bearings at bottom. Shipped from our store or Ohio factory.
32HC3473 1/4—3-Frame Extractor. Weight 40 pounds. **\$13.75**
 Not Prepaid.....



Body and Breast Covers

\$15 And Up
 7-oz. white duck, 38-inch top, with 50 white cord lashes. Postpaid if included in \$2.00 order. **10H9086** Wt., 2 1/2 lbs. Each. **\$1.15**
 Heavy 10-oz. white duck, 40-inch top, with 50 white cord lashes. **10H9087**—Wt., 2 1/2 lbs. Each..... **\$1.35**



Yellow, Waterproofed Cotton Cord Nets

\$2.18 And Up
 A waterproofed net we have sold for years. Construction is of extra quality waterproofed 3-ply cord with hand braided bars in fancy colors and yellow lashes woven through the bars. The end of each lash has a band to prevent raveling. There are twice as many lashes over the back as there are around the legs. Postpaid.
10H9180—100 lashes over body, 50 below lower bar. Each..... **\$2.18**
10H9181—140 lashes over body, 70 below lower bar. Each..... **\$2.65**
10H9182—160 lashes over body, 80 below lower bar. Each..... **\$2.85**



Notice Wire Nose Guard

Braced by 6 heavy wires, inside which protect the wire mesh. Imitation leather bound around edge, to fasten to bridle or halter. Shpg. wt., 1 lb. Postpaid if included in \$2.00 order. **10H9020** Each..... **25c**
 Flat spring bit snap to use with these muzzles. **10H9021**—Pair (2)..... **4c**



All cord nets shown on this page are waterproofed by a special process which protects them against rain and perspiration. This assures practically double the wear given by ordinary untreated nets. We believe them to be the strongest and most practical fly nets made. Note our low prices.

Striped Osnaburg Covers 85c And Up

The best and heaviest grade Osnaburg fabric, leather trimmed. Very desirable for fly covers and keeps the horse cool as well. Shpg. wt., 1 1/2 lbs. **10H9065**—100-Inch. Each..... **85c**
10H9067—110-Inch. Each..... **92c**



Stable Blankets Brown Duck, Lined Our Big Leader

About 1/2 wool and cotton mixture horse blankets. The body of these blankets is heavier brown with heading and body stripes of black, purple, green and brown. Postpaid.
10H9946—Size, 70x84 inches. Each..... **\$2.49**
10H9944—Size, 80x84 inches. Each..... **\$2.78**
10H9945—Size, 84x90 inches. Each..... **\$3.05**



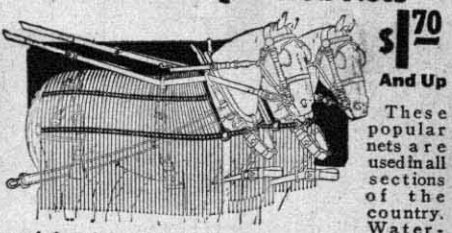
Duck and Burlap Cow Covers

High grade khaki cotton duck or burlap; hemmed around neck and at rear adjustable front with fastener; front surcingles and stay stitched on; jute girth and leg surcingles keep cover in place. Sizes are measured from breast to hind legs.
10H9076—Plain Burlap Cover. Shpg. wt., 3 1/2 lbs. Postpaid if part of \$2 order. 58-inch. Each..... **\$1.75**
 62-inch. Each..... **\$1.85**
 66-inch. Each..... **1.95**
10H9077—Khaki Color Cotton Duck Cover. Postpaid. 58-inch. Each..... **\$2.20**
 62-inch. Each..... **\$2.35**
 66-inch. Each..... **2.50**




"Missouri Valley" Cotton Cord Waterproofed Nets \$1.70 And Up

These popular nets are used in all sections of the country. Waterproofed and made with black bars of double woven yellow. Lashes sewed through and tipped at end. Yellow lashes in body and extra lashes across breast. Bars, 60 inches long. Lashes, 7 feet long.
10H9082—60-Lash. Shpg. wt., 3 to 4 lbs. Postpaid if included in \$2.00 order. Each..... **\$1.70**
10H9083—70-Lash. Each..... **\$1.90**
10H9084—84-Lash. Each, Postpaid..... **2.10**
10H9085—100-Lash. Each, Postpaid..... **2.25**



Top and Bottom Grain Leather Nets \$2.95

Do not confuse this with the split leather nets, usually offered at near this price. You cannot afford to pass up this big heavy general utility leather net at such a low price. Made from natural color grain leather, which is soft and pliable, in top and bottom style with twice as many lashes across back as there are around legs. Bars are 60 in. long, the long lashes are about 8 feet long. Lashes are braided into bars (not stapled), making a durable net, and at a big reduction in price. Postpaid.
10H9258—80 lashes over body, 40 below lower bar. Each..... **\$2.95**



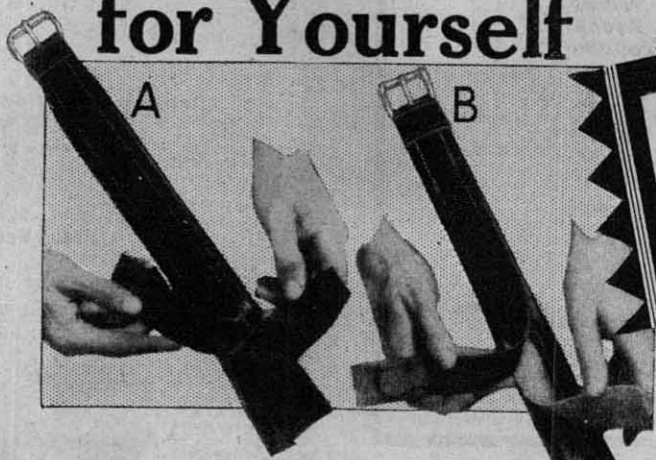
Compare the Quality for Yourself

**ACTUAL
PHOTOS**

These actual photographs were taken to illustrate a few of the many points of superiority of Sears Nat-Ura-Tan harness, compared with harness of other make selling for a higher price.

Note the difference in construction, the thickness of Nat-Ura-Tan leather, the plumpness of all Sears strapwork.


1832 - 1932
**PRICES
DOWN**



(A) Shows Sears Belly-band, folded and filled with heavy leather. Long life and strength with utmost flexibility are assured.

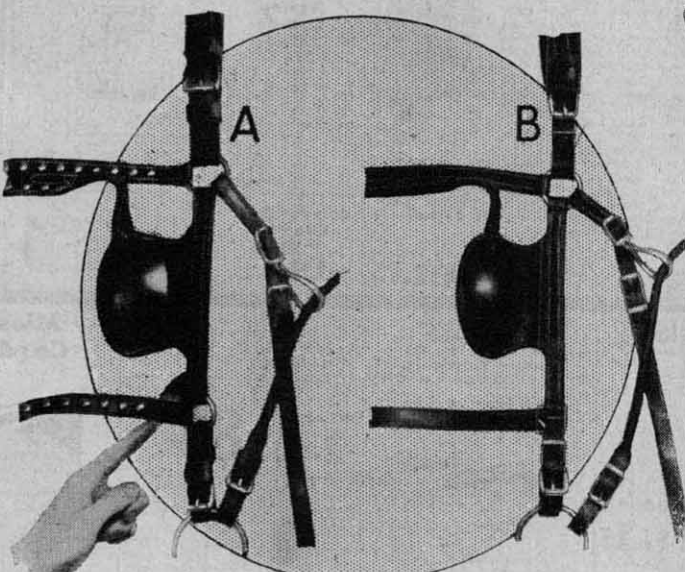
(B) Shows ordinary belly-band was filled with strip of buckram (pressed burlap). Moisture and acids rot these out quickly.

Sears Breaching body, shown at left is also filled with solid leather, assuring longer life, added strength and flexibility. The ordinary harness was filled with buckram (pressed burlap).



(A) Shows Sears leather bottom pad with 1 1/2-inch layer. Double and reverse market strap assures long wear. The pad is about 5x21 inches and is thickly spotted.

(B) The ordinary harness pad measured 4 1/4 x 20 inches and had only a single market strap. Notice that the market strap on this harness has no roller buckle. Only one leather loop.



(A) Sears bridle at left has a brace, holding cheek and nose band (hand points indicating brace). The bit strap, rein billet, and throat strap, all have soft leather loops, and roller buckles. The folded crown has 1 1/4-inch layer, and the front, winker brace and nose band are spotted.

(B) The other bridle (at right) has no brace in cheek, and has no leather loops on the bit strap, rein billet, or throat strap, and have 1-inch layer on crown, and are plain, no spotting.



(A) Shows Sears hip strap with metal wear buckles and heavy wear leathers. This assures added strength and much longer wear.

(B) Shows ordinary hip straps. Note absence of metal wear buckles. This harness has wear leather where Sears have metal to metal buckles.

Chemists Found NAT-URA-TAN Leather Better in Every Way

Not only is NAT-URA-TAN harness superior in design and construction as illustrated above, but the leather from which it is made is unequalled anywhere—at any price.

Samples of NAT-URA-TAN harness leather were submitted to unprejudiced chemists along with specimens of a widely advertised "russet" harness leather.

Study carefully the detailed analysis printed at the right. Notice, especially, the superior moisture-resisting qualities of NAT-URA-TAN and its greater tensile strength.

We believe that our NAT-URA-TAN harness is the best harness in America, regardless of price. We have been proud to offer you this great harness at such a reasonable price heretofore. **Now**—we have smashed low prices to even lower levels.

We can say no more than that NAT-URA-TAN is the best—yet it costs less.

LABORATORY REPORT

John Arthur Wilson, Incorporated
Consulting Chemists, Milwaukee, Wis.

Sears, Roebuck and Co. "Our analysis showed that your NAT-URA-TAN leather is superior to—'s leather in every respect. It is 43% more heavily tanned and 86% more heavily nourished. Your leather is stronger and stretches less. Your NAT-URA-TAN leather is remarkably resistant to wetting and soaking up water, absorbing only 0.81% in 30 minutes against 5.71% for the other leather. The NAT-URA-TAN leather did not appreciably color a wet rag rubbed over it. When this was done to —'s leather the pigment finish came off as a smudge.

"Our chemists did not know who made either piece of leather so could not have been influenced in the slightest degree to favor either leather.

Below is the detailed analysis:

	—'s Russet Harness	Sears Nat-Ura-Tan
Fats	27.25	38.24
Acid	7.3	None
Combined Tannin	20.65	22.25
Epsom Salts	1.47	None
Sugars	2.23	None
Tannin (per 100 grains of)	56.96	81.41
Fats (hide substance)	75.17	139.92
Tensile strength—lbs. per sq. in.	41.46	47.00
% Stretch at breaking point	27	26
% Water absorbed in 1/2 hour	5.31	.81
% Water absorbed in 3 hours	13.58	2.09
% Water absorbed in 24 hours	24.02	5.71

(Signed) Very truly yours,
John Arthur Wilson, President

**CUT WAY
ON HARNESS**
for BRADLEY CENTENNIAL

EASY PAYMENTS
Only \$5 Down

NOW ONLY \$52.50
And Up CASH

For Horses Up to 1700 Pounds



GUARANTEE
Every set of Sears Harness is guaranteed against defective materials and workmanship during the life of the harness. We will replace or repair any defective parts free of charge to purchaser.

NAT-URA-TAN is the most superior harness leather on the market. **NAT-URA-TAN** gives the best results under all conditions of any harness leather. Secret bark and oil tanning process gives it greater tensile strength and longer life because it resists the ravages of time and weather. It is ideal in rainy weather, absorbing practically no water. Natural qualities of the raw hide are preserved, producing a tough, flexible leather that does not dry out or crack. **NAT-URA-TAN** is dark brown in color. It is not what is commonly known as "russet leather" or "tan-colored leather." No dye or other injurious chemicals are used in its manufacture. There is only one **NAT-URA-TAN** and you get it only at Sears.

Bronze Beauty NAT-URA-TAN Harness

The nearest approach to a wear-proof, weather-proof harness ever produced. The hardware (except snaps) is solid bronze, with bronze hame balls—nothing to rust. Workmanship of highest quality.
BRIDLE—Soft-folded, adjustable ring crown style, heavy 7/8-in. double and stitched cheeks; 3/4-in. nose band and bit strap, concord blinds, double and stitched front and winker brace, 3/4-in. throat strap; long round reins and 7/8-in. check up straps. Made with roller buckles and soft leather loops throughout.
LINES—Heavy 1 1/2-in. x 20 ft. sewed and riveted laps, double and stitched centers of outside checks, flat spring snaps and metal wear buckles.
TRACES—Heavy 3-ply double and stitched, the 1 1/2-in. has 2 rows, and 1 3/4 and 2-in. have 3 rows stitched, by 6 ft. long with 6 link screw dee, and swivel heel chain, 1 1/2-inch bellyband billets, bellybands folded with layer.
BREAST STRAPS—Heavy 1 1/2-inches, by

4 1/2 feet with snaps.
MARTINGALES—Heavy 1 1/2-in. to reverse into combination roller snap.
PADS—Heavy double and stitched, leather bottom, about 5x21 in., 1 1/2-in. layer, with dee; 1 1/2-in. double market straps, metal bridges and thickly spotted.
BREECING BODY—Heavy folded 2 1/2-in. with 1 1/2-in. layer, dee in end, lazy straps, 1-in. billets with 1 3/4-in. wear leather, side straps, 1 1/4-in. single reverse attached to breeching with metal wear buckle.
BACK AND HIP STRAPS—Heavy 1 1/2-in. divided back strap to hame with metal wear loops. Hip straps 1 1/2-in. double reverse into breeching, metal wear buckles, side trace carrier, and spotted hip layer.
HAMES—Black enameled with Bronze ball top, bolt style, with 1x21-inch bottom and 1x24-inch top hame straps, spread straps 3/4-inch with rings.
TRIMMINGS—Solid Bronze throughout, except snaps. Priced without collars. **Not Prepaid.**

Bronze Beauty NAT-URA-TAN Harness


Catalog Number	Size Trace	Weight	Cash Price	Easy Payment Price
10HM523 1/4	1 1/2-inch	90 pounds	\$56.90	\$62.75
10HM522 1/4	1 3/4-inch	95 pounds	58.95	65.00
10HM524 1/4	2-inch	100 pounds	61.25	67.50

Cadmium Trimmed NAT-URA-TAN Harness

Same as above in every way except it has Cadmium trimming "Like Nickel" and Nickel Hame Balls.

Catalog Number	Size Trace	Weight	Cash Price	Easy Payment Price
10HM514 1/4	1 1/2-inch	90 pounds	\$52.50	\$58.00
10HM510 1/4	1 3/4-inch	95 pounds	54.75	60.25
10HM512 1/4	2-inch	100 pounds	57.25	62.95

Terms: \$5.00 down, \$5.00 a month. When Ordering on Easy Payments Use Time Payment Order Blank in Back of Catalog.
If wanted without back pads, deduct per set \$5.75. Can furnish extra heavy 2 1/2-inch single strap breeching body in place of regular folded breeching at no additional cost. Can furnish 1-inch Hitch Reins with snap to match Harness. Each.....60c
Can furnish above Harness with 10H2618 Side Backer instead of regular breast straps, martingales and breeching side straps, at \$1.50 per set extra.



Prices for Parts of No. 10HM510 1/4 Cadmium Trimmed Nat-Ura-Tan Harness.

- 10H510B—Bridles. Postpaid.....\$4.00
- 10H510L—Lines, 1 1/2 x 20 ft. Per set. Postpaid.....5.00
- 10H510BS—Breast Straps and martingales with snaps. Complete set for 2 horses. Postpaid.....\$4.50
- 10H510P—Back pads with market straps. Per set of 2.....\$5.75
- 10H510T—Traces, 1 3/4-inch. Per set of 4. Postpaid.....\$17.25
- 10H510T—Traces, 2-inch. Per set of 4. Postpaid.....\$19.50
- 10H510BB—Bellybands. 60c. Postpaid if part of \$2 orders. 85c
- 10H510BC—Breeching. Complete with Back and Hip, side and lazy straps. Per set Complete. Postpaid \$15.00



Reduced to **\$46.50** And Up CASH

Same high quality as above. **NAT-URA-TAN** Harness, except trimmings are black japan, with Brass ball top, Steel bolt hames and brass loops on pads.
BRIDLES—Heavy 1 1/2 in. flat crown 1-in. heavy cheeks, space loops, 3/8-in. nose band, 3/4-in. bit strap, round winker brace, and face drop, double and stitched front, brass rosettes, 3/8-in. flat side checks and gag swivels.
BREECING—Heavy folded 2 1/4-in. wide with 1 1/2-in. layer. 1 1/2-in. reverse side straps. Lazy straps, 1-in. billets with wide liner.
BACK AND HIP STRAPS—1 1/2-inch 5-ring style, patent buckles and wear leathers on all straps.
HAME STRAPS—1-inch by 21-inch with metal loops.
HAMES—All Steel, black enamel brass ball, bolt style. Spread straps, 3/4 inch with ring.
TRIMMING—Japanned (Black). Priced without collars. **Not Prepaid.**

LINES—Heavy 1 1/2-in. by 18-ft. with patent buckles and snaps.
TRACES—Heavy 1 1/2 and 1 3/4-in., 3-ply; length about 6 ft., 3 in. including jointed clip; 1 1/2-in. are two-row stitched and 1 3/4-in., 3 row stitched; and 6-link swivel heel chain.
BELLY BANDS—Folded with layer.
BREAST STRAPS—Heavy 1 1/2-in. with snaps and slides and metal loops.
MARTINGALES—Heavy 1 1/2-in. double and stitched front loop with 3/8-in. collar strap.
PADS—Heavy double and stitched about 4 1/2 in. by 20-in. with layer. Brass bridges and 1 1/4-in. reverse market straps.

Catalog Number	Size Trace	Weight	Cash Price	Easy Payment Price
10HM667 1/4	1 1/2-inch	90 pounds	\$46.50	\$51.25
10HM668 1/4	1 3/4-inch	90 pounds	48.75	53.75

Easy payment terms: \$5.00 down, \$5.00 a month. When Ordering on Easy Payments Use Time Payment Order Blank in Back of Catalog.

Reduced to **\$43.75** And Up CASH

Another High Grade **NAT-URA-TAN** Harness. Without Breeching. Hardware or trimmings are Cadmium plated, resembling nickel.
BRIDLES—Ring crown style, wide crown, combination double and stitched front and winker brace, 3/8-inch cheeks, with bit straps, 3/8-inch noseband, 3/4 inch throat straps, concord blinds, long round reins.
LINES—Heavy 1 1/2-inch by 20 feet with metal wear buckles and with snaps.
TRACES—Heavy 3-ply double and stitched, 1 1/2-inch, 2-rows and 1 3/4-inch, 3-rows stitched, by 6-foot 3-inch, including the jointed clip, 6-link swivel heel chain, bellybands folded with layer.
BREAST STRAPS—Heavy 1 1/2-inch by 4 1/2-ft., with metal loops, snaps and slides.
MARTINGALES—Heavy 1 1/2 inch with 3/8-inch collar straps.
PADS—Heavy double and stitched felt filled, leather bottom, 1 1/2-inch layer



Dwight standing terrets and hooks, with 1 1/2-inch slip tug skirts.
BACK AND HIP STRAPS—Hip straps, 1 1/2-inch with trace loops, back straps, 1 1/2-inch with metal trace carrier and crupper.
HAMES—All steel, bolt style, nickel ball top, 1-inch hame straps, 21 and 24 inches long. 3/4-inch spread straps. Priced without collars. **Not Prepaid.**

Estimated Freight Charges per 100 lbs. on Harnesses: 100 Miles 70c; 300 Miles, 89c; 500 Miles \$1.38; 750 Miles \$1.83.

Catalog Number	Size Trace	Weight	Cash Price	Easy Payment Price
10HM503 1/4	1 1/2-inch	85 pounds	\$43.75	\$48.50
10HM504 1/4	1 3/4-inch	85 pounds	45.95	50.75

Easy payment terms: \$5.00 down, \$5.00 a month. When Ordering on Easy Payments Use Time Payment Order Blank in Back of Catalog.

Order Blanks Are in Back of This Catalog

\$5 Down, \$5 a Month, Buys any Harness on This Page.

• 1832 •

~~\$48.95~~

\$42.85
And Up
CASH

CENTENNIAL PRICES PROVE AGAIN—
for BRADLEY



ADJUSTABLE FOR HORSES UP TO 1700 POUNDS

CHAMPION HARNESS
Black Steerhide—3-Ply Traces

Only a great event like the Bradley Centennial could create such amazing price reductions. CHAMPION harnesses are fine examples of the great savings you make at Sears on high-quality harness—values not to be duplicated elsewhere at these prices. Strap-for-strap and buckle-for-buckle, CHAMPION harnesses live up to their name—leaders wherever good harness is used.

Unlimited Guarantee

These CHAMPION harnesses, in six distinct styles as illustrated, are strictly highest quality in every respect. They are also ADJUSTABLE FOR HORSES FROM 1300 to 1700 POUNDS. Remember, too, that there is NO TIME LIMIT ON SEARS HARNESS GUARANTEE!! We will replace, free of charge, any part that shows defects in material or workmanship during the life of the harness.

Champion Style "A" Harness

BRIDLES—Soft folded, adjustable ring crown style; 3/8-inch heavy double and stitched cheeks; 7/8-inch noseband, 3/4-inch bit strap and throat strap; double and stitched front and winker brace, concord blinds, long round reins with gag swivels and 7/8-inch check up straps.
LINES—Heavy 1 1/2-inch by 18 feet, sewed and riveted laps, flat spring snaps and metal wear buckles. For 1 1/2-inch x 20 feet add set 40c.
TRACES—Heavy 3-ply, double and stitched, 1 1/2-inch 2-row and 1 3/4-inch 3-row stitched with 1/2-inch billets. Length, 6 feet 3 inches, including the jointed clips; 6-link screw and swivel dee heel chain sewed on. Bellybands folded with layer.
BREAST STRAPS—Heavy 1 1/2-in. by 4 1/2 feet with snaps, slide in center.
MARTINGALES—Heavy 1 1/2-inch, double and stitched around front loop, and 3/8-inch collar straps.
PADS—Double and stitched, leather bottom, about 4 3/4 x 20 in., with 1 1/2-in. layer with dee at end and 1 1/2-inch reverse market straps, metal bridges.
BREECING—Folded 2 1/4-inch body with 1 1/4-inch layer, lazy straps, 1-inch billet with 1 3/4-inch leather; side straps, 1 1/4-inch single reverse attached to breeching with metal wear buckle, snap at other end.
BACK AND HIP STRAPS—Heavy 1 1/2-inch divided back strap to hame, with wear leathers; 1 1/4-inch double hip straps; made to reverse into breeching and with wear leathers; with side trace carriers.
HAMES—All steel, with brass ball top bolt style, hame straps, 1-inch by 21 and 24 inches, spread straps 3/4-inch with ring.
TRIMMINGS—Japan (black).
Note—Prices on this page are for a set of harness for two horses and do not include collars. Not Prepaid.

Catalog Number	Size Traces	Weight	Cash Price	Easy Payment Price
10HM676 1/4	1 1/2-inch	90 pounds	\$42.85	\$47.15
10HM678 1/4	1 3/4-inch	90 pounds	44.80	49.50


Estimated Freight Charges per 100 lbs. on Harness: 150 miles 70c; 300 miles 89c; 500 miles \$1.38; 750 miles \$1.83.

EASY PAYMENTS
Only \$5 Down

\$5.00 Down, \$5.00 a Month Buys any Harness on This Page. If Ordering on Time, Use Time Payment Order Blank in Back of Catalog.



NOTE: The Breeching body and bellybands of all these Champion Harnesses are leather filled.



NOTE: Wear Leathers to protect hip straps.

Every One a CHAMPION

STYLE "B"
\$40.75
CASH



Catalog Number	Size Trace	Cash Price	Time Payment Price
10HM692 1/4	1 1/2-inch	\$40.75	\$44.90
10HM693 1/4	1 3/4-inch	42.70	47.00

STYLE "C"
\$41.65
CASH

Same as Style "A" Harness except having single 1 1/2-inch back strap. Without check-up strap. Priced without collars. Shpg. weight, 75 lbs. Not Prepaid.



Catalog Number	Size Trace	Cash Price	Time Payment Price
10HM694 1/4	1 1/2-inch	\$41.65	\$45.90
10HM695 1/4	1 3/4-inch	43.60	48.00

STYLE "H"
\$36.95
CASH



Same as Style "A" Harness except, bridle has flat reins, and no check-up straps, without breeching body but with 1 1/4-inch Single Hip Straps, and with Crupper fork and crupper. Varnished concord bolt harness. Priced without collars. Shpg. wt., 80 lbs. Not Prepaid.

Catalog Number	Size Trace	Cash Price	Time Payment Price
10HM696 1/4	1 1/2-inch	\$36.95	\$40.75
10HM697 1/4	1 3/4-inch	38.90	42.90

STYLE "E"


Same as Style "A" Harness except Bridle has 3/8-inch flat reins and without check up strap. Concord wood bolt hames. 1-inch hip and back straps. Pads with 1 1/4-inch market straps; 1-inch x 18-foot lines. Priced without collars. Shpg. wt., 80 lbs. Not Prepaid.



For 1 1/2-in. x 18-ft. lines in place of regular, add per set.....40c
For all steel, brass ball, bolt hames in place of regular, add per set.....75c

Catalog Number	Size Trace	Cash Price	Time Payment Price
10HM641 1/4	1 1/2-inch	\$36.95	\$40.75
10HM642 1/4	1 3/4-inch	38.90	42.80

\$37.85 CHAMPION STYLE "D"
Harness Without Breeching



\$37.85
And Up
CASH PRICE

BRIDLES—Ring crown style; 1 1/4-inch crown; 7/8-inch cheeks; sensible blinds; combination double and stitched front and winker braces, round reins.
LINES—1-inch by 18 feet; all laps stitched; metal wear loops and snap at ends.
TRACES—Heavy, 3-ply; 1 1/2-in. 2-row stitched, or 1 3/4-in. 3-row stitched by 6 feet 3 inch including jointed clip at front for bolt hames; 6-link heel chains sewed in.
PAD—4 1/4-inch wide, double and stitched leather, 1 1/2-inch layer, with standing Dwight terrets and hooks; felt lining. Equipped with 1 1/4-inch slip tug skirts.
BACK AND HIP STRAPS—1-inch back and hips with metal trace carriers on top and with crupper; 1 1/4-inch bellyband with layer.

BREAST STRAPS AND MARTINGALES—1 1/2-inch breast straps with snaps and slides; 1 1/2-inch martingales and 3/8-inch collar straps.
HAMES—Black wood, iron over top, iron round-bolt style, 3/4-inch spread straps and 1-inch hame straps. Priced without collars. Shpg. wt., about 75 pounds. Not Prepaid.

Catalog Number	Size Traces	Cash Price	Easy Payment Price
10HM761 1/4	1 1/2-inch	\$37.85	\$41.75
10HM763 1/4	1 3/4-inch	39.80	43.80

If wanted less Hip Straps, deduct per set.....\$1.50
For 1 1/2-inch x 18 feet lines in place of regular, add per set.....40c
Terms: \$5.00 down, \$5.00 a month. When Ordering on Easy Payments Use Time Payment Order Blank in Back of Catalog.


SEARS FOR SAVINGS!

CENTENNIAL

This Black Leather Harness with the Bronze Trimming makes a very attractive set.

\$60⁷⁵
And Up
CASH PRICE

INDIANA Harness



EASY PAYMENTS
Only \$5⁰⁰ Down

Adjustable for Horses From 1300 to 1700 Pounds
\$57⁸⁵ And Up
CASH PRICE

Thousands of harness buyers always turn to Sears because of the lower prices here on superior equipment. Here's a good example. We have built this harness to meet the demand for an extra high-grade folded trace harness. You will agree with us that this Indiana Harness has all that can be found in the highest-priced harness. Made from our Celebrated VIT-A-TAN Steer hide Black leather, linen thread sewed. The workmanship is of the best. Guaranteed satisfaction.

High-Quality Folded Trace Harness

BRIDLES—Heavy, 7/8-inch cheeks, sensible blinds, double and stitched, noseband and fronts spotted, round winker brace, 3/4-inch throat latch, all with roller buckles and leather loops, round reins with gag swivel.
LINES—Heavy, 1 1/4-inch by 18 feet, buckle and billet and snaps outside checks, double and stitched, about 30 inches.
TRACES—2 1/2 inches wide, folded, with spotted safe at front, very heavy, 5 1/2 and 6 feet long. The 5 1/2-foot traces have 24-inch heel chains clipped on, 1 1/2-inch bellyband billets and 6-foot traces have 18-inch heel chains.
BREAST STRAPS—Heavy, 1 1/2-inch roller buckles and leather loops, roller snap in center.
MARTINGALES—Heavy, 1 1/2-inch, lined at back end, with roller buckles and leather loops, 3/4-inch sewed collar straps.
BREECING—Heavy folded 1 1/4-inch layer, 1 1/2-inch uptugs with safe and leather loops, 1 1/2-inch double breeching straps with snaps, 1-inch lazy straps, with wide liner.
HIP AND BACK STRAPS—1 1/2-inch back strap to hame with 1 1/4-inch hip straps, 3-ring style, with large safe, spotted layer.
PADS—5-inch wide, harness leather top and bottom, full spotted on edge, 1 1/4-inch layer and 1 1/2-inch market strap, brass bow in center.
HAMES—All Steel Clip Hames, brass ball top, hame straps 1 by 24 top, 1 by 21 bottom, roller buckles, sewed loops, 3/4-inch spread straps, with spread rollers.
TRIMMING—Japan buckles and rings, brass spots and rosettes. Priced without collars. Weight, 100 pounds. Not Prepared.

Catalog Number	Size Traces	Cash Price	Easy Payment Price
10HM51	1 1/4"	\$57.85	\$63.75
10HM57	1 1/2"	\$59.35	\$65.30

Prices If Made from Nat-Ura-Tan Leather

Same Harness as above except made from Nat-Ura-Tan leather and Solid Bronze Trimmings except snaps. Hames have bronze balls.

Catalog Number	Size Traces	Cash Price	Easy Payment Price
10HM518	2 1/2 x 5 1/2 feet	\$61.35	\$67.75
10HM519	2 1/2 x 6 feet	\$62.85	\$69.25

Easy Payments, \$5.00 down, \$5.00 a month. When Ordering on Easy Payments, Use Time Payment Order Blank in Back of Catalog.

ILLINOIS Harness

Here's a fine, low-cost harness that stands up better than many which sell for much more. Is without breeching—a popular feature in many sections. Your choice of stationary tug or slip trace styles.

BRIDLES—Heavy ring crown style, 7/8-inch cheeks, sensible blinds, round reins. **LINES**—Heavy 1 1/4-inch by 20 feet with buckles and snaps. **TRACES**—Heavy 1 1/2-inch 2 row stitched and 1 3/4-inch 3-row stitched, 6 feet 3 inches long including the jointed clip and with 6 link heel chains. **BREAST-STRAPS**—Heavy, 1 1/2-inch with slides and snaps. **MARTINGALES**—Heavy 1 1/2-inch with 3/4-inch collar straps. **PADS**—

With Slip Traces				With Long or Stationary Traces			
Catalog Number	Size Traces	Cash Price	Time Payment Price	Catalog Number	Size Traces	Cash Price	Time Payment Price
10HM547	1 1/2-inch	\$43.50	\$48.00	10HM545	1 1/2-inch	\$42.75	\$47.25
10HM548	1 3/4-inch	\$45.60	\$50.25	10HM546	1 3/4-inch	\$44.80	\$49.50

If wanted without hip straps, deduct, per set, \$1.50
Terms \$5.00 down, \$5.00 a month. When Ordering on Easy Payments Use Time Payment Order Blank in Back of Catalog.



OL-STAN-BY Harness

For Heavy Trucking and Farm Work

Regardless of price, you cannot beat our Ol-Stan-By VIT-A-TAN anywhere in the black leather field. Made from VIT-A-TAN, our highest grade of black steer hide leather "dressed up" with Solid Bronze Trimming throughout, except snaps. Metal-to-metal wear buckles eliminate worn straps. These features, plus oversize straps and the generous all-around proportions of this harness, establish it as the standard of comparison in the field of black leather harness. Note width of straps. Sears unqualified guarantee insures perfect satisfaction.

Adjustable for Horses From 1500 to 1800 Pounds

BRIDLE—Soft folded, adjustable ring crown style, heavy 1-inch double and stitched cheeks, 1-inch spotted noseband, 7/8-inch bit straps, 3/4-inch throat strap, double and stitched winker brace and spotted front and face drop, long round reins with gag swivels and 1-inch check up strap, concord blinds. Made throughout with roller buckles and soft leather loops (no rivets used). With spotted face drop.
LINES—Heavy 1 1/2-inch by 20 feet, sewed and riveted laps, flat spring snaps and metal-to-metal wear buckles.
BREAST STRAPS—Heavy 1 1/2-inch by 4 1/2-feet soft leather loop and roller buckles, roller snap in center.
MARTINGALES—Heavy No. 2351 truck style, 1 1/2-inch body, 1 1/2-inch extension and 1 1/2-inch collar straps.

PADS—Heavy double and stitched leather about 5x20 inches, 1 1/2-inch layer, dee in end, and 1 1/2-inch market strap.
TRACES—Heavy 3-ply, leather end, double and stitched, 1 3/4-inch and 2-inch wide, 3-row stitched, 1 1/2-inch bellyband billets, length 6 feet with 6-link screw dee heel chain sewed in. Bellyband folded with layer.
BREECING—Heavy folded 2 1/2-inch wide with 1 1/2-inch layer, dee in end. Lazy strap—heavy, 1-inch billets with 2-inch wear leather, side straps 1 1/4-inch single reverse attached to breeching with metal wear buckle.

Catalog Number	Size Trace	Cash Price	Easy Payment Price
10HM658	1 3/4-inch	\$60.75	\$66.85
10HM659	2-inch	\$62.85	\$69.40

Terms: \$5.00 down, \$5.00 a month. When Ordering on Easy Payments Use Time Payment Order Blank in Back of Catalog.

EASY PAYMENTS
Only \$5⁰⁰ Down

Solid Leather-filled breeching body and belly bands


Solid Bronze trimmings resist rust

BACK AND HIPS—Heavy 1 1/4-inch divided back strap to hame with metal wear loop, 1 1/4-inch double hip straps, made to reverse into breech with metal wear buckles and spotted hip li side trace carrier.

HAMES—All steel black enameled with brass ball top, bolt style, with hame straps, 1-inch by 21 and 24 inches long, spread straps, 3/4-inch **TRIMMING**—All Solid Bronze except snips Shipping weight, about 100 pounds. Priced without collars. Shipped Not Prepared. Same style and quality Harness as above except made plain Japan trimmed and without spots but with brass ball top steel hame

Catalog Number	Size Trace	Cash Price	Easy Payment Price
10HM758	1 3/4-inch	\$57.75	\$63.75
10HM759	2-inch	\$59.90	\$66.00

\$42⁷⁵ And Up
CASH PRICE



Adjustable for Horses From 1300 to 1600 Lbs.

EASY PAYMENTS
Only \$5⁰⁰ Down

PRICES SLASHED

for BRADLEY CENTENNIAL

\$27⁵⁰ And Up
CASH



"PELLICO" Harness

BRIDLES—Heavy 1 1/4-inch double and stitched cheeks, folded ring crowns, heavy flat reins to throw over hames; winker brace connected to front. Sensible blinds. **LINES**—1 1/2 inches wide, 18 feet long, with buckles and snaps. **TRACES**—No. 2 Wire chains, 7 feet long, 1 1/2-inch bellybands. **PADS**—4 inch wide leather body, felt lined center, and 1 1/4 inch billets. **BREECING**—Folded body with layer, 1 1/4-inch lip, back and side straps, about 42-inch leather piping. **HAMES**—Adjustable draft, varnished, hame straps, 1-inch by 21 and 24-inch, spread straps, 3/8-inch wide with ring, 28-inch breast chains; 1 1/2-inch pole straps. Priced without collars. Not Prepaid.

10HM431 1/4—Double Harness. Wt., 80 lbs. Cash Price, per set..... **\$33.50**
Easy Payment Price \$5.00 down, \$5.00 a month..... **\$37.00**

Harness Without Breecing
10HM430 1/4—Double Harness, without breecing or pole straps, with 1 1/4-inch single hip and back straps. Wt., 75 lbs. **\$27.50**
Easy Payment Price \$5.00 down, \$5.00 a month..... **\$30.50**

\$19⁹⁵ CASH
And Up



"RELIANCE" Harness

BRIDLES—Heavy 1-inch cheeks, concord style blinds, flat winker brace and side cheek, 1-inch front. **LINES**—1-inch by 18 feet long riveted. **TRACES**—No. 2 wire, Chains, 7 feet long; 30-inch leather piping; 1 1/4-inch bellyband. **BACK AND HIP STRAPS**—3/8-inch with snaps; 3/4-inch single back straps to hames, riveted laps, buckle cruppers. **HAMES**—Lone Star, adjustable draft, varnished 3/8-inch hame strap; 3/8-inch spread straps; 26-inch breast chains. **BACKBANDS**—Harness leather, 4-inch wide, with 1 1/4-inch billet. Priced without collars. Not Prepaid.

10HM442 1/4—Double harness. Wt., 65 lbs. Per set..... **\$19.95**

Breecing Harness same as above except with breecing, folded body with layer and 1 1/4-inch single back strap to hame, and 1-inch double hip strap, snap to hold up traces. Wt., 70 lbs.

10HM443 1/4—Not Prepaid **\$23.45**
Easy Payment Price \$5.00 down, \$5.00 a month..... **\$26.00**

When Ordering on Easy Payments Use Time Payment Order Blank in Back of Catalog



\$21⁵⁰ Post Paid
And Up

UTILITY Single Harness

Fits Horses Up to 1600 Pounds

A good heavy utility harness that will give long and satisfactory service.

10H2065—BRIDLE—Single leather crown, 3/8-inch double and stitched cheeks, combination stitched front and winker brace, concord blinds, round reins with gag swivels. Wt., 5 lbs. Postpaid..... **\$2.70**

10H2154—LINES—1-inch by 13 1/2-ft. with Conway metal loops and snaps. Wt., 4 lbs. Pair, Postpaid..... **\$2.40**


10H268H—TRACES—1 1/2-in. by 6 ft. double and stitched. Heel chain clipped on. Adjustable draft, varnished, concord hames, with 1-in. hame straps. Wt., 15 lbs. Set, Postpaid..... **\$6.55**

10H268P—PAD AND BREECING—All harness leather saddle, hair stuffed pad, skirts 4-in. wide and extra long; 1 1/2-inch double and stitched bearers, heavy shaft tugs with 1 1/2-inch buckles and billets. Breecing body, folded with full layer stitched on and 3/8-inch lead ups, 7/8-inch hip straps, 1 1/2-inch back straps to pad, 1-inch side straps. Wt., 12 lbs. Complete, Postpaid..... **\$9.85**

10H268—Complete Harness for Single Horse. Priced without collars. Wt., 40 lbs. Postpaid. **\$21.50**

10H269—Same as above except, 1 1/4-inch traces. Wt., 45 lbs. Postpaid..... **\$22.95**

ESTIMATED FREIGHT CHARGES PER 100 LBS. on HARNESSES:
150 Miles 70c; 300 Miles 89c; 500 Miles \$1.38; 750 Miles \$1.83



Leather Goat or Dog Harness

\$4⁰⁵
Harness Only


Leather—Russet. Bridle—1/2-inch. Lines 3/8-inch. Traces—1-inch. Breast Collar—1 1/4-inch. Breecing—1 1/4-inch. Saddle—2 inches wide. Wt., 3 lbs.
10H2587 1/4—Single harness. Postpaid. Each..... **\$4.05**

Sulky Carts for Goats

A durable present for the children. Wood and metal construction, finished a bright red. Wheels, iron bound 20 inches in diameter. Shafts, 36 inches; entire height about 26 inches; steel axle. Not Mailable.
10HM2586 1/4—Shipping weight, about 27 pounds. Each, Not Prepaid..... **\$5.50**

Benton Single Buggy Harness

\$13²⁵ Post Paid



COMPLETE

This low priced harness will give most satisfactory service.

10H23B BRIDLE—3/4-inch cheeks, patent leather blinds, double and stitched front, with over check. Postpaid..... **\$2.40**

10H23 LINES—1-inch by 13 feet. Per Pair, Postpaid..... **2.10**

10H23BC—BREAST COLLAR—Folded breast collar with layer 1 1/4-inch double and stitched traces with split neck strap. Complete, Postpaid..... **\$3.35**

10H23BG—BREECING—Folded with layer, 3/4-inch side straps and back strap, double hip straps. **\$2.85**

10H23BS—STRAP SADDLE—3-inch, stuffed single strap skirts, patent leather jockey, 3/8-inch bearers and shaft tug, bellybands with wrap straps. Complete, Postpaid..... **\$3.25**

10H23PS—PADDED SADDLE—3-inch, patent leather skirts full padded and laced; 3/8-inch bearers and shaft tugs, bellybands with wrap straps. Complete, Postpaid..... **\$ 5.20**

10H23 1/4—HARNES—Complete with strap saddle. Postpaid..... **13.25**

"Midget" Shetland Pony Harness

\$12⁹⁵ Postpaid



BRIDLE—3/4-inch cheeks; open; over-check; **HEAD-STALL** adjustable from 26 to 32 inches. **LINES**—9 feet 10 inches long; 3/4-inch fronts; 3/8-inch hand parts. **BREAST COLLAR**—1 1/4 inch; single strap; 1 inch single strap traces. **GIG SADDLE**—2 1/4-inch flexible trees; single strap skirts. **BREECING**—1 1/4-inch single strap; 3/8-inch hip straps, 3/4-inch side straps; 3/8-inch turnback with crupper. **TRIMMINGS**—Nickel plated. **GIRTH MEASUREMENTS**—Adjustable from 47 to 54 inches. Fits ponies 200 to 400 pounds. Wt., 10 lbs.

10H184 1/4—Single, black leather. Postpaid..... **\$12.95**

MULTIPLE HITCH Equipment at Low Prices

Crossline Checks—Heavy 1 1/2 in. x 8 ft. Black leather. They make it easier to drive three or four horses abreast. Snap at one end for bit, and buckle at other. Shpg. wt., 2 1/2 lbs. Postpaid if included in \$2 order.
10H52—Per pair..... **\$1.90**

Line Lengtheners—Heavy black leather, 1 in. by 1/2 in. Has dee sewed in one end for tying in hand parts of your lines. When tied to a 20-foot line it makes them long enough for usual 2-length team. Shpg. wt., 2 1/2 lbs. Postpaid if included in \$2 order.
10H51—Per pair..... **\$1.95**

Special Eveners—Made of high grade seasoned oak, steel plated at points of wear to prevent splitting. The holes (unbored) are plainly marked and correctly spaced for any hitch. Instructions included. Postpaid.
10H54—No. 24 Evenner. 24 in. long... **\$2.25**
10H55—No. 30 Evenner. 30 in. long... **3.00**
10H56—No. 43 Evenner. 43 in. long... **4.00**

Buck Reins—One is required for each rear horse. Front checks, leather, 1 inch wide, connected by adjustment chain to the 1 1/2-inch by 6-foot leather rear section. Bolt snap for attaching to log chain. Postpaid.
10H50—Complete..... **\$2.05**

Clevises and Rings
Clevises and Rings—Of extra-heavy forged steel. Postpaid if part of \$2.00 order.

	Weight	Each
10H57 —No. 5 Clevis	2 1/2 lbs.	45c
10H58 —No. 6 Clevis	2 1/2 lbs.	49c
10H59 —No. 7 Clevis	3 lbs.	52c
10H60 —No. 8 Clevis	3 1/2 lbs.	55c
10H61 —No. 635 Steel Ring	1 lb.	22c

Lead Chain—Bolt snaps on each end. Length, 5 1/2 feet. No. 7 wire. Postpaid if part of \$2 order.
10H53—Wt., 2 lbs..... **60c**

Longlife Harness Oil



Highest Grade Oil of its Kind. Protects your harness from drying out prematurely. Rain, snow, dust and perspiration quickly ruin untreated harness. Apply with rag, sponge or use in dipping tank. Not Prepaid.
10HC310 1/4—1 gallon..... **60c**
If by mail add 24c postage.
10HC311 1/4—5-gal. can. Not Prepaid. Shpg. wt., 43 lbs. Per can. **\$2.25**
If by mail add 96c postage.
10HM312 1/4—10-gallon can. Shpg. wt., 86 lbs. Per can..... **\$4.25**

Neatsfoot Oil and Nat-Ura-Tan Harness Dressing



There is nothing better than Neatsfoot oil to soften and preserve leather, such as harness, saddles, gloves, leather coats, etc. Clean the leather thoroughly and apply with a sponge or rag and allow the oil to penetrate before using.
10H313—1 quart. Weight, 2 1/2 lbs..... **80c**
Postpaid if part of \$2.00 order.
10HC314—1 gallon. Wt., 9 lbs. Not Prepaid..... **\$2.35**
If by mail add 24c postage.

Vit-A-Tan Black Harness Dressing and Leather Preservative



Contains about 50 per cent Neatsfoot Oil and high grade lubricating oil.
10H306 Pint, wt., 1 lb..... **30c**
Postpaid if part of \$2 order.
10H307 Quart, wt., 2 1/2 lbs. **45c**
Postpaid if part of \$2 order.
10HC308—Gallon, 9 lbs. Not Prepaid **\$1.30**
If by mail add 24c postage.

Priced to Save You Money

READ CAREFULLY BEFORE ORDERING



It is most important that you give us the correct size of collar wanted. Care taken in measuring your old collar, or horse's neck, will make it possible for us to serve you promptly, and give you a perfect fitting collar. If your old collar is a good fit, measure it carefully inside from top to bottom through the center (see illustration No. 1). If you have no old collar, then measure your horse's neck with a stick with a piece at the top (see illustration No. 2), and the number of inches between G and H will be the size to order. Always order sweat pads 1-inch larger in size than your collar.



FITZALL HORSE COLLARS

- Adjustable to 4 perfect fitting sizes.
- Stuffed with long rye straw, and hair next to face.
- Thong sewed seams.
- Sole leather neck pad.
- Wear leather at draft.
- Draft about 17-in.

Just try the Fitzall Collar. Watch your horse when he is pulling a heavy load. A practical collar that will always fit right, regardless of whether your horse gains or loses weight. Needs no breaking in. No padding near top. The face and back being stitched together, form a broad flexible band across the top which does not allow collar to pinch upper part of neck. Pad reinforced on top with a sheet of drawn steel through which adjustment pegs are riveted. Postpaid.

10H3451—Natural color split leather back and rim. Pearl gray, heavy chrome leather face. Spliced rim.

Adjustable From 18 to 21 in. \$4.95
19 to 22 in. 5.10

Adjustable From 20 to 23 in. \$5.25

10H3453—All russet grain collar. Leather back, rim and face. Spliced rim.

Adjustable From 19 to 22 in. \$6.40
20 to 23 in. 6.60

Adjustable From 21 to 24 in. \$6.60
22 to 25 in. 6.70



WE PAY THE POSTAGE ON ORDERS OF \$2.00 OR MORE

Super-Value Collars

This group of collars offers a selection of style and price which meets the need of almost every farmer. Strongly made of splendid materials; thong sewed inside and outside seams and have sole leather pads and wear leather at hame draft. Both rim and back are stuffed with long rye straw, while face is stuffed with short straw. Buckle and billet top. Reinforced throat.

\$2.48 And Up Postpaid

Note shape of sole leather pad.



All Kip Leather Collar

—Best russet grain collar leather, back, rim and face. Draft, about 17-in.

We believe the best collar of its kind on the market at the price. Postpaid.

Size 17-inch.	Each.	\$4.15
Size 18-inch.	Each.	4.25
Size 19-inch.	Each.	4.30
Size 20-inch.	Each.	4.35
Size 21-inch.	Each.	4.40
Size 22-inch.	Each.	4.45
Size 23-inch.	Each.	4.85
Size 24-inch.	Each.	5.45

Russet Kip Face Collar

—Heavy split russet leather, back and rim. —Russet grain leather face.

—Draft about 17-inch. A wonderful value and a big seller. Postpaid.

Size 17-inch.	Each.	\$3.30
Size 18-inch.	Each.	3.35
Size 19-inch.	Each.	3.40
Size 20-inch.	Each.	3.45
Size 21-inch.	Each.	3.40
Size 22-inch.	Each.	3.45
Size 23-inch.	Each.	3.75
Size 24-inch.	Each.	4.00

Chrome Face Collar

—Heavy split russet leather back and rim. —Chrome leather face.

—Draft about 16½-inch. One of our most popular collars, well made, durable, and at a low price. Postpaid.

Size 17-inch.	Each.	\$2.48
Size 18-inch.	Each.	2.50
Size 19-inch.	Each.	2.53
Size 20-inch.	Each.	2.55
Size 21-inch.	Each.	2.60
Size 22-inch.	Each.	2.65
Size 23-inch.	Each.	2.95

YOU SAVE HERE ON SWEAT PADS



100 per cent Deer Hair stuffed, yellow drill back, white face, red edge, 5 row stitched, about 12 in. draft, 4 hooks, light wt., 19 to 25 in. sizes. Wt., 1 lb. Postpaid if included in \$2 orders.

Size	Each
19-inch	66c
20-inch	67c
21-inch	68c
22-inch	69c
23-inch	70c
24-inch	71c
25-inch	72c

Old gold color drill, composite stuffing, red edge, 5 rows stitching, 4 hooks, about 12 inch draft. Wt., 3½ lbs. Postpaid if included with orders of \$2 or more.

Size	Each
18-inch	36c
19-inch	37c
20-inch	38c
21-inch	39c
22-inch	40c
23-inch	41c
24-inch	42c
25-inch	43c

Picked and felted drill, 10 in., 4 hooks. Wt., 1½ pounds. Postpaid if included with orders of \$2.

Size	Each
18-inch	42c
19-inch	43c
20-inch	44c
21-inch	45c
22-inch	46c
23-inch	47c
24-inch	49c
25-inch	51c

Heavy dark drill, cilcloth face; quilted and stuffed. Draft, about 10 inches. Wt., each, 1½ lbs. Postpaid if included with \$2 orders.

Size	Each
18-inch	52c
19-inch	53c
20-inch	54c
21-inch	55c
22-inch	56c
23-inch	57c
24-inch	58c
25-inch	60c

Zinc Collar Pads

Large Heavy Zinc Pad. Perforated top, with straps. Postpaid if included in \$2 orders.

10H3603 Wt., 1½ lbs. Each. 45c

Curled Hair Pad

10x7 in. with straps. Wt., ½ lb. Postpaid if included in \$2 order.

10H3612 43c

Deerskin Top Pad

10x6 in., stitched through an interlining to a leather back. Straps buckle around collar. Postpaid if included with \$2 order.

10H3600 Wt., ½ lb. Each. 73c

Collars on Easy Payments

If collars wanted with harness, on easy payments, choice of

10H3425
10H3427
10H3446
10H3453
10H3445
10H3465
will be permitted at prices quoted.

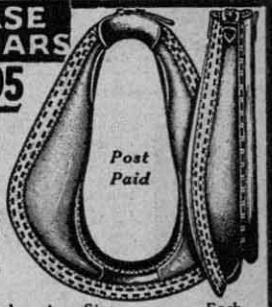
CHAMPION HORSE COLLARS

- Norman style.
- All Russet selected grain leather back, rim and face.
- Rim stuffed with long rye straw
- Thong sewed inseam.
- Sole leather pad.
- Call cure hair pad next to face.
- One-piece back.
- ½-inch buckle and billet top.
- Draft, about 18 inches.

Our highest grade of this style. One of the finest we have ever seen at this low price. Has one-piece back, and stuffed with tangled straw backed up with long rye straw. Made Norman shape for horses with thick necks.

Size	Each	Size	Each
19-inch	\$5.95	21-inch	\$6.05
20-inch	6.00	22-inch	6.10

\$5.95 And Up Postpaid



LANGFORD COLLAR

Draft About 17 Inches. Heavy white canvas rim and shoulders. White duck face. Cotton fiber stuffed. —Wear leathers at hame draft. —Strap to buckle around hames. 10H3469—Wt., 10 pounds.

Size	Each	Size	Each
17-inch.	\$1.30	22-inch.	\$1.35
18-inch.	1.31	23-inch.	1.36
19-inch.	1.32	24-inch.	1.41
20-inch.	1.33	25-inch.	1.46
21-inch.	1.34		

ECONOMY CANVAS COLLAR

Draft About 16 Inches. Heavy white duck. —Straw stuffed. —Wear leathers at hame draft. —Throat and hame terret. —Leather neck pad. Postpaid if included with \$2 Orders.

Size	Each	Size	Each
17-inch.	\$1.15	21-inch.	\$1.19
18-inch.	1.16	22-inch.	1.20
19-inch.	1.17	23-inch.	1.24
20-inch.	1.18	24-inch.	1.29

Our Famous MULE COLLAR

Draft About 17½ Inches. —Thong stitched throughout. —Wear leathers at hame drafts. —Sole leather top pad. —Buckle and billet top. —Draft about 16½ inches. 10H3465—Postpaid.


Size 17-in.	\$4.25	Size 20-in.	\$4.40
Size 18-in.	4.30	Size 21-in.	4.45
Size 19-in.	4.35	Size 22-in.	4.50

TICK FACE COLLAR

Draft About 17 Inches. Heavy russet split leather back and rim. —Blue and white ticking face. —Stuffed with rye straw. —Sole leather top pad. —Metal top fastener. —Edge bound with enameled duck. —Draft, about 17 inches. Postpaid. 10H3410—Full Face as illustrated. 10H3411—Half Sweeny Style.


Size	Each	Size	Each
17-inch	\$2.00	21-inch	\$2.10
18-inch	2.03	22-inch	2.13
19-inch	2.05	23-inch	2.45
20-inch	2.08	24-inch	2.70

TEAM LINES AT LOW PRICES



WE PAY THE POSTAGE ON ORDERS OF 2.00 OR MORE

High-grade Lines cut from our "VIT-A-TAN" bark tanned, packed at-sea, hide leather. Laps stitched with best linen thread, well waxed and riveted, small buckle at back end, and bar buckle at center for easy adjustment. Lines are of even thickness, full width and length. We offer them at a price less than usually asked for inferior grades.



\$4.30 And Up


Cat. No.	Length	Width 1 1/2 inch	Cat. No.	Length	Width 1 1/2 inch
10H2201	15 feet	\$3.25	10H2204	18 feet	\$4.35
10H2202	18 feet	3.75	10H2205	20 feet	4.65
10H2203	20 feet	4.30	10H2206	22 feet	5.30

Cat. No.	Length	Width 1 1/2 inch	Price
10H2207	18 feet		\$4.95
10H2208	20 feet		5.60

Patent Buckle With Snap
Flat spring snaps and metal-to-metal buckle at bit ends. Priced, set for 2 horses. State size. Postpaid.

Buckle and Billet
Our high-grade buckle and billet lines. Snaps not furnished. State size. Postpaid.

Catalog No.	Width	Length	Set. 2 Horses
10H2215	1 inch	18 feet	\$4.30
10H2216	1 inch	20 feet	4.70
10H2217	1 1/2 inch	18 feet	4.90
10H2218	1 1/2 inch	20 feet	5.30



Double and Stitched Center Lines

Highest quality, double and stitched outside check for about 30 in. at center; stitched and riveted laps; roller buckles and billets. No snaps. Price, set (2 horses). Postpaid.

Cat. No.	Length	1-inch	Cat. No.	Length	1 1/2-inch
10H2221	18 feet	\$4.65	10H2223	18 feet	\$5.30
10H2222	20 feet	5.10	10H2224	20 feet	5.65



Black Leather Side Backer

Extra heavy single strap, 1 1/2-inch wide, with reverse buckle at back end with snap, 1 1/2-inch carrying strap, combination hook at front end.

10H2617—Set of 4, Postpaid.....\$7.85

NAT-URA-TAN Leather Side Backer
Same as above except made of NAT-URA-TAN leather.
10H2618—Set of 4, Postpaid.....\$7.95



Buggy and Express Lines

Our best single buggy line with 1-inch fronts and 1 1/2-inch hand parts, about 12 1/2 feet long.
10H2152—Per pair. Postpaid.....\$3.05

Single Express Lines

With conway buckle and snap. 1 inch by 1 1/2 feet.
10H2154—Per pair. Postpaid.....\$2.40

Single Crown Bridle



\$2.75 And Up Postpaid
Single crown, 1 1/4 in. wide, 3/4-in. double and stitched cheeks, 3/4-in. noseband, bit straps, and throat strap, round winker brace, 1-in. double and stitched front, spotted. Brass rosettes, 3/8-in. flat side checks. Postpaid.
10H2050—With 3/4-inch Flat Reins. Each.....\$2.75
10H2051—With long round reins and gag swivels. Each.....\$3.25

Folded Crown Bridle




\$2.80 And Up Postpaid
Adjustable folded ring crown style, 3/4-inch double and stitched cheeks, 3/4-inch noseband and bit straps, combination double and stitched front and winker brace, Concord blinds. Postpaid.
10H2055 With Round Reins and gag swivels. Each.....\$3.25
10H2056 3/4-inch Flat Reins, no gag swivels. Each.....\$2.80

Our Best Ring Crown Bridle



\$3.65 And Up Postpaid
If you want the best bridle you can buy of this style, you have it in this one. Made extra heavy, fancy trimmed and the best of workmanship. Extra heavy throughout, wide folded, ring crown style, 1-inch double and stitched cheeks, double and stitched front and winker brace, 2-row stitched blinds, 3/4-inch bit straps, 1-inch nosebands, 3/4-inch Billets extra heavy rounds and centers, leather loops throughout, roller buckles, brass spotted noseband and front. Japan (black) buckles.
10H2088—With Round Rein with gag swivels. Postpaid. Each.....\$4.05
10H2089—With 3/4-inch Flat Reins without gag swivels. Postpaid. Each.....\$3.65



1 1/2-inch double and stitched cheeks, folded ring crown; 3/4-in. Flat reins, winker brace connected to front. Concord blinds. Postpaid.
10H2072 Each.....\$2.60
10H2071 With Pigeon wing blinds. Each.....\$2.50

Box Loop Bridle



Heavy single crown, 3/4-inch pressed box loop cheeks, with face piece, 1-inch fronts, Concord blinds, round winker braces, brass spotted. Postpaid.
10H2078 Round reins and gag swivel. Each.....\$3.90
10H2079 With 3/4-inch flat rein without gag swivel. Each.....\$3.40

Open Work Bridle



A good low priced open work bridle 1 1/4-in. double and stitched cheeks, 3/4-in. flat reins, plain fronts, brass spotted face piece. Shpx. wt., 3 3/8 lbs.
10H2082 Each.....\$1.95

Heavy Single Crown



3/4-inch, double and stitched cheeks, spaced loops, 3/4-inch noseband, brass spotted, 3/4-inch bit straps, 1-inch double and stitched front, spotted face drop, round winker brace, 3/4-inch flat reins, with gag swivels. Trimmed in Japan (black), with brass spots and rosettes. Postpaid.
10H2052—With flat reins and gag swivels. Each.....\$3.20
10H2053—With round reins and gag swivels. Each.....\$3.70

Open Bridles



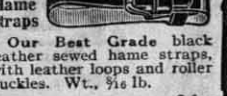
Heavy 3/4-in. 3/4-in. bit strap and noseband, stitched winker brace and front, sensible blinds.
10H2073 3/4-in. flat reins. Each.....\$2.50
10H2074 Round reins with gag swivels. Each.....\$3.00

Hame Strap Bargain



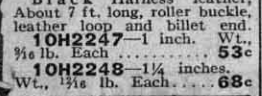
Harness leather hame straps, 1x21 in. with buckle and metal loop. Wt. 1 lb.
10H2303 6 Straps for.....78c

Sewed Hame Straps



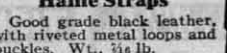
Our Best Grade black leather sewed hame straps, with leather loops and roller buckles. Wt. 3/8 lb.
2 for
10H2273 1 x21 in. 40c
10H2274 1 1/2x21 in. 50c
10H2275 1 x24 in. 57c
10H2277 1 x27 in. 60c

Our Best Hitch Reins



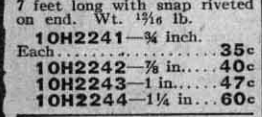
Black Harness leather; About 7 ft. long, roller buckle, leather loop and billet end.
10H2247—1 inch. Wt. 1/2 lb. Each.....53c
10H2248—1 1/4 inches. Wt., 1 1/2 lb. Each.....68c

Our Standard Hame Straps



Good grade black leather, with riveted metal loops and buckles. Wt., 3/8 lb.
2 for
10H2281 1x21 in. 34c
10H2283 1x24 in. 41c
10H2285 1x30 in. 52c

Our Standard Hitching Reins



Black Harness leather; about 7 feet long with snap riveted on end. Wt. 1 1/2 lb.
10H2241—3/4 inch. Each.....35c
10H2242—7/8 in. 40c
10H2243—1 in. 47c
10H2244—1 1/4 in. 60c

Hame Housing



Double and stitched harness leather, 12 1/2x16 inches from center. Postpaid.
10H2363 Each.....\$2.95
10H2364—14x18-inch. Each.....\$3.95
12 1/2x16 in. with 2 brass ball tops and spotted.
10H2367 Each.....\$4.25
14x18 in. with 2 brass ball tops and spotted.
10H2368 Each.....\$5.50

REPAIR PARTS FOR BRIDLES

“Triplex” Gig and Express Pads
Felted fabric of good wearing properties.
10H3615—Gig Pad 4 1/2x18 in. Wt., 1 1/2 lb. Each.....23c
10H3616—Express Pad, 7x20 in. Wt., 1 lb. Each.....40c

Check Up Straps
Black leather, 3/4-in. snaps sewed in at one end, reversed at other with ring. Lgth. 36 in. Wt. 1 lb.
10H2068 Pair (2).....83c

Face Piece
Spotted face-piece and noseband. 3/4-inch Billet. 1-inch noseband, double and stitched. Wt., 3/8 lb.
10H2001 Brass spots. Each.....70c
10H2002 Nickel plated spots. Each.....70c
Without Noseband
10H2005—Brass spots. Wt., 3/8 lb. Each.....33c
10H2006—Nickel plated spots. Wt., 3/8 lb. Each.....33c

Spreaders With Spread Roller, 3/4-in. strap.
10H2319—Weight 3/4 lb. 2 for.....45c
3/4-inch wide, 24-in. long, twin loop, buckle. Without spread roller.
10H2322—Weight 3/4 lb. 2 for.....30c

Bit Strap
Black leather, 3/4x11 1/2 in., metal loop and buckle riveted. Wt., 1 lb.
10H2069 Set of 4.....42c

Round Side Checks
Round side reins 3/4-inch billets, center check; standard length. Weight, 1 pound.
10H2063—Each.....\$1.18

Black Flat Bridle Reins, 3/4-in. buckle at each end to buckle into bit. Wt., 3/8 lb.
10H2077—Pair for one bridle.....55c

Collar Strap; 3/4x30 in., metal loop and buckle riveted. Wt., 3/8 lb.
10H2353 2 for.....43c

Check Rounds
Rounds with 3/4-in. billets and centers finished ready to use.
10H2062—Wt., 3/8 lb. Each.....35c

High grade checks, 3/4-inch pressed box loop cheeks, sensible blinds, round winker brace. Wt., 2 lbs.
10H2045 Pair for.....\$1.65

Bridle Fronts
For team or express bridles; double and stitched leather, 1 in. wide, about 17 in. long. Weight, 3/8 lb.
10H2442 Nickel spots. Each.....32c
10H2443—Brass spots. Each.....32c

3-Ply Team Traces that Defy Wear

\$13.95 And Up
Set of 4

WE PAY THE POSTAGE ON ORDERS OF \$2.00 OR MORE

Steer Hide Leather

These traces are cut from the back of genuine bark tanned packers steer hide leather, three ply, 6 feet long, with 6-link swivel heel chains sewed in, leather end style for bolt hames. 1/2-inch has 2 rows stitching and 1/4-inch billets and the 1/2 and 2-inch have 3 rows stitching and 1/2-inch billets. **Postpaid.**
 10H2744—1 1/2-inch. Set of 4.....\$13.95
 10H2745—1 3/4-inch. Set of 4.....\$15.90
 10H2746—2-inch. Set of 4.....\$17.95

Three-ply leather, 6 ft. 3 in. long, including jointed clips, for bolt hames; the 1/2-in. has 2 rows stitching and 1/4-in. bellyband billets. The 1 1/2 and 2-in. have 3 rows stitching and 1/2-in. billets. 6-link swivel heel chain sewed in. **Postpaid.**
 10H2733—1 1/2-inch. Set of 4.....\$13.25
 10H2734—1 3/4-inch. Set of 4.....\$15.25
 10H2735—2-inch. Set of 4.....\$17.35


Steer Hide Leather

Leather Chain Piping




Good heavy cover for chain traces. Stitched, riveted; all except the 24-inch have cuff on each end, making pipe more durable. Set of Four. 24-inch length (wt., 2 lbs.), **postpaid when included in \$2 orders; other sizes, Postpaid.**
 10H2602—Lgth., 24 in. Set of 4.....\$1.75
 10H2603—Lgth., 30 in. Set of 4.....\$2.35
 10H2604—Lgth., 36 in. Set of 4.....\$2.75
 10H2605—Lgth., 42 in. Set of 4.....\$3.35
 10H2606—Lgth., 48 in. Set of 4.....\$3.95

Single Hip and Back Straps




One-inch straps, to buckle in back pad, folded crupper. **Postpaid.**
 10H2661—\$4.25
 Set of 2.....\$8.50
 10H2663—Same as above except without hip straps. Set of 2.....\$2.35
Long Single Back Strap **Postpaid**
 1 1/2-inch long back strap to hames, 1 1/2-inch single hip straps; folded crupper to buckle on.
 10H2662—Set of 2. **Postpaid** \$5.00

Concord Truck Traces



Same quality and style as 10H2733, but without jointed clips. The 1/2-in. has 2 rows of stitching and 1/4-inch billets. The 1 1/2-inch has 3 rows of stitching and 1/2-inch billets. Length, 6 feet.
 10H2757—1 1/2 inches wide. Per set of 4, **Postpaid**.....\$12.85
 10H2758—1 3/4 inches wide. Per set of 4, **Postpaid**.....\$14.80
 Traces without bellyband billets for slip tug or single wagon harness; for clip hames, adjustable draft or hook hames; 6 feet long.
 10H2759—1 1/2 inches wide. Per set of 4, **Postpaid**.....\$11.75
 10H2760—1 3/4 inches wide. Per set of 4, **Postpaid**.....\$13.70

Team Breaching



High grade. For double harness, 2 1/4-inch folded body with 1 1/4-inch heavy layer full length; 1-inch heavy hip and back straps with wear leathers; 1 1/2-inch reverse side straps. Lazy straps; 1-inch billets and 1 1/4-inch liner. **Postpaid.**
 10H2494—\$11.75
 Same style breaching, but with 1 1/2-inch back and hip straps and 1 1/2-inch lazy straps. **Postpaid.**
 10H2493—\$12.75
Single Back Strap
 Same as 10H2493 except with 1 1/2-inch single back strap to hames. **Postpaid.**
 10H2495—\$12.50

Our Best Breast Strap



Heavy leather, two leather loops, roller buckle, 4 ft. 6 in. long. Wt., 1 1/2 lbs.
 10H2335—1 1/2-inch. Each.....82c
 10H2336—1 3/4-inch. Each.....97c
 10H2337—2-inch. Each.....\$1.15

Flow Bellybands



For chain traces. Loops on each end for traces. Lgth., 42 in. Wt., 1 lb.
 10H2622—1 1/2-inch. Each.....63c
 10H2623—2-inch. Each.....85c

Team Breast Strap



Two 1 1/4-inch pieces of harness leather sewed together. Lgth., 24 in. Snaps and slide. Wt., 2 1/2 lbs.
 10H2332—Each.....75c

Folded Bellybands



Folded, stitched, with layer, 23 in. over all. Wt., 1 lb.
 10H2652—1 1/4-inch. Each.....70c
 10H2653—1 1/2-inch. Each.....80c

Standard Breast Strap



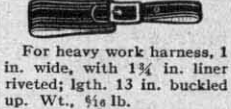
Heavy leather, roller buckle, riveted. Lgth., 4 1/2 ft. Wt., 1 1/2 lbs.
 10H2324—1 1/2-in. Each.....69c
 10H2325—1 3/4-in. Each.....83c

Truck Martingales



Best grade extra heavy single ply leather, safe under Dec. Body, collar, and yoke straps are same size, 1 1/4 and 1 1/2-inch.
 10H2351—1 1/4-inch. Each, Wt., 2 1/2 lbs.....\$1.70
 10H2352—1 1/2-inch. Each, **Postpaid**.....\$2.00

Lazy Straps



For heavy work harness, 1 in. wide, with 1/4 in. liner riveted; lgh. 13 in. buckled up. Wt., 5/8 lb.
 10H2023—2 for.....61c
For Chain Traces
 1x12 in. Bolt snap to snap in breaching ring.
 10H2031—2 for.....45c

Farm Martingale



Our best Martingale of this style. Heavy leather, roller buckle, leather loop, 3/8-in. sewed collar strap. Wt., 1 1/2 pounds.
 10H2388—1 1/2-inch. Each.....\$1.00
 10H2389—1 3/4-inch. Each.....\$1.18

Double Side Straps



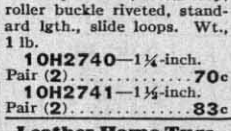
Heavy, for double harness. Roller buckle, leather loops. Without snaps, 1 1/2x5 1/2 ft. Wt., 1 1/2 lb.
 10H2465—Each.....65c

Crupper and Fork



Crupper fork and crupper, buckle together. 1 1/2-inch buckles with snap. Wt., 1 1/2 pounds.
 10H2386—Each.....60c
Cruppers Only
 Cruppers only, folded with 1/2-inch buckles. Wt., 5/8 lb.
 10H2385—Each.....28c

Double Market Straps



Heavy leather, metal loop, roller buckle riveted, standard lgh., slide loops. Wt., 1 lb.
 10H2740—1 1/4-inch. Pair (2).....70c
 10H2741—1 1/2-inch. Pair (2).....83c

Single Side Straps



Single side straps. About 38 in. over all. Buckle to attach to breaching ring, buckle and snap at other end. Weight, 1 pound.
 10H2474—1 1/4 in. 2 \$0.80
 10H2475—1 1/2 in. 2 1.06

Leather Hame Tugs


Folded Hame Tugs for clip hames without clips. About 18 inches long.
 10H2924—**Postpaid**
 1 1/2-in. Set of 4.....\$4.60
 10H2925—**Postpaid**
 1 3/4-in. Set of 4.....\$5.00

High Quality Buckle Traces




Our Standard, heavy double and stitched with two rows stitching, 6 feet long, with clip cockeye riveted. **Postpaid.**
 10H2700—1 1/2 in. Set of 4 \$8.15
 10H2701—1 3/4 in. Set of 4. 9.30

Yankee Hip Breaching



Heavy 2 inch over top, with 1/4 inch side straps sewed into ring and snap at other end, and loop on top. **Postpaid.**
 10H2507—Pair for 2 \$3.75
 horses.....\$3.75

Moeller Team Traces



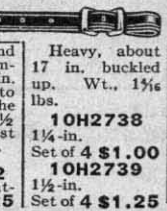
Our best Moeller trace, heavy double and stitched, 2 rows of stitching. Cockeye sewed in back end, and hook at front to hook into Moeller hame tug. Length, 5 ft. 10 in.
 10H2736—1 1/2 in. Set of 4 \$ 9.50
 10H2737—1 3/4 in. Set of 4. 10.60

Combination Breast Strap and Martingale



Heavy 1 1/2-inch Breast Strap, 4 1/2 ft. long with roller buckles and riveted twin loop with combination snap, heavy 1 1/2-inch Martingale connected to breast strap with loop on the snap. Wt., 3 1/2 lbs. Our best in this style. **Postpaid.**
 10H2392—As illustrated.....\$2.25

Bellyband Billets



Heavy, about 17 in. buckled up. Wt., 1 1/2 lbs.
 10H2738—1 1/4-in. Set of 4 \$11.00
 10H2739—1 1/2-in. Set of 4 \$1.25

Breaching Up Tug



Can be attached to breaching loop or ring without any tools. Japan (black) buckles 1 1/2 inch hip straps. Wt., 1 lb.
 10H2064—1 Pair (2) 60c

Breaching Bodies



Heavy folded 2 1/4 in. wide, 1 1/4-in. layer, about 45 in. long, 1-in. lead ups, can be used with 1 or 1 1/2-in. hip straps. **Postpaid.**
 10H2497—\$4.95
 Set of 2.....\$9.95

Breaching Body



Folded body 2 1/4 inches wide with 1 1/4-inch layer, about 45 inches long, without up tugs, to use with reverse hip straps. **Postpaid.**
 10H2498—\$3.30
 Set of 2.....\$6.60

Leather Hame Tugs



For slip tug harness, clip hame. Champion trace buckle. Without Hame clip. About 12 in. long.
 10H2917—Size, 1 1/2 in. **Postpaid.**
 Per set of 4.....\$2.80
 10H2918—Size, 1 3/4 in. **Postpaid.**
 Per set of 4.....\$3.15

Hook and Terret Pads



About 5 inch x 20 in. ch. shaped, double and stitched top, felt lined, 1 1/4-inch layer, dee in end, with 1 1/4-inch reverse market straps, nickel spotted and X.C. Dwight standing terret and hook. **Postpaid.**
 10H2645—Pair (2).....\$4.50
 10H2646—Same except with drop terret and hook. **Postpaid.**
 10H2643—Pair (2).....\$4.75

Watson Team Pads




Made heavy about 5 inch x 20 inch shaped top, brass or nickel spots and bridges. Double and stitched harness leather top, felt lined, 1 1/4-inch layer and 1 1/4-inch reverse market strap. **Postpaid.**
 10H2677—Nickel trimmed. **Postpaid.**
 Pair (2).....\$4.50
 10H2678—Brass trimmed. **Postpaid.**
 Pair (2).....\$4.55

Lynn Leather Pads



Width, 5 in. at widest part; double and stitched; brass spotted; 1 1/2-inch layer and billets, brass bridges for back straps.
 10H2658—Per pair (2) **Postpaid**.....\$5.60

Tamer Backband



Heavy leather, 3 or 4 in. wide, by 42 inches long, not including billets, with leather loops in center. Buckles and billets to fasten around chain or trace. Wt., 1 1/2 pounds.
 10H2612—3 inches wide. Each.....95c
 10H2614—4 in. wide. Each.....\$1.18

Milton Team Pads




Harness leather, 3 and 4 in. wide. About 42 in. long, 1 1/4-inch buckle and billet, layers and ring in center, felt lined center and brass spotted on outside.
 10H2648—3 in. wide. Pair (2) **Postpaid**.....\$2.45
 10H2649—4 in. wide. Pair (2) **Postpaid**.....\$2.80

Walton Team Pads



All harness leather strong and durable. Buy it with confidence. Double and stitched, leather lined, about 1 1/2 x 19 inches, 1 1/2-inch layer, dee in end, and 1 1/4-inch reverse market straps, bridges and buckle. Japan (black).
 10H2655—Pair (2), **Postpaid**.....\$3.35



"WESTRIDGE"

- TREE—15 in. hide covered, 14-in. bulge, leather, covered steel horn, steel fork.
- SKIRTS—Heavy 13x26 inches wool sheep skin lined. Seat, jockey and cantle all in one piece.
- STIRRUP STRAPS—3 in. wide with fenders about 8 in. x 15 in. Stirrups ox bow with leather covered bottom.
- LATIGOS—1½ in. on near side and 1¼ in. on off side.
- CINCHAS—15-strand mixed wool and hair.
- FINISH—Plain, no stamping. Has coat and tie straps.

We consider this an exceptional value at this new lower price. Made of heavy russet skirting leather, has coat straps and tie strings, hide covered tree, made plain smooth finish, and the workmanship is of the best. If you want an extra high quality saddle at a low price, you will not make a mistake in ordering this one.


Our best stock saddle in a plain finish. Postpaid.

10H1463¼ Cash Price, \$37.55
Easy Payment Price.....\$41.30

Terms: \$5.00 down, \$5.00 a month. Use Time Payment Order Blank in Back of Catalog.

WAS \$44.75
NOW \$37.55
CASH

GIFT OUTFITS for BOYS and GIRLS



\$10.50
And Up

- TREE—12-inch, leather covered steel horn, full covered and fancy stitched seat.
- SKIRTS—felt lined. 1-inch stirrup leathers to buckle.
- STIRRUPS—wood, leather covered.
- GIRTHS—Web, 3 in. wide. A wonderful value in this boys' and girls' sturdy saddle. Postpaid.

10H1217¼—Double rigged, Each.....**\$11.35**

Same Saddle as above except Single Rigged.


10H1215—Each \$10.50



\$9.25
Each, Postpaid.

- TREE—12-inch, leather covered horn.
- STIRRUP STRAPS—1-inch wide.
- SEAT—Soft brown leather. Fancy stitched.
- BARS—o Bottom, leather lined.
- CINCHA—Single, 2½ in. Cotton webbing, with 1-inch buckles.
- STIRRUPS—2½-inch wood, leather covered. Popular pony saddle. Durable construction. Suitable for any boy or girl up to 12 years old.

10H1445¼ **\$9.25**



\$16.25
Each.....

Pony Stock Saddle

- TREE—12-inch. Steel fork, and leather covered horn.
- SKIRTS—with rounded corners, felt lined.
- STIRRUPS—2½-inch hooded.
- LATIGOS—1¼-inch.
- STIRRUP STRAPS—1½-inch to buckle.
- SEAT—jockey and cantle all in one piece.
- CANTLE—Bound front, lined and stitched with cap.
- CINCHA—Single 4-in. hard hair. Postpaid.


10H1219¼ **\$16.25**



Reduced to **\$36.25** CASH And Up

A splendid stock saddle with artistic, stamped design throughout. Another of our high grade saddles made of best skirting leather and with finest workmanship and trimmings. Our price is nowhere equalled for the same quality. Postpaid.

When ordering on Easy Payments, use Time Payment Order Blank in Back of Catalog.



Fletcher Saddle

- TREE—15-inch hide covered, 13-inch bulge, steel fork and leather covered horn. Coat and tie straps.
- SKIRTS—13x26 in. Wool sheep skin lined.
- LATIGOS—1½ in. wide on near side, 1¾ in. on off side. Stirrup straps, 3-inch; Stirrups wood, with leather covered bottom.
- SEAT—Full, seat, jockey and cantle in one piece; bound cantle.
- CINCHAS—15-strand, mixed wool and hair, double or single.

10H1465¼—Double Cincha. Cash **\$36.75**
Easy Payment price, \$5 down, \$5 a month. **\$40.50**

10H1467¼—Single Cincha. Cash price.....**\$36.25**
Easy Payment price, \$5 down, \$5 a month. **\$40.00**

Riding BRIDLES and BITS



Western Bridle

- Russet leather.
- Ring, link reins, quilt end.
- A high grade and fancy bridle.
- Thickly spotted cheeks, noseband and front. Nickel plated buckles; with bit. Postpaid.

10H1778 Complete bridle. Each.....**\$6.95**
10H1777—Reins only.....**\$2.65**



Newport Bridle

- Russet leather.
- Reins. 6 ft. long.
- Port bit and curb straps.
- 1½-inch crown, ¾ in. cheeks, with soft leather loops, ¾ in. throat latch nickel plated buckles and rosettes. Postpaid.

10H1744 **\$2.80**
Each.....



Popular Bridle

Russet bridle, ¾-inch double head-stall to buckle on top; noseband; ¾-inch reins, 6 feet long; port bit and curb strap. Postpaid.

10H1754 Each.....**\$2.05**



Shetland Pony Bridle

- Russet leather.
- Reins ¾ in. by 4½ ft.
- ¾-inch double cheeks, buckle on crown to adjust with front, leather rosette, chin strap, port bit. Wt., 2½ lbs. Postpaid if included with \$2 orders.

10H1814 **\$1.90**
Each.....

Same as 10H1814, except, with snaffle bit and without curb strap.

10H1815—Each.....**\$1.80**



Wellworth Bridle

Cheeks—¾ or 1 inch, double to buckle on top, ¾ inch front, with curb strap and bit, leather rosettes. ½-inch throat strap to go clear around.

Reins—¾-inch x 6 feet quilt end. Postpaid.

10H1755—¾ in. cheeks. **\$2.00**
Each.....

10H1756—1-inch cheeks. **\$2.20**
Each.....



Sloux Bridle

High quality. Russet leather, Cheeks, nose band and front, tapered and nickel spotted, also nickel buckles and conchas, reins, 1 inch by 7 feet, quilt end, with throat and curb strap. Postpaid.

10H1780 With bit.....**\$4.95**
Each.....

10H1779 Same bridle except without bit. **\$4.50**
Each.....



Pelham Style Bridle

Fine russet strap leather, ¾-inch cheeks, ½-inch throat strap, ¾-inch single reins, ¾-inch brow band. Made with English style narrow loops, ½-inch curb strap, nickel buckles, with good grade nickel Port style bit. Postpaid.

10H1725—Each.....**\$5.25**

With Never Rust Bit

Same bridle only with high grade never rust nickel bit.

10H1726—Postpaid. **\$6.25**
Each.....



Popular Port Bits

Malleable Iron, XC plated. Wt., 1 lb. Postpaid if included in order of \$2 or more.

10H8272 **35c**
Each.....

Same style bit but nickel plated. Wt., 1 lb.

10H8188 **90c**
Each.....

Same style bit, but with 4 rings for double rein bridle. Nickel plated. Wt., 1 lb.

10H8184—Each.....**\$1.15**

Non-Rust Bit

Same style, with 2 rings for single rein bridle, and will not rust.

10H8190—Each. **\$2.00**
Postpaid.....

Pony Port Bit

Same style, 2 ring, Pony size, nickel plated. Wt., ¾ lb.

10H8188—Each.....**50c**



Mule Port Bit

Wrought iron 4¾-in. mouth-piece. Wt., 1 pound. Postpaid if included with \$2 orders.

10H8187 **40c**
Each.....

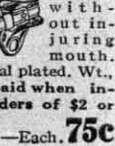


Curb Bit

Mexican. 4¾-inch mouth-piece. Wt., 1 lb. Postpaid if included with \$2 orders.

10H8140—With roller. **42c**
Each.....


10H8141—With roller. Each.....**47c**



Success Bit

XC white metal plated. Wt., 1½ lbs. Postpaid when included in orders of \$2 or more.

10H8291—Each.....**75c**



\$1.95 And Up

California Style Drover's Whip

Eight plait grain leather cover reinforced buckskin point. Hand braided, well tapered. Steel revolving handle, leather covered. Shot loaded. 8-ft. length Postpaid if included in orders of \$2. Other lengths Postpaid.

Catalog Number	Lgth., Feet	Each
10H6206	8	\$1.95
10H6207	10	2.20
10H6208	12	2.40



California style leather center, six-plait russet leather cover, leather button at handle, wood handle. Wt., each 2 lbs. Postpaid if included in \$2 Orders.

10H6173—6 feet. Each.....**65c**
10H6179—8 feet. Each.....**85c**



First quality, oil tanned, buck stitched cover, braided lash, leather loop, two button corded handle, 6 ft. and 7 ft. overall, not including cracker. Wt., 2 lbs. Postpaid on orders of \$2 or more.

10H6173—6 feet. Each.....**\$1.30**
10H6175—7 feet. Each.....**\$1.60**



First quality Team Whip, 4½-ft. body, with 3½-ft. four-plait braided imitation buckskin lash, total 8 ft. not including cracker, rawhide center grain leather covered. Postpaid if included in \$2 orders.

10H5972—Wt., 2 lbs. Each.....**\$1.20**



Australian Style Cattle Whip

12-plait drum head rawhide, hand braided, shot-loaded whip, revolving handle. Australian knot 6-plait buck point: First quality. Postpaid.

10H6237—10-ft. Each.....**\$3.15**
10H6238—12-ft. Each.....**\$3.35**
10H6239—14-ft. Each.....**3.65**



Quirt

Mexican Braided Quirt. Eight-plait braided grain russet leather body, iron spike handle, length, 34 inches. Postpaid if included with \$2 orders.

10H6270—Wt., 1 lb. Each.....**80c**

Buckskin Lashes

Six-plait all hand braided, well tapered, extra quality. Postpaid if included in \$2 orders. Wt., ¾ lb.

10H6000—5 feet. Each.....**36c**
10H6001—6 feet. Each.....**42c**
10H6002—7 feet. Each.....**50c**



California Style Drivers' Whip

12-plait leather, hand braided, buckskin point; leather covered steel handle, first quality. Postpaid.

10H6243—8-foot. Each.....**\$2.60**
10H6244—10-foot. Each.....**\$2.85**
10H6245—12-foot. Each.....**3.10**

1932
PRICES
CENTENNIAL

Imperial Stock Saddle

- TREE—14-inch seat, 12-inch bulge, hide covered, steel horn, leather covered, steel fork. Fancy border stamped, latigo tie strings.
- SEAT—full seat, jockey and cantle all in one piece, bound cantle.
- SKIRTS—13x26 inches, wool sheep, skin lined.
- STIRRUP STRAPS—heavy, 2 inches wide, fenders, 8x15 inches. Tie straps 1½-inch, billets 1½-inch. Stirrup, Texas wood, leather bottom.
- GIRTH—15-strand, soft gray hair.


If you do not wish to spend more than \$31.65, we believe you cannot duplicate this saddle at the price. It has quality, and style, much above saddles offered elsewhere at this price.

These saddles are famous for their Riding Comfort. Wherever you find horsemen who desire full saddle comfort, as well as super long life, you'll find the IMPERIAL

is a popular favorite. Postpaid.
10H1443—
Cash Price. **\$31.65**
Each.....
Easy Payment Price. \$5.00 down.
\$5.00 a month. **\$35.00**

When Ordering on Easy Payments, Use Time Payment Order Blank in Back of Catalog.

Reduced to
\$31.65
CASH




"REPEATER"

- TREE—14-inch, 12-inch bulge; shaped just right to give comfort. Leather covered horn and steel fork.
- SEAT—full seat; seat, jockey and cantle in one piece.
- SKIRTS—genuine sheepskin wool lined; in one piece, not apliced skirt usually found in saddles near this price.
- STIRRUP STRAPS—1½ in. wide with buckles for easy adjustment.
- FENDERS—about 6½x13 inches. Wood stirrups, leather bottoms.
- GIRTH—double, soft white cotton.

A Real Bargain! Made from fine russet leather, neatly stamped border. Not an expensive saddle by any means, yet giving dollar-for-dollar value, rarely found in other saddles at the same price. Superior to any offered elsewhere around this price. Easy riding, handsomely designed, strongly built.

10H1486½
Postpaid. Each..... **\$17.95**



Reduced to **\$17.95**

SPURS AND STIRRUPS

English Style Spurs
White metal plated, and with straps.
—Wt., 1½ pounds.
Postpaid if included in \$2 order.
10H8025 **62c**
Pair
10H8026—Same style only polished brass.
Pair..... **\$1.10**

Mexican Style Spurs
Malleable iron. Chased and filed.
Wt., ¾ lb.
Postpaid if included in \$2 order.
10H8022 **75c**
Pair

California Style Spurs
Malleable Iron. Filled and chased.
Rowel, 1½ in. Double chains. Wt., 1 lb.
Postpaid if included in \$2 order.
10H8045 **\$1.35**
Pair

Covered Stirrups
Russet Leather Covered Per Pair, wt., ¾ lbs. Postpaid if included in \$2 order.
10H3065 **\$1.60**
1½-in. Pair
10H3066—2-in. Pair..... **\$1.75**
10H3067—2½-in. Pair..... **\$1.95**

Wood Stirrups
Heavy stirrup, 4 in. wide. Bolt through bar and stirrup up, for stirrup straps up to 2½ in. wide. Postpaid if included in \$2 order.
10H3093 **45c**
Wt., 2 lbs. Pair.....

Russet Leather Spur Straps
Cut to fit over the instep. But can be used on any button spur. Wt., ¾ lb.
Postpaid if included in \$2 order.
10H8017 **45c**
Per pair.....

ENGLISH STYLE SADDLES

TREE—16-inch hair-stuffed pad under, cotton serge covered.

SEAT—Kip leather, pigskin impression.

SKIRTS—11x15-inch, pigskin impression.

STIRRUP STRAPS—1-inch with metal stirrups.

GIRTH—Webbing, 4 inches wide with buckle at each end.

—Shipped Postpaid.
Here's good quality and snappy appearance.
10H1208½—Each..... **\$10.50**

TREE—18-inch padded on under side with felt, and soft leather covered.

SEAT—Pigskin, with skirts 11x20-inch and jockey, pigskin seat, jockey and skirts.

STIRRUP STRAPS—1½-inch with nickel buckles.

GIRTH—Fitzwilliam style, white cotton serge, outside, 5 in. wide; inside, 3 in. wide, both with nickel buckles.

STIRRUPS—Never Rust Nickel.

A real high grade saddle, similar to the Imported English in style and finish.
Postpaid.
10H1210½—Cash Price. **\$35.50**
Easy Payment Price. **\$39.25**

Standard Quality
Same style as above, but with regular nickel stirrups and pigskin seat only.
10H1212½—Cash Price **\$29.50**
Easy Payment Price. **\$31.50**
Terms: \$5.00 down, \$5.00 a month. If Ordering on Time Use Time Payment Order Blank in Back of Catalog.

Cincha
For heavy stock saddles; 6-inch cotton cord front cincha with two bars connecting the strands; heavy leather shields, under buckles. Rear cincha of strong web, 4 inches wide.
10H3232—Pair. Postpaid **\$5.00**
For light weight stock saddles. Each cincha made of strongly woven belting web, 3½ inches wide, leather chales under rings; with connecting straps. Postpaid if included in \$2 order or more.
10H3234—Double cincha, Wt., 3 lbs. Per Pair..... **\$1.30**

Stirrup Leathers and Fenders
Russet embossed border; stirrup straps 5½ ft. long; lace strings. The grade used on our heavy saddles. Postpaid.
Catalog Size In. Size Fenders Straps Per Pair
10H3037 7 x 13½ 1½-inch **\$3.35**
10H3038 7 x 13½ 2-inch **3.35**
10H3049 7½ x 14½ 2½-inch **5.25**

Stirrup Straps Only
Russet leather embossed border; stirrup straps, 5½ ft. long; lace strings. Postpaid.
10H3052—2-in. Pair..... **\$2.65**
10H3053—2½-in. Pair..... **3.50**
10H3054—3-in. Pair..... **4.50**

Cincha Buckle
Two-inch loops.
Wt., ¾ lb.
10H3278 **45c**
Each.....
Postpaid if included in \$2 orders.

Riding Martingale
Heavy russet leather, with flat neck strap.
Postpaid if included in \$2 order.
10H2517 Weight, ½ lb. **\$1.20**
Each.....
10H2518 Extra fine quality russet. Postpaid each... **\$2.00**

Hoot Gibson Trick Rope

An official lariat for rodeos. Especially adapted for beginners. An illustrated instruction book included. Wt., 1½ and 3 lbs. Postpaid if included in \$2 order.
10H3140 **\$0.75**
14 feet. Each.
10H3141—22 feet. Each **\$1.10**

Superior Lariat

\$1.00 And Up

Manila Rope Lariat
¾ in. in diameter, 4-strand manila. Black Jacks with black marker, brass honda, braided loop at back end.
Postpaid if included in \$2.00 order.

Hobbles

Consists of two leather anklets connected by swivel chain. To be buckled around the horse's forelegs. Wt., 1½ lbs.
Postpaid if included in \$2 order.
10H3100 **85c**
Pair.....

Leather or Web Carrying Straps

Metal handle. For school books, auto robes, etc. 48 inches long. Wt., each, 1 lb.
Postpaid if included in \$2 order.
10H9300—With two ¾-inch web straps and handle. Each **40c**
10H9301—With two leather straps, ¾-inch, and handle. Each **85c**

SADDLE BLANKETS

Triplex Fabric Blanket
—Triplex fabric.
—Wool, hair and cotton picked and felted.
—Canvas stitched where wear comes.
Postpaid if included in \$2 order.
10H5841—About 26x35 in. Wt., 1 lb. **\$1.20**
Each.....
10H5842—About 32x36 in. Wt., 1 lb. Each..... **\$1.30**

Quilted Blanket
—Yellow drill covered.
—Composite stuffing.
—Postpaid if included in \$2 order.
10H5850 **80c**
26x34 in. Each.....

Manila Rope Lariat

Catalog Number	Length	Shpg. Weight	4-Strand Manila
10H3129	30 ft.	2 lbs.	\$1.20
10H3130	35 ft.	2½ lbs.	1.35
10H3131	40 ft.	2½ lbs.	1.50
10H3132	30 ft.	2 lbs.	\$1.65
10H3133	35 ft.	2½ lbs.	1.90
10H3134	40 ft.	2½ lbs.	2.15
10H3135	30 ft.	2½ lbs.	1.00
10H3136	35 ft.	2½ lbs.	1.15
10H3137	40 ft.	2½ lbs.	1.30

Heavy-gray felt.

—Braid trimmed edge.
—24 in. long, 16 in. wide from center. Postpaid if included in \$2 order.
10H5809 **\$1.45**
Each.....
10H5811—Pony size, 20 in. long, 14 in. wide. Each... **\$1.10**

Riding Cuffs

Best grade leather, 7 inches long, creased. Lace top. Buckle and billet at wrist. Wt., 1 lb.
Postpaid if included in \$2 orders.
10H3174—Russet, Per Pair..... **\$1.60**
10H3179—Black, Per Pair..... **\$1.60**

Saddle Cincha

Made of hemp, cotton, wool and hair. Cincha is regular length. Can use on any saddle fitted with latigo straps to tie. Weight, each, 1½ lbs. Postpaid if included in \$2 orders or more.
10H3240—Each..... **74c**
10H3245—Extra Quality Twenty Strand Four-Cord Hair Single Cincha with buckle tongues. Each... **\$1.25**
10H3239—Twenty-Strand soft Texas Cotton Girth. No. 1 grade, buckle tongues. Each..... **54c**

Latigo Straps

For buckle cinch ring with 1 lace string to fasten, near side. Russet leather 5½ ft. long. Wt., each, 1 lb.
10H3035—1½ in. wide. **70c**
Each.....
10H3036—2 in. wide. Each... **98c**
Postpaid if included in \$2.00 order.

For Buckle Cinch

For buckle cinch ring with 1 lace strings to fasten. Russet leather. For off side, 2 in. wide, 36 in. long, double (18 in. long). Wt., ½ lb. Postpaid if included in \$2.00 orders.
10H3045—Each..... **70c**

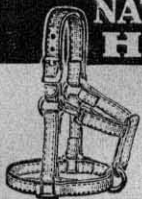
Saddle Soap

A wonderful yellow polish for saddle or russet shoes. ½ lb. boxes, full directions on box.
Postpaid if included in \$2 orders.
10H304—½-pound Box..... **30c**

Russet Bridle Reins

Fine quality flat ¾-inch russet riding bridle reins with buckle and billet ends. 7 ft. long. Wt., 1 lb.
Postpaid if included in \$2 order.
10H1712—Pair, for 1 bridle..... **\$1.00**

NAT-URA-TAN HALTER



—Nat-Ura-Tan leather.
—Bark tanned.
—Color: brown.
—1 1/4-in. straps.
—Adjustable crown.
Lined with a strong latigo leather. Straps double and stitched throughout. Snap in throat strap, can not buy a better or stronger Halter, and the price is again reduced. Wt., 1 1/2 lbs.

10H1951—Each..... **\$1.85**



Sisal Rope Halter

Made of 3/4-inch sisal rope.
10H2041 Wt., 1 1/2 lb. Each..... **28c**



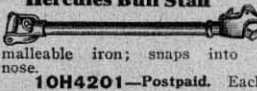
1/2-in. Manila rope. About 7 ft. long. Wt., 1 1/2 lb.

10H2035 With loop each..... **20c**
10H2036 With bolt snap, Each..... **25c**

Stockmen's Show Halter

High grade Cat-leather with flat crown, round cheeks and nose-band; 1-inch lead rein 6 feet long with 18-inch additional chain. Brass buckles and rings.

10H1989—Each..... **\$2.98**



Made of steel with handle and hook of malleable iron; snaps into ring in bull's nose.

10H4201—Postpaid. Each..... **\$3.50**

\$3.50 Post Paid

Miner's Anti-Bloater

Permits you to run your cows on green pasture day or night, under any conditions, without worry or loss. It forces the cow to eat slowly, allowing the saliva to be absorbed into the food. This prevents gasses and bloat. Also prevents cows from nipping the pasture too close to the ground, preventing it from being killed out.

You can pasture green alfalfa and clover safely. Alfalfa is a balanced ration—saving you 1/2 of your milk feed. Cows will gain in milk production, and put on flesh. Endorsed by thousands of dairymen. Full directions attached. Postpaid.

10H4710—Large Size..... **\$3.50**
10H4711—Medium Size..... **3.50**
10H4712—Small Size..... **3.50**

BALL TOP STEEL HAMES

\$2.40 And Up Post Paid

High quality tubular steel, black enamel finish. 2-inch ball top. To fit collars 19 to 22 in. We also carry this bolt style hame for 23-24-inch collars. Bolt style.

10H3838—Nickel ball. Pair..... **\$2.41**
10H3839—Brass ball. Pair..... **\$2.41**

Clip Style
10H3836 Nickel ball. Pair..... **\$2.40**
10H3837—Brass ball. Pair..... **\$2.40**

Extra Long Hames
Same as above bolt draft style, for 23, 24-inch collars.

10H3844—Nickel ball. Pair..... **\$2.85**
10H3845—Brass ball. Pair..... **2.85**

Extra Long and Heavy Steel Hames
Extra large and extra heavy. Black body, 2 1/2-inch ball top. Bolt style. Fits collars, 23 to 25 inches.

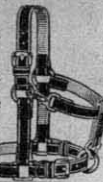
10H3840—Nickel ball. Pair..... **\$3.95**
10H3843—Brass ball. Pair..... **3.95**

WE PAY THE POSTAGE ON ORDERS of \$2.00 OR MORE

Highest Grade Sewed Halter

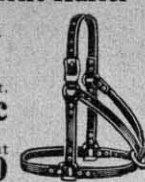
—Black harness leather.
—Laps; sewed.
—Throat strap with snap.
—Adjustable crown.
—Five ring style.
The 1 1/4-inch has 1-inch double chin and the 1 1/2-inch has 1 1/4-inch double chin straps. Wt., 2 1/4 lbs.

10H1996 **\$1.55**
10H1997 **1.85**
1 1/4-inch.....
1 1/2-inch.....



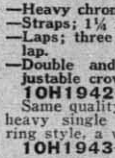
Popular Cattle Halter

—Black leather.
—Adjustable crown.
—Riveted laps.
—It fits correctly.
10H2016
1-inch. Weight, 1 1/4 pounds. Each..... **85c**
10H2017
1 1/4-inch. Weight, 1 1/2 lbs. Each..... **\$1.00**



Heavy Chrome Leather Halter

—Heavy chrome leather.
—Straps; 1 1/4 inches.
—Laps; three rivets in each lap.
—Double and stitched adjustable crown.
10H1942—Price, Each..... **\$1.25**
Same quality Halter, 1 1/4-inch with two rivets in each lap, heavy single crown, and chin strap, snap in throat, five ring style, a wonderful value. Wt., 2 lbs.
10H1943—Price, Each..... **\$1.00**



Special Chain Halter

Note, laps are all sewed with heavy waxed thread. A strong halter for pullers; can be used with multiple hitch outfits in place of bridles. Heavy 1 1/4-inch, black harness leather cheeks and nose-band and 1 1/2-inch heavy crown (no rivets). Balance of cadmium plated rust resisting chain. Wt., 2 1/2 lbs.

10H1955—Each..... **\$1.65**



Hercules Bull Tie

Designed to hold the most vicious bulls. Constructed of chain and bark tanned leather. Combines all the latest features of a bull tie and so designed as to completely control the animal at all times. Post'd **\$7.15**
10H1993—Each.....



Manila Rope Ties

Horse and Cattle Ties. For quick, safe hitching. 1/2-inch rope; about 10 feet long. Wt., 1 1/2 lbs. Each..... **40c**
10H2037

Cow Bell Collars

Harness leather with buckle and leather loop. 40 inches long. Wt., 1/2 to 1 lb. (No bell). Inch Each
10H2593—1 1/4 **35c**
10H2594—1 1/2 **40c**
10H2595—2 **50c**
10H2596—2 1/2 **60c**

Web Collar. Heavy 1 1/2"x40-in. patent buckle. Wt., 1/2 lb.
10H2598—Each..... **20c**

Standard Hames

Wood, painted red, steel bound 1 1/4-inch ball top. To fit collars 19 to 22 inches. Clip style. Postpaid.
10H3809—X C ball top. Pr. **\$2.10**
10H3811—X C ball top. Pr. **\$2.10**

Brass ball top. Pair..... **\$2.20**
Bolt style. Postpaid.
10H3810—X C ball top. Pr. **\$2.10**
10H3812—Brass ball top. Pair..... **\$2.20**

Heavy Concord Adjustable Draft Varished Wood Hames. Steel bound, back-strap rings. Will fit collars of sizes given. Postpaid.

Catalog No.	Size, In.	Per Pair
10H3847	19 to 22	\$2.10
10H3848	21 to 24	2.30

Heavy Concord, bolt style, steel bound, varished. Wt., 7 1/2 lbs.

10H3802—To fit collars 17 to 20 in. Pair..... **\$1.75**
10H3803—To fit collars 19 to 23 in. Postpaid, Pr. **\$2.15**
10H3800—To fit collars 21 to 24 in. Postpaid, Pr. **\$2.45**

Wood Hames

Iron Overtop. Black wood Hames fit collar 19 to 22 inches. Trade No. 450. Wt., 5 lbs.

10H3821—Bolt Hames with back-strap ring. Pair..... **\$1.49**
10H3816—Clip Style Hames. With-out back-strap ring. Pair..... **\$1.40**

Leather Horse and Pony Halters

—Black Leather.
—Adjustable crown.
—Wt., 1 1/2 lbs.
The 1-in. has 3/4 in. the 1 1/4 in. has 1-in. double adjustable chin straps, snap in throat strap.

10H1986 Ea. 1-inch..... **\$1.00**
10H1987 1 1/4-inch..... **\$1.22**

Colt and Pony Halters.
10H1988 1-inch. Each..... **93c**



Web Cattle Halters

—Corded webbing.
—1 1/2 in. wide.
—Rope tie with snap.
—Wt., 1 pound.

10H1978—Cow Halter. Each..... **53c**
10H1979—Calf Halter, made of 1 inch webbing. Each..... **41c**



Web Horse and Colt Halters

Heavy 1 1/2-inch web adjustable check, with front, throat strap, nose-band, and chin strap, with rope tie.

10H1974 Wt., 2 lbs. Each..... **47c**
Colt or Pony Halter. Made of 1-in. web. Style as above.
10H1981 Each..... **41c**



SPREADERS and TRIMMINGS

Popular Celluloid Spreaders

19 in. long. Large ring 1 1/2 in. in diameter, 12 small rings 1 1/2 in. in diameter, 13 slide loops, 3/8 in. black strap and snap. Wt., 1 1/2 lb.

10H4563—White. Each..... **\$1.65**
14 in. long, one large ring 1 1/2 in. in diameter, 6 rings 1 1/2 in. in diameter, 13 slide loops 3/8 in. black strap and snap. Wt., 1 1/2 lb.

10H4561—White rings and loops. **\$1.10**
10H4562—Same as 10H4561 only with red, blue and white ring. Each..... **\$1.00**

Celluloid Rings

10H4536 Ivory-white. Wt., Dozen, 3/8 to 1 pound.

Size, Inch	6 for	Per Doz.
1/4	\$0.36	\$0.70
3/8	.44	.85
1/2	.49	.95
3/4	.75	1.10
1 1/4	.95	1.85
2 1/2	1.30	2.55

Harnes Spots

Wt., 1 1/2 lbs. for 100. 10H7676 Brass

Size	100 Spots
3/8-inch	32c
1/2-inch	40c
3/4-inch	50c

10H7677 Solid Nickel

Size	100 Spots
3/8-inch	35c
1/2-inch	45c
3/4-inch	60c

Jointed Clip

Heavy, use on traces with leather front and bolts to trace and hame, will lengthen trace about 4 inches.

10H4095—set of 4. Wt., 2 lbs..... **\$1.25**

Concord Line Rings

2 in. Wt. of 4, 3/8 pound.
10H3905 4 for..... **23c**

Lone Star Hooks

Wt., 3/8 lb.
10H3947 4 for..... **20c**

Adjustable Draft Hame Ratchet

Wt. of 4, 3/8 lb.
10H3949—Set of 4 for 2 pair hames. **59c**

Hame Tops

For Steel Hames. Diameter 2-in.
10H3879 Wt., 1 1/2 lb. Each..... **45c**

Hame Staples

Wt., 1 1/2 lbs.
10H3940 Doz. in box. **36c**

Hame Clips

Wt., 2 lbs.
10H3945 Doz. in box. **60c**

Hame Clevises

To attach chain traces to bolt hame, for 2-inch bolt. Wt., 1 1/2 lbs.
10H4252 4 for..... **25c**

Jointed Trace Attachments

For bolt hames with 2 and 2 1/4-inch bolts. Wt. of 4.3 lbs.
10H4089 2-inch. Set of 4. **62c**
2 1/4-inch. Set of 4. **80c**

White Celluloid Spreaders

With 13 genuine white celluloid rings graduated from 1 1/2-in. to 1 1/4-in., 13 celluloid loops, 3/8-in. black strap and snap, length 22 in. Postpaid.

10H4565—Each..... **\$2.00**
Made same as 10H4565 only with 8 graduated rings and 8 slide loops, length about 15 inches, 3/8-inch black strap with snap. Wt., 1 lb.

10H4559—Each..... **\$1.35**
Same as 10H4559 only with 3/8 inch red strap. Wt., 1 lb.
10H4560—Each..... **\$1.35**

Brass Conchas

With 4 brass, double hole conchas ornaments, 5 slide loops, large brass ring at end, 3/8-inch black leather strap with snap. Length about 14 in.

10H4558—Each. Wt., 3/8 lb. **63c**

White Celluloid Loops

3/8 inch White Celluloid Loops

10H4543 Inside per Diam. Doz. Per Doz. 3/8 in. 3/8 lb. **23c**
3/4 in. 3/4 lb. **28c**
7/8 in. 7/8 lb. **33c**

Bridle Rosettes

Solid brass and nickel plated, 2 1/4-inch. Wt., 4 oz.
10H4005 Brass. Pair. **20c**
10H4006 Nickel. Pair. **20c**

Concord Clip Attachment

For use on bolt hames.
10H4088 Set of 4
1 1/2 in. 1 lb. **22c**
1 3/4 in. 1 lb. **25c**
2 in. 1 lb. **30c**
2 1/4 in. 1 lb. **33c**

Hame Staples

Wt., 1 1/2 lbs.
10H3940 Doz. in box. **36c**

Hame Clips

Wt., 2 lbs.
10H3945 Doz. in box. **60c**

Hame Clevises

To attach chain traces to bolt hame, for 2-inch bolt. Wt., 1 1/2 lbs.
10H4252 4 for..... **25c**

Jointed Trace Attachments

For bolt hames with 2 and 2 1/4-inch bolts. Wt. of 4.3 lbs.
10H4089 2-inch. Set of 4. **62c**
2 1/4-inch. Set of 4. **80c**

Jointed Clips

For use with Bolt Hame. Wt., four, 1 lb.
10H4255 65c

Breast Chains



A Bargain At These Low Prices

Twisted center links; straight links at ends. Double end snaps and sliding center snap made of extra heavy polished malleable iron. Lengths given include end and center

snaps. Wt., 3 3/8 lbs.
10H4052—Length, 36 inches. Each.....**65c**
10H4053—Length, 32 inches. Each.....**59c**
10H4054—Length, 28 in. Wt., 3 lbs. Each.....**48c**


Snap Heel Chains



To make traces longer. Wts., 1 1/2 and 2 1/2 lbs. each.

10H4073—Snap and four links. 2 for.....**38c**
10H4074—Snap and six links. 2 for.....**46c**

Halter Chain



Made 4 1/2 feet long; strong steel, twisted wire, snap at one end. Wt., 1 1/2 lbs. each.

10H4035—Each. 19c
 2 for.....**35c** 6 for.....**1.00**

Drop Hooks and Terrets to rivet on pad, Japan (black).
10H4238—Hook. 1 in. Each.....**18c**
10H4239—Terrets. Wt., 1/2 lb. Each.....**18c**

Metal Bridges

For team pads.
10H4247—Nickel plated on Brass. Wt., of 4, 1 pound.
10H4248—S or 1 lb. Brass. 4 for.....**50c**



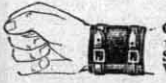
Knee Pads

For cotton and Berry Pickers, Cement Workers, Etc.

Made of soft sponge rubber. Not lined. Useful for working in wet places. Wt., 1 lb.
10H5302
 Per pair.....**\$1.15**

Made of heavy leather with a good felt lining, stitched and riveted, with straps. Wt., 2 lbs.
10H5300—Per pair. **75c**

Wrist Bands



Gray Chrome Leather. For Sprained or Weak Wrists.


Total length, 10 1/2 in. x 2 1/2 in. wide. Two billets. Wt., 1/2 lb.
10H5304—Ea. **28c**

Total length, 17 1/2 in. x 2 inches wide. Single wrap strap. Wt., 1/2 lb.
10H5305—Each. **18c**

Popular Style Bits



Bridle Bit
 For use on work bridles or for breaking in young horses. 5-in. loose mouth-piece.
10H8102—Stiff mouth-piece. Each.....**62c**
10H8101—Jointed mouth-piece. Each.....**62c**



Hard Mouth Bit
 Highest grade, cadmium finish, heavy solid ring, 6-inch mouth-piece.
10H8223—Each.....**54c**



Team Bit
 Best grade bits with 2 3/4-inch ring, heavy jointed 5 1/2-inch mouth-piece. XC plated.
10H8221—Jointed. 2 for.....**25c**
10H8222—Stiff mouth. 2 for.....**25c**

Twisted Wire Bit
 White Metal Finish.
10H8205—Double jointed. Wt., 5/8 lb. **20c**
10H8206—Single jointed. Wt., 5/8 lb. **16c**

J. I. C. Bit
 An excellent bit for controlling vicious horses without injuring the mouth. XC white metal plated. 4 3/4-inch mouth-piece. Wt., 1 lb.
10H8285—Each.....**31c**

WE PAY THE POSTAGE ON ORDERS of \$2.00 OR MORE

Bit Snaps
 2 in. long, black finish, brass spring.
10H4131—Wt., of 6, 1/2 lb. 6 for.....**30c**
 Dozen, 5/8 lb. for.....**57c**

Swivel Eye Bolt Snap
10H4134
 Japan; size, 3/4 in. eye, 3/2 in. long. Wt., 1 1/2 lb. 6 for.....**70c**
10H4135—Size 3/4 in. eye, 3/2 in. long. Wt., 1 1/2 lb. 6 for.....**93c**
10H4136—Size, 1-in. eye, 4 1/2 in. long. Wt., 1 1/2 lbs. 6 for.....**\$1.35**

Double End Bolt Snap
 Cadmium (bright) finish. Wt. of 6, 1/2 lb.
 Cat. No. Lgth. 6 for
10H4140—3 in. **73c**
10H4141—3 1/2 in. **87c**

Double End Snap
 Polished. Wt. of 2, 1 lb.
10H4106—2 for. **27c**

Breast Strap Snap and Slide
 Black Finish. Wt. of 2, 1/2 lb.
10H4109—Size, 1 1/2 in. 2 for.....**57c**
10H4110—Size, 1 3/4 in. 2 for.....**63c**

Blanket Pins
 Nickel plated, 4 in. long.
10H5675
 6 for (Wt., 1/2 lb.).....**18c**
 12 for (Wt., 1/2 lb.).....**30c**

Repair Screw Cockeys
10H3965
 Size, Weight, Six for
 1 1/2 2 1/2 lbs. **36c**
 1 1/2 2 1/2 lbs. **42c**
 1 3/4 3 lbs. **48c**
 2 3 1/2 lbs. **57c**

Jointed Trace Splice
 For repairing bucking traces where broken at buckle hole, with rivets.
10H4090—Wt., 1/2 lb. 6 for.....**44c**
12 for.....84c

Breast Strap Slide
 Black finish.
10H4115
 Size, Weight of Two for
 1 1/2 1 1/2 lbs. **13c**
 1 3/4 1 1/2 lbs. **15c**
 2 2 lbs. **17c**

Folding Harness or Garage Hook
 Black Finish. Wt., 1 1/2 lbs.
10H4277
 10-inch. Each.....**25c**
10H4278—12-inch. Each.....**30c**

Trace Carriers
 Takes hip straps up to 1 1/2 in. wide. Wt. of 4, 1 lb.
10H4019
 Black. 4 for.....**30c**

Harness Repair Clips
 Black. Wt., 1 lb. per dozen.
10H4087
 1 in. 12 for.....**27c**
 1 1/2 in. 12 for.....**35c**
 1 3/4 in. 12 for.....**42c**

Round Eye Rope Snap

Wt. for 6, 1 1/2 pound.
10H4129—Size, 3/4 in. eye. 6 for.....**38c**
10H4130—Size, 1/2 in. eye. 6 for.....**39c**

Champion Snap
 Black finish. Wt. of 6, 1/2 lbs. to 1 1/2 lbs.
 Cat. No. Size 6 for
10H4142 1 in. **48c**
10H4143 1 1/2 in. **63c**
10H4144 1 3/4 in. **79c**
10H4145 1 3/4 in. **84c**
10H4146 2 in. **96c**

Open Eye Bolt Snap
 Wt., of 2, 3/2 lb.
10H4102—2 for. **30c**
10H4103—Giant Snaps for heel chains. 1/2 in. eye, 3/2 in. long. 2 for.....**66c**

Wire Harness Snaps
 Fastens securely. Cadmium finish. Wt. of 6, 1/2 lb.
10H4126—1 in. 6 for.....**20c**
10H4127—1 1/2 inches. 6 for.....**35c**
10H4128—2 inches. Takes Wire Rope Snaps. Eye 3/4 in. rope. 6 for.....**22c**

Roller Snaps
 For breast straps. Black finish. Weight of 2, 1 1/2 pounds.
 Cat. No. Size 2 for
10H4111 1 1/2 in. **42c**
10H4112 1 3/4 in. **47c**
10H4113 2 in. **52c**

Flat Spring Harness Snaps



Black Finish Highest Quality

Catalog Number	Size Inch	Wt. for 6	Per Six	Per Dozen
10H4148	5/8	1 1/2 lbs.	26c	\$0.48
10H4149	3/4	1 1/2 lbs.	26c	.49
10H4150	7/8	1 1/2 lbs.	27c	.50
10H4151	1	1 1/2 lbs.	27c	.51
10H4152	1 1/8	1 1/2 lbs.	35c	.65
10H4153	1 1/4	2 1/2 lbs.	42c	.81
10H4154	1 1/2	2 1/2 lbs.	46c	.89
10H4155	1 3/4	3 lbs.	52c	.99
10H4156	2	3 lbs.	57c	1.08

Bolt Snaps Black Finish

We offer you in this, as well as all other styles of snaps, the highest quality made.

Catalog Number	Size Inch	Weight per dozen	Per Six	Per Dozen
10H4158	3/8	1 1/2 lbs.	38c	\$0.73
10H4159	1/2	1 1/2 lbs.	38c	.74
10H4160	1/2	1 1/2 lbs.	47c	.93
10H4161	1/2	2 lbs.	60c	1.12
10H4162	1 1/2	2 1/2 lbs.	66c	1.28
10H4163	1 3/4	2 1/2 lbs.	72c	1.40
10H4164	2	3 lbs.	80c	1.55

Sliding Snap
 For breast chain. Polished. Wt., each, 1 1/2 lbs.
10H4104—Each.....**24c**
 2 for.....**46c**

Trace Swivel Snaps
 With screw dee, black finish.
10H4118
 Size, 1 1/2 in. Wt., 1 lb. 2 for.....**75c**
10H4119—Size, 1 3/4 in. Wt., 1 1/2 lbs. 2 for.....**80c**
10H4120—Size, 2 in. Wt., 1 1/2 lbs. 2 for.....**85c**

Choke Strap or Martingale Snap
 Black finish. Weight of 2, 1 1/2 pounds.
10H4121—1 1/2 in. 2 for.....**42c**
10H4122—1 3/4 in. 2 for.....**46c**

Combination Breast Strap Roller Snap
 With loop for pole. Black finish. Wt., of 2, 1 pound.
10H4123—Size, 1 1/2 in. Pair (2).....**73c**
10H4124—Size, 1 3/4 in. Pair (2).....**80c**
10H4125—Size, 2 in. Pair (2).....**84c**

Round Eye Swivel Rope Snaps
 Black finish.
10H4138—Size, 3/4 in. eye. Weight of 6, 1 pound. 6 for.....**75c**
10H4139—Size, 1 in. eye. Weight of 6, 1 1/2 lbs. 6 for.....**\$1.40**

EVERY ITEM A REAL BARGAIN

Breaching Dees
 Screw and roller.
10H4329
 Size, Wt., 6 for
 1 1/2 in. 1 1/2 lbs. **33c**
 1 1/2 in. 1 lb. **37c**
 1 1/2 in. 1 lb. **45c**
 2 in. 1 1/2 lbs. **53c**

Concord Clevises
 With screw bolt and roller, for end of trace.
10H4376
 Size, Wt., 4 for
 1 1/2 in. 1 lb. **33c**
 1 3/4 in. 1 1/2 lb. **40c**
 2 in. 1 1/2 lb. **45c**

Halter Squares
 Wt., doz., 1/2 lb. 1, 1 1/2 lbs.
10H3998
 1 x 1 1/2 in. Doz.....**24c**
 1 1/2 x 1 1/2 in. Doz.....**29c**
 1 1/2 x 1 3/4 in. Doz.....**36c**

Buckles
 Japan (black) finish.
10H4442
 Size, Wt., Per Dozen
 3/4 1/2 lb. **18c**
 1 1/2 1 1/2 lb. **21c**
 1 1/2 1 1/2 lb. **29c**
 1 1/2 1 1/2 lb. **30c**
 1 1/2 1 1/2 lb. **36c**
 1 1/2 1 1/2 lb. **42c**
 2 1 1/2 lb. **60c**

Twin Loops
 Japan (black) finish.
10H4280
 Size in. Wt., Doz., Per doz.
 1 1/2 1/2 lb. **29c**
 1 1/2 1 1/2 lb. **36c**
 1 1/2 1 1/2 lb. **45c**

Buckle Snaps
 For breast strap. 1 1/2 in. Wt., of 2, 1 lb.
10H4240
 2 for.....**36c**

Trace Buckles
 Black Finish. Wt., of 4, 1 1/2 lbs.
10H4408
 1 1/2 in. 4 for.....**50c**
 1 3/4 in. 4 for.....**60c**

Clip Cockeys
 Black. Wt., of 4, 1 lb.
10H3960—4 for. **40c**

Halter Loops and Ring
 Black finish. Wt., per doz., 1 1/2 and 2 1/2 lbs.
10H3993
 1-in. loop. Doz. **53c**
 1 1/4 in. loop. Doz. **58c**

Loop Bar Buckles
 Black finish.
10H4352
 Size, Wt., doz., Dozen
 3/4 in. 1/2 lb. **28c**
 7/8 in. 1/2 lb. **35c**
 1 in. 1 lb. **40c**
 1 1/4 in. 1 1/2 lbs. **55c**
 1 1/2 in. 1 1/2 lbs. **63c**

Buckle Shields
10H4596
 Nickel plated.
10H4597
 Polished Brass.
 Size, Weight Per Doz., Per Dozen
 1 1/2 1 1/2 lb. **45c**
 1 1/2 1 1/2 lb. **53c**
 1 1/2 1 1/2 lb. **75c**

Bridle Gag Swivels
 Japan. Wt., of 4, 1/2 lb.
10H4292—3/8 in. Set of 4.....**22c**
10H4293—3/4 in. Set of 4.....**24c**

Harness Rings
 Wt., doz., 1/2 to 2 lbs.
10H4493—Black. 1 1/4 in. Per doz.....**20c**
 1 1/2 in. Per doz.....**23c**
 1 3/4 in. Per doz.....**27c**
 2 in. Heavy. Per doz.....**40c**

Horsehair Tassels
 Ornament for bridles. Red only. Lgth., about 20 in. Wt., 1/2 lb. a pair.
10H1200—Pair **75c**

Repair Buckles
 Bar screws out.
10H4350—Black
 Size, Weight for Six, Six for
 1 1/2 1 1/2 lbs. **38c**
 1 1/2 1 1/2 lbs. **43c**
 1 1/2 1 1/2 lbs. **60c**

Economy Buckles
10H4353
 Japan finish, steel.
 Size, Weight for Six, Six for
 1 1/2 1 1/2 lbs. **49c**
 1 1/2 1 1/2 lbs. **50c**
 1 1/2 1 1/2 lbs. **53c**
 1 1/2 1 1/2 lbs. **43c**
10H4351—Solid Brass
 1 1/2 1 1/2 lbs. **60c**
 1 1/2 1 1/2 lbs. **72c**
 1 1/2 1 1/2 lbs. **84c**

Conway Buckle
 Japan Finish malleable.
10H4285
 Size, Weight Per Doz., Per Dozen
 3/4 1/2 lb. **19c**
 1 1/2 1 1/2 lb. **21c**
 1 1/2 1 1/2 lb. **26c**
 1 1/2 1 1/2 lb. **43c**

Buckle Repair Clips
10H4084
 Sizes given are of buckles that can be used. Weight, per dozen, 1 pound.
 1 in. Per doz.....**27c**
 1 1/2 in. Per doz.....**33c**
 1 3/4 in. Per doz.....**28c**

Brass Letters
 1 1/2 in. Solid Brass. Don't use letters. Wt., 1/2 lb. each.
10H2374
 Each.....**15c**

Lower Prices



Eclipse Sheep Shearing Machine

Turns easily at uniform speed. Consists of a tripod and two-piece upright and has a flexible jointed ball bearing arm shaft. This machine is furnished complete with Eclipse ball bearing sheep shearing head, two combs and four cutters. Shpg. wt., 37 lbs. Postpaid.

- 10H4880 1/4 Each \$22.75
- 10H4883 Extra Cutter, Wt. 1/2 lb. Each 28c
- 10H4884 Extra comb, Wt. 1/2 lb. Each. 93c
- 10H4680 1/4 Same clipper except with flexible steel shaft, web covered, and head for clipping horses and cows. Shpg. wt. 35 lbs. Postpaid. \$13.25
- 10H4682—Extra Top Plate, Wt. 1/2 lb. Each. \$1.40
- 10H4684—Extra Bottom Plate, Wt. 1/2 lb. Each. \$1.85

Extras Postpaid if included in \$2 order.


Engine Power Sheep Shearing Machine

Can be operated from line or run directly from any engine of 1/2 horse-power or more.

Machine is adjusted to take care of the varying speeds of different engines without changing the pulley. You do not need line shafting, pulleys or any other accessories except belting. Use flat belting, 1 3/4, 1 1/2 or 1 1/4 inches wide. The gear is semi-enclosed, lever quickly throws machine in or out of gear, as desired, while in operation. Furnished with a narrow shearing head with three point cutter. Two combs and four cutters and 42-inch jointed shaft are supplied with each machine. Shipping wt., 31 lbs. Postpaid. \$23.65



10H4876 1/4—Complete... \$23.65 Postpaid



Eclipse Electric Clipper

The Eclipse hand Electric Clipper, will clip cows, horses, mules and dogs. It is quiet and smooth running and while it has lots of power it is easy to handle. Has 20 feet of rubber covered cord. It costs no more to use than a 40 Watt bulb. It has solved the power question for clipping. Book of instructions with each machine. Can be used on either alternating or direct current. Shpg. wt., 6 lbs. Postpaid.

- 10H4700 1/4—110 Volt \$17.95
- 10H4701 1/4—6 Volt to attach to your car battery..... \$19.95

Wizard Electric Animal Clipper

A clipper that has been thoroughly tested. Has high-grade universal type motor, with fan. All working parts enclosed in aluminum and metal housing. Has 20 ft. of three-conductor rubber covered cord, with ground clamp. Used on light socket current. Can of oil, tube of grease, and instructions. Guaranteed for a year. Postpaid.

- 10H4694 1/4—110-Volt, for either alternating or direct current, for clipping horses, cattle or mules. Complete..... \$17.50
- 10H4695 1/4—6-Volt, D. C. only, to attach to your Automobile Battery—with same clipping head. Complete..... \$18.00
- 10H4696 1/4—110-Volt, for either A. C. or D. C., with head for clipping sheep or goats. Complete.... \$17.50

Handy Harness Accessories

Myers' Lockstitch Sewing Awl

For repairing harness, saddles, shoes, carpets, rugs, tents, etc.

- 10H7742—Complete Awl, with two needles (one medium, one coarse) and spool of thread, Wt. 1/2 lb. .60c
- 10H7751—Spool, Waxed Thread, Wt. 1/2 lb. each, 2 for..... 28c
- 10H7753—Waxed Thread, Wt. 1/2 lb. 42c

Extra Needles

- 10H7755—Fine, straight point, Wt. 1/2 lb. each, 3 for..... 18c
- 10H7756—Medium, curved point, Wt. 1/2 lb. each, 3 for..... 18c
- 10H7758—Coarse, straight point, Wt. 1/2 lb. each, 3 for..... 18c

Handy Leather Bundle

One pound of assorted rawhide and chrome lace leather strips for repairing harness, saddles, etc.

- 10H7772—Bundle..... 28c

Cut Lacing For Sheep

About 50 ft. 1/2-inch cut lacing, asst. lengths in Rawhide, Chrome and Gambler leather. 1 lb.

- 10H7774—Bundle..... 42c

Harness Needles

The highest grade imported needle, Twenty-five in a paper. Assorted sizes. Wt., 1/2 lb.

- 10H7685 Package..... 7c

Harness Punch

Spring punch with six revolving removable screw tubes. Wt., 1 lb.

- 10H7773 Each..... 95c
- Extra tubes. Sizes, 4 to 9. State Size, Wt. 1/2 lb. 10H7775—Each... 10c

Harness Makers' Knife

Round 4 1/2-in. best quality tool steel blade. Wt., 1/2 lb.

- 10H7595 \$1.20

Wood Awl Handles

To be used with Blade 10H7710. Wt., 1/2 lb.

- 10H7715 Set of four..... 12c

Linen Harness Thread

A strong harness thread used with Wax 10H7690 for making wax-ends; "Columbia" Linen Brand No. 10.

- 10H7695 Per ball of 1/2 lb. \$0.32
- Per 4 1/2 lb. balls. 1.22

Harness Makers' Wax

Used with harness thread for making wax-ends. Wt., 1/2 lb.

- 10H7690 4 balls..... 7c
- 1 Dozen balls for..... 18c

Awl Blades

Best Quality Polished Steel. Straight blades only. Assorted sizes. Wt., 1/2 lb.

- 10H7710 Per pkg. of 1 doz..... 52c

Draw Gauge

Leather gauge knife. Cuts straps 1/2 to 4 inches wide. Weight, 1 1/2 pounds.

- 10H7550 Each..... \$1.73
- 10H7551—Extra Blades, Each..... 20c

Trimming Knife

Square Point Trimming Knife, Three and one-half inch fine tool steel blade. Weight, 1/2 pound.

- 10H7605 Each..... 20c

STABLE SUPPLIES for Everyday Use

WE PAY THE POSTAGE ON ORDERS of \$2.00 or MORE

Ball Bearing Clippers

Furnished with 2 bottom plates, one with fine teeth, one with wide milled teeth. For trimming fetlocks or clipping dogs. Nickel plated. Wt., 1 1/2 lb.

- 10H4806—Complete... \$1.25
- 10H4807—Extra Spring for handle..... 12c
- 10H4808—Extra Top Plate 36c
- 10H4809—Extra Bottom Plate, fine..... 67c
- 10H4810—Extra Bottom Plate, coarse..... 67c

Shipping weight, extras each, 1/2 lb. When ordering plates, send in your old one for sample.

Ball Bearing Clippers

Two hand ball bearing clipper. Long hardwood handles, tempered combs and plate. Length, over all, about 10 1/2 in.

- 10H4816—Ea. Wt., 1 lb. \$1.65

Sheep Shears

English Style High Carbon Steel Double Bow. Well tempered, hollow ground blades. These shears have a high reputation with wool growers. Guaranteed perfect. Wt., 1 1/2 lbs.

- 10H4666—6-in blade.... \$1.30
- 10H4667—6 1/2-in blade.... 1.40

Horse or Mule Shears

Cutlery steel, tempered, 4-inch blades full lgth., 9 in. Wt., 1 1/2 lb.

- 10H4838—Straight blades..... 42c
- 10H4839—Curved blades, Ea. 42c

Higher Quality Shears

10H4840—Straight 4 1/4-inch blades. Lgth., 10 1/2 in. Wt., 1 lb. 70c

Roaching Shears

First quality. Lgth., 8 in. Wide curved blades, well tempered steel.

- 10H4815—Wt., 1 lb. Each..... \$1.30

Harness Riveting Machine and Tubular Rivets

This riveter will set No. 1 tubular and split rivets up to 1/2 inch. Hardened steel working parts.

- 10H7778—Wt., 3 1/2 lbs. Each. \$1.45
- 10H7779—100 Japan Tubular Rivets assorted, 1/2 to 1/4 inch. Box of 100. Shpg. wt., 1/2 lb. 15c

Trunk Strap

Heavy woven webbing, eight ft. long, 1 1/2 in. wide. Patent buckle. Wt., 1/2 lb.

- 10H9305 Each..... 32c
- 10H9303—1-in. Web Straps, For tire or luggage straps, belts, etc. Patent buckles. Wt., 1/2 to 1/4 lb.
- 24 inches long. Each..... 13c
- 30 inches long. Each..... 15c
- 36 inches long. Each..... 18c
- 42 inches long. Each..... 21c
- 48 inches long. Each..... 22c
- 60 inches long. Each..... 25c
- 72 inches long. Each..... 30c

Stable and Garage Broom

High Grade brown fibre, 14-in. wood block, with 58 tufts, wire stapled, with handle.

- 10H5168 85c

Wt., 2 1/2 lbs. Each.....

Wire Broom, Style as Above

Round steel wire, 3 1/4 inches deep, block is 12 inches long and 2 1/4 inches wide with about 144 wire tufts with handle, for Garage and Barn use. Wt., 3 lbs.

- 10H5172—Each..... \$1.35

High Quality Broom

Broom corn and split reeds, 2-wire binding and 3 extra rows of stitching. Regular length handle. Wt., 4 lbs.

- 10H5163 1/4—Each... 95c

Good grade leather back horse brush

Fifteen rows gray tampero, wire drawn, oval shape. Leather handle 9x4 1/4 in. Wt., 1 1/2 lbs.

- 10H6095—Each..... \$1.00

A High Grade Brush

Combines curry comb and brush. Wool back, leather handle. 7 1/2 x 4 in. Wt., 1 lb.

- 10H5001—Each..... 23c

Genuine Hog Bristle Brush

Flexible leather back, stitched, oval shape, leather strap. Size, 9x4 1/4 inches. Bristles are wire drawn. A high grade brush.

- 10H5121—Ea. Wt., 1 lb. \$1.30

High grade rice root Horse Brush

Tufts firmly stapled in block. Size, 10x2 3/4 inches. Wt., 1 lb.

- 10H5091—Each..... 65c

Rubber Curry Comb

Made of rubber with web handle. For use especially on tender animals. Wt., 1 1/2 lb.

- 10H4998 Each..... 40c

Curry Comb

Loosens dirt without irritating. No sharp teeth. Wt., 1 1/2 lb.

- 10H4929 16c

Reversible Comb

Extra heavy steel shank passes through handle; strong spring. Wt., 1 1/2 lb.

- 10H4923 20c

Steel Curry Comb

Back grasp, six-bar lacquered steel. Wire shank through handle and riveted. Wt., 1 lb.

- 10H4930 25c

Solid back, 8 bars, wrought shank through handle; strong brace. Weight, 2 pounds.

- 10H4922—Each..... 20c

Awl Haft

Quick Setting. With wrench and 4 blades. Assorted sizes.

- 10H7717 Wt., 1/2 lb. Set..... 48c

Drawing Awl

Collar or Drawing Awl. Large eye. Tool steel, highly tempered. Length, about 9 inches. Wt., 1/2 lb.

- 10H7520—Ea. 65c

Harness Makers' Edging Tool

5 inches long, polished. Wt., 1/2 lb.

- 10H7716—Ea. 32c

Black, Bark-Tanned Harness Leather.

29c And Up PER LB.

Strong, close grained, firm yet pliable black Steerhide, bark tanned, leather at extremely low prices. Postpaid if order totals \$2.00 or more.

Catalog No.	Style Leather	Wt., lbs.	Per lb.
10H7763 1/4	Full Sides	16 to 19	45c
10H7764 1/4	Full Sides	20 to 24	47c
10H7767 1/4	Backs Only	13 to 16	54c
10H7768 1/4	Backs Only	17 to 19	56c
10H7771 1/4	Bellies	4 to 6	29c

Will send as near weight ordered as we can and charge for quantity sent. We do not cut sides or backs into straps.

Labor Savers

These items will save you much back-breaking labor—they will save you time and strength for other important tasks. They will lower production costs when lowered costs mean greater profit.

1832-1932
SPECIAL PRICES
for BRADLEY CENTENNIAL

Money Savers


The World's Largest Store is offering this spring the lowest prices since prewar days. When you consider the improvements since 1914 your values are much greater than then.

Double Gear Pump Jack

- For operation with gas engines.
- Double back-geared. 4 to 1 gear ratio.
- Operates horizontal or vertical pump with less than 3-inch cylinder and 200 foot depth.
- Movable cross-head for various height pump.
- Adjustable for 5, 7½ and 10-inch stroke.

The heavily constructed double gear gives added life, steadier power and will not twist the pump or lose its alignment. Clamps furnished hold jack to pump. Back geared 4 to 1. 13-in. 2 inch face tight and loose pulley furnished. Operates at 35 to 40 strokes per minute. We recommend our 1½-2 H.P. Economy Engine for this pump jack, engine speed 650 R.P.M. Shipped from factory in SOUTHERN WISCONSIN.

23HM437½—Vertical or Horizontal Jack. Shps. wt., 78 lbs. Not Prepaid. Complete.....\$6.75
23HC370½—11-feet of 2-in. Rubber belt, with fastener to use with pump jack. Wt., 2 lbs. Not Prepaid.....\$1.50



NEW
LOW
PRICE
\$6⁷⁵

Self-Oiling, Worm-Drive

Enclosed Jack

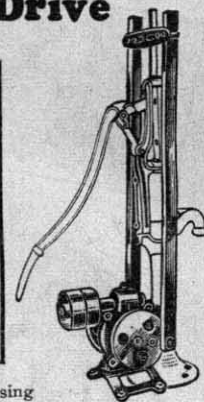
- Weather-proof gears completely enclosed.
- Back-geared. Ratio: 16 to 1.
- Adjustable stroke, 5, 7½ or 10-inch.
- Operates any standard pumps with 2-inch cylinders up to 200 feet in depth.

Keep plenty of clean fresh water for the dairy cows, as water promotes growth and milk production.

Absolutely safe and trouble-proof. A pint of good transmission oil in the gear case every six months—no attention required. Choice of 4-inch tight and loose pulleys or a 10-inch single pulley. All pulleys have 2¼-inch face. We recommend using 4-inch pulley with our 1½-2 H.P. Economy or similar small engine. The 10-inch pulley designated for ½ H.P. electric motor. Pump not included. Shipping weight, 73 pounds. Shipped Not Prepaid from factory in Southern Wisconsin.

23HM434½—Worm Drive Jack with 4-inch tight and loose pulleys for gasoline engine drive.....\$8.65
23HM435½—Worm Drive Jack with 10-inch tight pulley for electric motor Drive.....\$8.75

SAVE
AT
SEARS
\$8⁶⁵
And Up



CAN YOU USE A FEW EXTRA DOLLARS?



\$89⁸⁵
Cash Complete

Easy Payments
\$24
DOWN
Complete

- One man does the work of three.
- Runs for 5 cents per hour. Saws more than 10 cords per day.
- Handles logs 8-in. to 3 ft., Operating 90 strokes a minute.
- Engine can be removed from frame.
- Furnished complete with 1½ H.P. engine.
- Has 5-foot saw blade with hand-type friction clutch, 20-in. stroke.
- 18-inch steel wheels on swivel axles.
- Weight, 410 pounds.

Saw up the old trees and fence posts during your odd time this winter—both for yourself and your neighbors. It will reduce your fuel bill and likewise bring in a neat income. Can keep things neat about the place without the back-breaking labor of the old buck saw.

The New Model Drag Saw will operate successfully in either hard or soft wood. Saw is securely and rigidly held by guide. The anchor hook is easily adjusted and holds outfit to log preventing slipping or bending of saw. Standard No. 51 binder chain is used for driving saw, as chain drive is more flexible and easy to handle. Pulley furnished at extra price for other work.

The Economy Drag Saw Outfit is complete with a Model "JK" 1½-2 H.P. Economy Engine of the very latest type, mounted on a substantial 9-foot frame. Specially designed clutch enables the operator to start the engine without starting the saw, or to stop the saw without stopping the engine. It also prevents damage to saw in case of binding. Saw blade is made of high grade saw steel and is filled and set, ready for use. Saw operates best at 90 strokes per minute.

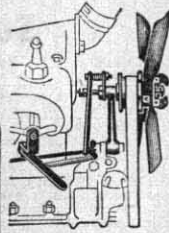
Crated for shipment, 464 pounds. Complete with full instructions. Should not be used with engines weighing over 300 pounds. Shipped complete from factory at EVANSVILLE, INDIANA. Not Prepaid.

23HM2242½—Economy Portable Drag Saw Outfit, complete. **\$89.85**
Cash Price.....
Time Payment Price, \$24.00 down, \$18.00 per month.....**\$95.25**
23HM2243½—Drag Saw Outfit only, with saw and friction clutch, but without engine. Shipping weight, 260 pounds. Be sure to give horse-power and size of engine shaft; also size of keyway in shaft. (Engine shaft must not be more than 1½ in. in diameter.) Not Prepaid. Cash Price.....**\$41.65**
Time Payment Price, \$11.00 down, \$9.00 per month.....**\$44.15**
23HC229½—5-foot Extra Saw Blade for Economy Drag Saw only. Not Prepaid. Shipping Wt., 15 pounds. Not Prepaid.....**\$3.85**
23HC304½—3x4-Inch Pulley to run other machines, extra. Weight, 4 pounds. Not Prepaid.....**\$1.25**

When Ordering on Easy Payments, Use Time Payment Order Blank in Back of Catalog. Send order to Chicago Store.

Estimated freight charges per 100 pounds on Drag Saws—150 miles 60c; 300 miles, 75c; 500 miles \$1.18; 750 miles, \$1.57.

Extra Power for a Small Investment



\$5⁹⁵
Post Paid

- Fan and Governor for Model "T" Fords Only.
- Automatically regulates speed under varying loads.
- Special large-bladed fan with reversed blades cools radiator water.
- Steady speed and power without constant attention.

Make your old Ford Motor an Up to Date Power Plant and save gas with this fan and governor. Keeps the engine cool under all circumstances. Full instructions packed with each fan. When ordering give Model of Ford Engine. Shipped from factory in Central Iowa.

23H263½—Each. Postpaid.....**\$5.95**

Power Take-Off for Ford Engine

- Fits Model T Fords Only.
- Large heavy bearings insure long life and easy operation.
- Bolts to transmission case.
- Grease cup lubrication while engine runs.
- All Pulleys fully guaranteed.

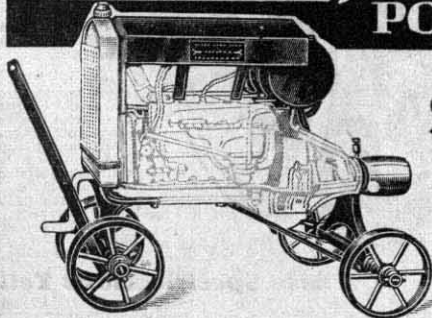
A real power plant on the farm. For grinding or sawing. Pulley has square steel shaft which fits directly into transmission coupling for direct hook-up. Unit comes complete ready and easy to install—simply bolt it to the transmission box with the bolts supplied. Specify size of pulley wanted. Shipped from factory in Northwestern Iowa. Weight from 25 to 35 lbs., according to size.

23HC264½—Roller bearing pulley, 6x6, 8x6 or 10x6 inch. Each. Not Prepaid.....**\$7.65**
23HC265½—Plain bearing pulley, 6x6, 8x6 or 10x6 inch. Each. Not Prepaid.....**\$5.95**



\$5⁹⁵
And Up

Economy PORTABLE POWER UNITS



\$21⁰⁰

- For Model T Ford motor.
- Easily transported.
- Motor not furnished.
- Furnished 2 to 12 H.P.
- Operates pump, wood saw, cement mixer, elevator, grinders, separator, etc.

Entire cost is less than a 1 H.P. farm engine but provides from 2 to 12 H.P. at low cost. Wheels are 14 inches high with 2-inch rims. Front axle 24x1½ inches; rear axle 36x2 in. prevents tipping over. Sturdily built to give years of satisfactory service. Outfit consists of wheels, gas tank, hood, roller bearing pulley, coil box bracket, gas and spark control—every part necessary to make a complete unit. All you furnish is the Ford engine, radiator and coil box. Complete assembly instructions furnished. Anyone can do the work in an hour with ordinary tools. Every unit guaranteed. Specify pulley size desired. Shipped Not Prepaid from factory in NORTHWESTERN IOWA.
23HM260½—Shipping weight, 125 pounds. Each with either 6x6, 8x6 or 10x6 inch pulley. **\$21.00**

We Guarantee Safe Delivery of All Our Shipments

An ECONOMY ENGINE


Does a Man's Work
for 5c an Hour

1832-1932

Here are the **LOW PRICES**
You've Been Waiting For!

for **BRADLEY CENTENNIAL**

NEW LOW PRICE \$44.75
And Up CASH



- Fully enclosed—no grease cups—fewer parts.
- Adjustable speed and power. Fly ball throttle governor.
- Weather-and worry-proof—Automobile type construction.
- Valve-in-head with Wico magneto.
- Safety-type, solid flywheels.
- ECONOMY carburetor—Burns gasoline or kerosene.

Would you drive a 1915 model automobile in modern city traffic? Your old gasoline engine is just as antique as a pre-war automobile. It starts hard, burns too much fuel, and is far from reliable. Just compare an improved ECONOMY "JK" with any old-type engine.

The "JK" is fully enclosed—no grease cups. Fewer parts mean lighter weight. In every particular of this engine, modern automotive principles are followed. Even with all these improvements, Sears offers this engine at NEW LOW PRICES. The ECONOMY is a 1932 engine selling at 1914 prices.

You can now afford the most reliable and tireless "hired man" in the world—and his wages are only 5 cents an hour! Only at Sears can you secure labor for operating washing machine, cream separator, corn sheller, milking machine, water pump and a thousand-odd other jobs at such a low cost.

Reduce your operating costs with an ECONOMY Engine and you get bigger profits. This engine priced to meet today's lower costs.

EASY TERMS AS LOW AS \$5 DOWN

A Thousand Uses

You'll have work for this engine every day in the year. Winter and summer, you'll find it easy to start, and once started you can forget it till the fuel is gone.

So Simple a Child Can Run It

Horse Power	Bore Stroke	Speed R.P.M.	Oil System	Crank Shaft	Pulley Size	Shpg. Weight
1½-2	3¼x4	500-800	Splash Pump	1¼	3x4	210 Lbs.
2½-3½	4 x5	500-800	Splash Pump	1½	6x6	410 Lbs.

Engine speed adjustable from 500 to 800 R.P.M. Plenty of extra power for the heavy jobs. You save fuel by cutting down the engine speed on lighter work.

The ECONOMY is economical to operate. It is weather and worry-proof. Water-cooled cylinder head. Use whichever fuel you desire, kerosene or gasoline. The results will prove in every case that the ECONOMY is a real dollar-saver. Compare specifications with other famous engines and you will find the ECONOMY second to none.

23HM7152¼-1½ to 2 H.P. Economy Engine. Shipped Not Prepaid from Evansville, Ind. \$44.75

Cash price, \$5.00 down, \$5.00 a month. **\$49.25**

23HM7235¼-2½ to 3½ H.P. Economy Engine. Shipped Not Prepaid from Evansville, Ind. \$84.50


Cash price, \$10.00 down, \$9.00 a month. **92.95**

When Ordering on Easy Terms, Use Time Payment Order Blank in Back of Catalog.

The **Economy "XK"**

When You Need EXTRA POWER

EASY TERMS AS LOW AS \$11 DOWN



\$99.50 Cash And Up
REDUCED FROM **\$106.85**

- 4-cycle, throttle governor control; 6 to 8 H.P.
- Wico magneto-easy starting—reliable operation.
- Venturi-type carburetor—burns either gasoline or kerosene.
- Oil tubes run through oversize water reservoir, keeping oil warm for best lubrication in cold weather.

Here are PRE-WAR PRICES on a heavy-duty engine that is far superior to any engine of the "old days." This improved ECONOMY engine incorporates the above features with many other advanced refinements. Sears brings you all these improvements at 1914 prices!

Advanced design means extreme economy of operation. Cold weather or warm, the "XK" starts easily, and gives continuous service as long as its fuel lasts. We invite you to compare the "XK" with any engine of equal power. Automatic flyball governor maintains even speed, with plenty of reserve power when needed. Heavy-gauge, reinforced, galvanized fuel tank with strainer and large filler pipe located in cast-iron base. Shipped Not Prepaid from Evansville, Ind.

These Specifications Tell the Story

Guaranteed H.P.	Cylinder Bore, Inches	Piston Strokes, Inches	Engine Speed, R.P.M.	Flywheels		Crankshaft, Diameter, Inches	Actual Engine Wt., Lbs.
				Diam., Inches	Weight, Lbs.		
6	5	7½	500	28	166	2	760
8	5½	9	400	34	228	2½	1,135

23HM7060¼-6 H.P. Model "XK" Economy Engine with 10x6-in. pulley. Shpg. wt., 880 lbs. Cash price, \$99.50

Time payment price, \$11.00 down and \$10.00 per month. **\$109.45**

For 10x8-inch Friction Clutch Pulley in place of regular solid pulley, add. **8.35**

23HM7080¼-8 H.P. Model "XK" Economy Engine with 16x6-inch pulley. Shpg. wt., 1,246 lbs. Cash price, \$149.85

Time payment price, \$17.00 down and \$15.00 per month. **\$164.85**

For 16x8-inch Friction Clutch Pulley in place of regular solid pulley, add. **18.45**

When Ordering on Easy Terms Use Time Payment Order Blank in Back of Catalog.

ESTIMATED FREIGHT

Charges per 100 lbs. on Gas Engines:


150 miles \$0.60

300 miles75

500 miles 1.18

700 miles 1.57

Economy Engine



Hand Truck

Front and rear bolsters of seasoned hardwood, 15 in. wide, will fit Economy Engine or other small engines weighing up to 400 lbs. Cast wheels 8 inches high with 1½-inch rim and 1½-inch hub.

23HM2¼-Engine Truck, weight, 30 lbs. \$2.85

Shipped Not Prepaid from Factory in NORTHERN ILLINOIS. Send orders to our Chicago store.

Clutch Pulleys


Give diameter and extension of crankshaft. Nos. 510 to 524 inclusive bolt to lugs on engine flywheel and can only be used on Economy Engines, 6 horse-power or larger. Shipped from Chicago, Ill., or factory in Southeastern Minnesota. Not Prepaid. Send orders to Chicago.

Catalog Number	Size Inch	Weight Pounds	Each
23HC507¼	5x4	20	\$ 7.15
23HC508¼	6 x 5	25	8.65
23HC509¼	8 x 5	40	14.95
23HC510	10x8	63	16.50
23HC512	12x6	66	14.90
23HM516	16x8	145	23.50
23HM520	20x8	165	28.50
23HM522	22x8	180	28.75
23HM524	24x8	190	29.00

Sell BETTER Grade Milk

1832-1932 SPECIAL PRICES for BRADLEY CENTENNIAL

Get BIGGER Cream Checks



Tubular Cooler


Cools Milk Quickly at Low Cost

\$28⁶⁵
CASH—Thick, Pressed Copper Manifold. Ten 1 1/4-inch heavily tinned tubes insure ample cooling area. Swinging Spout, open at each end. Guaranteed against water or brine leakage up to 75-pound pressure. Cools milk to within 3 degrees of cooling medium. Capacity 35 gallons per hour.

Milk with low bacteria count demands bigger prices. Insure yourself of larger milk checks by cooling your milk quickly and economically with this new Cooler. In order to secure bacteria-free milk, it is necessary to chill the milk as soon after producing as possible. This small investment will yield large dividends in greater returns from your milk and cream. Cold water or brine solution passes through the manifold tubes, while milk flows over the chilled coils, rapidly cooling and aerating the warm milk. Simply attach to cold running water or to a circulating stream under pump pressure. The result will be the quickest, most economical milk chilling you've ever experienced.

Lower trough is hung inside the manifold, the lower tube of which has a lip so that no milk will escape the trough. In case of a water or brine leak, none can reach the milk. Tilting spout is tinned copper, open at each end; no corners to catch dirt and bacteria. Quick cooling to below 60° retards bacteria growth and aeration that destroys foreign odors thus insuring pure, sweet milk from your dairy. Shpg. wt., 58 lbs. Shipped from our store.

23HC121 2 1/4—Cash Price, Not Prepaid **\$28.65**
Time Payment Price, \$4.00 down, \$4.00 per month... **\$31.55**
For Easy Payments Use Time Payment Order Blank in Back of Catalog.



STERILIZE WITH YOUR STOVE


\$7⁹⁵
CASH

- Use with oil, gas or wood stove.
- Capacity, 6 pails, 2 strainers. 20 gallons of water.
- 13x26 inches, 16 inches deep.
- Removable perforated bottom.
- Made of No. 22 keystone galvanized, copper bearing steel.
- Complete with thermometer, drain cock, and tinned lid handle. Weighs 30 pounds.

Ends pinned, riveted and soldered into tank body. Absolutely heat-proof joints and seams. Body has 3/4-inch square rims around top for extra strength and easy handling. Lid has condenser drip on the inside.

With one of these heaters and a small two-burner gasoline or kerosene stove hot water will no longer be a luxury. You need not longer worry about cleaning the milking machine and separator, because with this heater you will have an abundance of boiling water. Then after all parts are washed properly the smaller parts can be placed on the rack inside the box and sterilized at live steam. Try this heater in your own dairy and watch your bacterial count go down. Shipped from Our Store. Shpg. wt., 30 pounds. Mailable. Not Prepaid.

23HC121 6 1/4—Water Heater. (Stove Not included.) Sold for Cash only... **\$7.95**
If by Mail, add 65c Postage.



Improved All-Steel Milk Can Sterilizer

\$66⁶⁵
And UP CASH

- No. 20-gauge Keystone Copper-bearing galvanized steel.
- Two 3/4-inch galvanized steam coils, one for sterilizing the other for drying.
- Steam controlled by Globe valve.
- Doors of double, galvanized construction.
- Two sizes, for 4 or 6-can sterilizing.
- Complete with thermometer, Globe valve, Gate valve, flanges and petcocks for relief and draining.

Live Steam for Sterilizing

Here is just the equipment to keep down bacteria count. For small dairies that have a steam boiler large enough to sterilize milk cans or milk pails and dairy accessories. Will withstand moderate steam pressures and high temperatures. Top capped over, riveted and soldered. Bottom set in, riveted and soldered. Legs, 1 1/2 x 1/2 x 3/8 inches galvanized angle iron extending full height of cabinet providing reinforcement for corners and supporting cabinet 5 inches off floor.

Pipe coils provide a rack for inverted milk cans. The sterilizers have a hinged utensil shelf of galvanized band iron crossed and riveted. Full-height doors have 3/4-inch dead air space between inner and outer sheet. Heavy, 10-inch strap hinges and malleable iron handles.

Shipped Not Prepaid from Our Store. Can and bucket not included.

Size	Depth	Width	Height	Steam Coils	Shpg. Weight
4-can	29 inches	30 inches	48 inches	29 feet	225 pounds
6-can	29 inches	43 inches	48 inches	40 feet	295 pounds

23HM121 9 1/4—4-can Sterilizer. Cash Price. Not Prepaid... **\$66.65**
Easy Payment Price, \$8.00 down, \$7.00 per month... **\$73.35**

23HM122 0 1/4—6-can Sterilizer. Cash Price. Not Prepaid... **78.95**
Easy Payment Price, \$9.00 down, \$8.00 per month... **84.65**

When Ordering on Time, Use Time Payment Order Blank in Back of Catalog.

Bowl Rings

To fit Economy King Separators. Will not fit improved or Economy Chief. Shpg. wt., of 6, 1/2 lbs. Postpaid if included in orders of \$2.00 or more.

Cat. No.	Size No.	Package of 6
23H820	10 or 11	38c
23H822	2, 4, 12, 14	
	24, 32, 34 or 40	41c
23H826	6, 16, 26 or 36	44c
23H828	8, 18 or 38	49c

23H882—Bradley Nos. 354, 356, 358 only. Package of 6... **47c**

To fit Prima Separators. Also, Bradley Table Model, No. 352.

23H624—Size No. 2 or 4. Pkg. of 6. **34c**

Milking Machine Tubing

High-grade red rubber tubing with heavy, non-collapsible wall especially compounded to resist oil of butter fat. Meets Board of Health requirements. Sizes to fit all machines. State length and size wanted. Wt., per ft., 3/8 lbs.

Postpaid if included with \$2 order or more.

Catalog Number	Inside Diameter	Thickness of Wall	Per Foot
23H862	3/8 inch	3/32 inch	12c
23H864	1/2 inch	1/16 inch	16c
23H866	5/8 inch	1/8 inch	20c
23H868	3/4 inch	1/4 inch	24c

Operates From 110 or 220 Volts

Boils 5 gallons of water in 65 minutes and consumes less than 2 Kilowatt hours of electricity. No further need for worry about hot water to wash the milking machine or separator.

\$44⁹⁵
CASH



Simple—Safe

Fill the heater with clean water and turn the switch. In slightly over one hour you have 5 gallons of boiling water ready to clean the dirty milker and separator. Safety fuse protects the heater and prevents any chance of fire should the current be turned on when the heater is dry. And a special safety faucet prevents accidental scalding—the faucet cannot be accidentally opened.

Economical—Convenient

For approximately 1 cent per gallon you can have an abundant supply of boiling water. Can be used in dairy barns, homes, stands, resorts, or any place where boiling water is required. Absolutely safe and trouble free, requires little space and no attention. Fill it up, turn on the current and forget it for an hour. Excellent for heating chicken water. Can be used wherever electricity is available and hot water is desired. Shipped Not Prepaid from factory in Southeastern Wis. Shpg. wt., 60 lbs.

23HM121 5 1/2 Electric Water Heater, 110 or 220 volt... **\$44.95**
Easy Payment Price, \$5.00 down, \$5.00 per month... **\$49.45**

23H1217—Safety Fuses for heater. Postpaid if included with \$2.00 order. Wt., 7/16 lb. 3 for... **50c**

Back of Catalog.

Kelso Milk Cooler and Aerator

\$27⁸⁵
CASH And Up

- Lowers Bacteria Count.
- Fits Any Standard 8 or 10-gallon milk can.
- Eliminates Hand Stirring or Pouring.
- Operates on 6 lbs. or more Water Pressure.
- Aerates milk without allowing dust, dirt or foreign odors to enter.
- Is Practical and Compact—Easy to Clean.
- Is Endorsed by Hundreds of Owners.

The KELSO Milk Cooler and Aerator enables you to get highest prices for your milk—it gives you a quick, easy means of chilling milk before delivery to creamery or milk stations. The KELSO cools and aerates milk or cream in the ordinary milk can—cooling 8 or 10 gallons of milk to within 2 degrees of the water temperature in 10 minutes.

Endorsed by Dairymen

Hundreds of users testify to the benefits of the KELSO method of cooling. Tests by dairy experts, agricultural colleges and large manufacturers prove that the KELSO is just what farmers, dairymen, milk dealers and manufacturers need to make their equipment both complete and modern.

KELSO is built for many years of service due to the quality of its materials and the workmanship. There are no complicated working parts to break or get out of adjustment.

Simple to Operate—Strongly Built

Simply place the coil in a standard 8 or 10-gallon milk can, rest turbine head on the top of the can and connect to a pressure pump or faucet with ordinary water hose. The turbine, which is operated by as little as 6 pounds of water pressure, rotates the coil, thus aerating the milk; the water in the coil cools the milk. The water then returns to a chamber in the head, and sprays the outside of milk can. Aluminum-cast turbine is mounted on extra-heavy, moisture-proof ball-bearing unit. All aluminum or brass. Coil is made of heavily-tinned 3/4-inch copper tubing.

Shipped from factory in Central Indiana.

23HC121 0 1/2—KELSO Cooler for 32-quart can. Weight, 21 pounds. Not Prepaid. Cash Price... **\$27.85**
Time Payment Price, \$4.00 down, \$4.00 per month... **\$30.65**

23HC121 1 1/2—KELSO Cooler for 40-quart can. Weight, 22 pounds. Not Prepaid. Cash Price... **28.95**
Time Payment Price, \$4.00 down, \$4.00 per month... **31.85**

For Easy Payments Use Time Payment Order Blank in Back of Catalog.

Sterilizing Rack

Keep your milker tubes and inflations free from bacterial germination when not in use and you will produce a higher grade of milk as well as make your rubber goods last longer. Convenient and economical. Full directions and instructions for making the most satisfactory disinfectant pack with each unit. Complete with crock cover, petcocks and teat cup holders. Shipped from our Store. Postpaid.

23H150 1/4—Sterilizing Rack. Weight, 17 pounds. Sold for cash only... **\$4.85**


\$4⁸⁵
CASH Postpaid

ESTIMATED FREIGHT CHARGES
per 100 lbs. on Sterilizers and Water Heaters: 150 miles, 70c; 300 miles, 89c; 500 miles, \$1.38; 750 miles, \$1.83.

1832 • 1932 •

SAVE 1/2

for BRADLEY CENTENNIAL



The New *Prima*

MILKER

\$49⁹⁵

CASH
SINGLE UNIT


EASY TERMS

\$6⁰⁰ DOWN \$5⁰⁰ A MONTH

\$59⁹⁵

CASH

For Double Unit Milker




- Fits any standard pipe line.
- Either single or double-unit sizes.
- Pail capacities—single-unit, 5 gallons; double-unit, 8 gallons.
- Non-stop, fool-proof pulsator.
- Easy to clean—simple to operate.
- 2-piece teat cups—aluminum pail.

The Smallest Herd Justifies a PRIMA

HERETOFORE, but *one* factor—*price*—has kept thousands of dairymen from enjoying the advantages of power milking. Now, Sears take this great convenience out of the high-cost, luxury class and place it within the reach of even the smallest herd owner. The PRIMA is a standard-design milker that costs you but *half* the price of comparable quality and design elsewhere. It eliminates forever the drudgery of hand milking with reliable long-lived performance that equals the highest priced machines on the market. Try one in your dairy barn and enjoy the benefits and conveniences of a high-grade milking machine that saves you money in both original cost and in upkeep.

The KING of ALL MILKERS



Non-stop, fool-proof pulsator. Fewer working parts. Balanced Stroke.



Sanitary Claw—small, compact and balanced.

- Sanitary, Easy to Clean**—No disconnecting of tubes; but a few parts to clean. Best-grade rubber throughout. 2-piece teat cups and sanitary, balanced claw. Aluminum, seamless, non-corrosive pail.
- Simple, Easy to Operate**—Anyone can operate the PRIMA properly. Automatic shut-off for easy attaching of cups to cow. No special tools needed at any time. Adjusts itself to the cow's own needs.
- Increases Milk Flow**—Natural, lifelike action of the calf encourages increased production. Alternating action easy on cow.
- Fits Standard Pipe-Line**—If you already have a pipe-line system, merely operate the PRIMA as any other milker unit.

GUARANTEE

WE guarantee the Prima Milker to be free from defective parts or poor workmanship. If taken care of and handled properly, the efficiency of the machine will be greatly increased and the cost of maintenance reduced.

We will replace at any time within a period of two (2) years, free, any part of parts of the Prima Milker proving to be of defective material or poor workmanship. If the customer will forward the defective part to us, postpaid, and if after examination it shows a defect, we will immediately replace it without cost to the owner, including all postage.

We do not give an unqualified guarantee on rubber parts of the Prima Milker. They are subject to natural wear but are of a quality that cannot be beaten for durability. We furnish these rubber parts at a very small cost when replacements are necessary.

Single Unit Milker

Consists of: Pulsator and lid, pail, 1 claw, 4 teat cup shells, 4 inflations, 4 short air tubes, 1 long milk tube with glass and extension, 1 duplex air hose and 1 long vacuum hose with extensions. Full instructions. Shipped from our Store. Not Prepaid.

23HC1010 1/4—Single-Unit Milking Machine. Complete. Shpg. wt., 25 lbs.
Cash Price..... **\$49.95**
Easy Payment price, \$6.00 down;
\$5.00 a month..... **54.95**
Use Time payment order blank in back of catalog.

Double Unit Milker

Consists of: Pulsator and Lid, pail, 2 claws, 8 teat cup shells, 8 inflations, 8 short air tubes, 2 long milk tubes with glass and extensions, 2 duplex air hose and 1 long vacuum hose with extensions. Full instructions. Shipped from our Store. Not Prepaid.

23HC1020 1/4—Double-Unit Milking Machine. Complete. Shpg. wt., 35 lbs.
Cash price..... **\$59.95**
Easy Payment Price, \$7.00 down, and
\$6.00 a month..... **65.95**
Use time payment order blank in back of catalog.

PRIMA Power Plants for Standard Milkers

Vacuum Pump and Tank

- Specially built. 1/2 H.P. electric motor for V-Belt drive. Be sure to specify Voltage required.
- Vacuum pump and vacuum tank.
- Vacuum gauge and petcocks.
- Recommended for use with 2 double or 3 single units.
- For use with any standard design milker.

Here's an ideal electric-power pump and vacuum outfit for use with New PRIMA or other standard-design milker system. Highly-efficient motor operates pump easily, keeping vacuum tank constantly at the correct vacuum for proper milking.

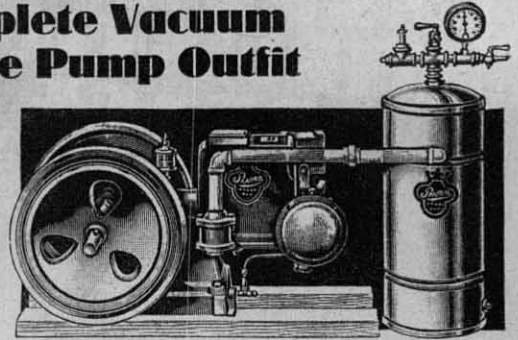
Outfit does not include pipe or stall cocks. See listings for these fittings below. Pumping outfits shipped from our store. Not Prepaid.

\$56.85
CASH
And Up

- Weight, 143 pounds. Cash Price..... **\$72.65**
Easy Payment Price, \$8.00 Down, \$8.00 per Month..... **\$79.95**
23HM1036 1/4—Complete Pump Outfit for gasoline Engine operation. Be sure to specify engine speed and pulley size. **\$56.85**
Weight, 115 pounds. Cash Price..... **\$62.55**
Easy Payment Price, \$7.00 Down, \$6.00 per Month..... **\$62.55**
For Easy Payments, Use Time Payment Order Blank in Back of Catalog.

Complete Vacuum Engine Pump Outfit

\$11
DOWN



- Combination gas engine and vacuum pump.
- Complete with tank, relief valve, gauge, fittings to connect tank and engine, and special gauge and relief valve tees 3/4"x3/4"x1 for pipe line.
- For use with 3 double or 5 single unit milkers.
- Can be used with any standard design milker system.

\$95.65
CASH

Shipped from our store. Not Prepaid.
23HM1055 1/4—Vacuum Engine Pump Outfit Complete. **\$95.65**
Wt., 280 lbs. Cash Price..... **\$105.25**
Easy Payment Price, \$11 Down, \$10 per Month..... **\$105.25**
When Ordering on Easy Payments, Use Time Payment Order Blank in back of catalog.

Rubber and Parts for PRIMA and Other Milking Machines

Postpaid if included with orders of \$2.00 or more

- | | |
|---|--|
| 23H100 —Short Air Tube (All Makes). Wt., 1/2 lb. 10c | 23H116 —Sight Glasses (All Makes). Wt., 1/2 pound. 15c |
| 23H101 —Short Milk Tube (All Makes). Wt., 1/2 lb. 10c | 23H120 —Teat Cup Brushes (All Makes). Wt., 1/2 pound. 35c |
| 23H105 —Long Milk Tube. (Blue Ribbon, Perfection, Universal, Hinman). Wt., 1/2 lb. 65c | 23H121 —Long Milk Tube Brushes (All Makes). Wt., 1/2 pound. 25c |
| 23H106 —Extra-long milk tube (Anderson, Ford, Hinman). Wt., 1 lb. \$1.20 | 23H122 —Claw Brush (All Makes). Wt., 1/2 pound. 10c |
| 23H107 —Long Milk Tube (DeLaval, Pine Tree, PRIMA, Riteway). Wt., 3/4 pound. 80c | 23H1078 —4 inflations and shells. Complete wt., 3 lbs. Postpaid. Set of 4. \$3.25 |
| 23H110 —Long Single Air Tube (All Makes). Wt., 3/4 pound. 60c | 23HC1014 —Pulsator and lid complete. Wt., 3 lbs. \$32.65 |
| 23H111 —Duplex Air Tube (All Makes). Wt., 3/4 pound. 75c | 23HC1080 —Stall cocks. Weight of 10, 3 lbs. 49c |
| 23H112 —Long Vacuum Hose (All Makes). Wt., 1 1/2 pounds. \$1.30 | 23HC1081 —Steel Stanchion Clamps. Wt., 1/2 lb. 20c |
| 23H115 —Pail Lid Gasket (All Makes). Wt., 1/2 pound. 40c | 23HC1075 —Prima Inflatons. Wt., 1/2 lb. each. 55c |

Suggested Milker Outfits

- | | |
|---|---|
| No. 1 Outfit
23HM1037 1/4 —(1) Electric Pump Outfit.
23HC1020 1/4 —(1) Double Unit Milker.
23HC1080 —(10) Stall cocks. | No. 2 Outfit
23HM1037 1/4 —(1) Electric Pump Outfit.
23HC1010 1/4 —(2) Single Unit Milk-ers.
23HC1080 —(10) Stall Cocks. |
| No. 3 Outfit
23HM1055 1/4 —(1) Vac. Eng. Out-fit.
23HC1020 1/4 —(1) Double Unit.
23HC1080 —(10) Stall Cocks. | No. 4 Outfit
23HC1055 1/4 —(1) Vac. Engine Out-fit.
23HC1010 1/4 —(2) Single Unit Milk-ers.
23HC1080 —(10) Stall Cocks. |
- Above for Use with Up to 20 Cows

Estimated freight charges per 100 lbs. on Milking Machines and Pump Outfits: 150 miles, 70c; 300 miles, 89c; 500 miles, \$1.38; 750 miles, \$1.83.

1832-1932 SPECIAL PRICES ECONOMY QUEEN

for BRADLEY CENTENNIAL

Portable Electric Milker


\$129.75
CASH

Complete Double-Unit Economy Queen Milking Machine has all the advantages and improvements of the single-Unit Economy Queen Plus double capacity. Milking unit weighs only 39 pounds—the 8-gallon aluminum pail weighs but 8 pounds. Pulsator, motor, claws, and valve control are located on lid the same as on the Single-Unit Machine. Shpg. wt., 75 lbs. Shipped from factory near Chicago. Not Prepaid.

- Operates on 110-volt, 60 cycle A.C. also 100-volt, 25 cycle A.C., 32-volt D.C. or 110-volt D.C. at small extra cost.
- Gear-driven pulsator, positive action.
- No pipe line to install—no other equipment to buy.
- 1/2 H.P. electric motor, 15 foot cord, vacuum pump, pulsator, tubes, claws and teat cups, all mounted on aluminum pail—easily portable 8-gallon pail.
- Complete outfit only weighs 45 pounds.
- Costs one-cent a day to operate.

\$99.85
CASH

SINGLE UNIT




23HM1000 1/2—Economy Queen Double-Unit Milking Machine, complete with cord, teat cups, tubing and 110-volt, 60-cycle A.C. motor. Cash price..... **\$129.75**
Easy payment price, \$35.00 down, \$11.00 a month..... **\$142.75**
When ordering on Easy Payments Use Time Payment Order Blank in Back of Catalog.

Priced low enough to make it available to every farmer who milks two or more cows. Hundreds of owners are praising the wonderful satisfaction ECONOMY QUEEN Milkers are giving. 20 years experience in building milking machines lies back of the ECONOMY QUEEN—its perfected design and superior construction assure trouble-free operation. Here are four great reasons why owners of champion milk producing cows choose the ECONOMY QUEEN:

- (1) Does the work in half the time required for hand milking.
- (2) Produces milk of lower bacteria count.
- (3) "Milks like a calf," giving massaging effect.
- (4) Gives long-lived, trouble-free service at the lowest original cost.

All the features of pipe-line milkers are combined in the ECONOMY QUEEN. In addition, it has the advantages of portable-electric operation. No engine to crank, with its possible cold-weather troubles. Merely plug in a light socket and it's ready for work. No joints or connections to keep tight. Its 15-foot cord allows accessibility to several cows. The 8-gallon pail holds milk from several cows.

No Installation Needed—Saves Time, Work and Money



Let an Economy Queen save time, money, and work for you. It costs less than a cent a day per cow to operate. Tests have been made which show that machine-milked cows are the best producers. Economy Queen Milkers have been used exclusively on many prize winners.

The Positive gear-driven pulsator is operated from motor shaft. The Positive drive does not depend on vacuum to control its operation. Uniform speed is always maintained regardless of whether vacuum is raised or lowered. Vacuum in the pails is increased or decreased by the plunger control valve to meet the individual needs of each cow.

Claws and teat cups are easily cleaned. No milk enters the pulsator—no cleaning or readjusting of these parts is necessary. Special design makes it necessary to clean only the inside of the inflations. Straight line milk claws insure easy cleaning; they allow ready use of a brush. Widemounted pail is great convenience. Shipped from factory near Chicago, Not Prepaid.

23HM1001 1/2—Economy Queen Single Unit Milking

Machine, complete with cord, teat cups, tubing and motor for 110-volt 60-cycle alternating current. Shpg. wt., **\$99.85**
73 lbs. Cash Price, Not Prepaid..... **\$109.85**
Easy Payment Price, \$25.00 Down, \$9.00 a month

Use Time Payment Side of Order Blank in Back of Catalog.

For \$4.00 added to above prices, we can furnish, when so ordered, motor for 110-volt 25-cycle alternating current, 32-volt direct current or 110-volt direct current.

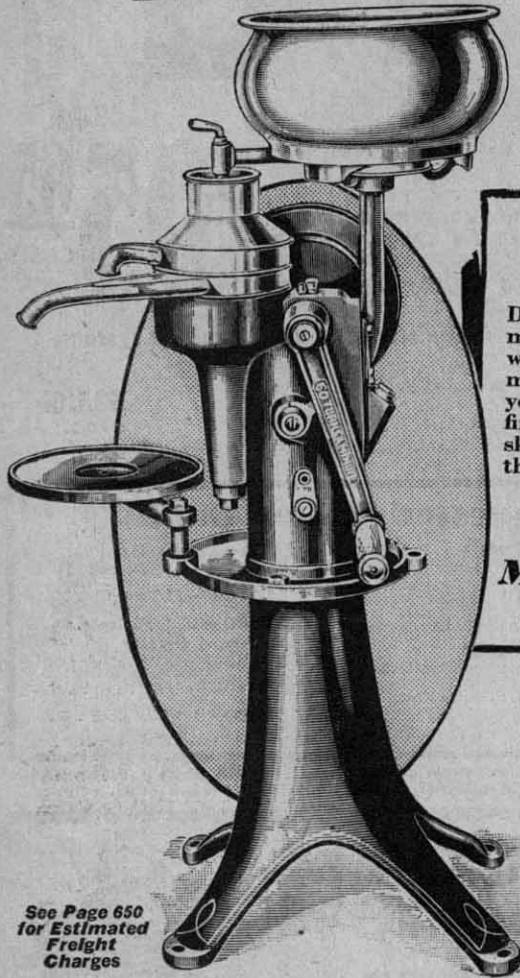
Economy Queen Teat Cups
Economy Queen teat cups complete can be used on De Laval, Blue Ribbon, Perfection and other double tube milkers. Inflatons only will not fit these machines.
23H1002—Cups complete. Shpg. wt., 3 3/4 lbs. Set of 4 when bought extra. Postpaid..... **\$6.95**
23H1003—Set of four rubber inflations only. Postpaid..... **2.75**

1832 • 1932 •
SPECIAL INTRODUCTORY PRICE
 for BRADLEY CENTENNIAL

New as Today

a BALL-BEARING Separator

.... Unless You've Seen the New BRADLEY You Don't Know How Good a Separator Can Really Be!



See Page 650 for Estimated Freight Charges

TRY IT FOR 30 DAYS

Order a BRADLEY on our 30-DAY TRIAL. Use it every day for a month. Compare it side-by-side with any other separator on the market, regardless of price. Have your skim milk tested and if you can find any separator that equals the skimming of the BRADLEY under the same conditions, turns as easily

or is as simple to clean, write and tell us. You are the sole judge and if you are not satisfied, we'll refund every penny you've paid, and will pay the freight charges to return it. To secure this trial, merely send in the small down payment with time payment order blank (or pay cash if you prefer).

WRITE FOR CIRCULAR

Merely Ask for 8621H Illustrating and Describing the BRADLEY in Detail

The BRADLEY HAS NO EQUAL

NEVER BEFORE have you been able to buy such a marvelous separator—AT ANY PRICE! No expense was spared in making the BRADLEY the finest separator ever built. The BRADLEY is a decided step forward in dairy equipment progress. It is not merely a new model, but is distinctively new both in design and construction from top to bottom. It has been given a name already world-famous—made prominent by a century of leadership in the manufacture of farm equipment.

The fact that the BRADLEY costs you so little is traceable directly to Sears huge separator factory, and to the resources of the World's Largest Store. America's leading separator experts spent years in designing this machine. A great amount of new, special machinery makes possible greatly decreased production cost which means lower cost.

Get Larger Cream Checks

To get maximum cream checks, you need a separator that gets all of the cream. Exhaustive tests have proved that the BRADLEY is the closest skimming separator ever built. Not only that, but it is easier to turn and vastly easier to clean and keep sanitary. It pays well to separate your own milk—it pays bigger dividends to choose the best separator.

Why Pay \$50 More?

Don't pay \$35 to \$50 more for a separator that cannot give BRADLEY results. You can get \$100.00 a year and more in extra profit from a closer-skimming BRADLEY. The BRADLEY will out-perform any separator now on the market, and we back every claim with our iron-clad guarantee of ABSOLUTE SATISFACTION.

Beautifully Finished

Porcelain-like enameled finish in scarlet and black combined with well-proportioned frame makes the BRADLEY one of the most striking and beautiful of all separators.

The BELL TIMER is located on handle. It's easy to keep a BRADLEY up to speed.


SWINGING ADJUSTABLE PAIL SHELF—Fits any height pail, prevents wasting and splashing of cream. Keeps out dirt by moving cream can closer to spout.

AUTOMATIC OILING—Oil in the reservoir within fully-enclosed frame is distributed to every ball bearing, bushing and shaft within the separator. Revolving gears catch up the oil, forcing it onto every surface in a fine saturating spray. Overflow device carries old oil and sediment away from bottom of oil reservoir.

OTHER NEW FEATURES



NEW DISC REMOVER AND WASHER—Unnecessary to turn bowl over when removing discs. Discs are removed in a jiffy without a mess. Adds years of service to them. To wash, the discs are mounted on the washer rod and given a whirling motion in the water. It is the work of but a few moments to wash and dry these parts.



NEW BOWL VISE—Placed on the top of the bowl pot. It is unnecessary to remove the tank to use vise. Merely swing the turnable supply tank around. The vise serves as a cover to protect the spindle when machine is not in use.



SEAMLESS SPOUTS—No spray splash because the stream is directed down as it should be. It is unnecessary to move the skim-milk pail at the end of the run. No seams mean absolute sanitation.



A SIZE FOR EVERY HERD • A PRICE FOR EVERY POCKET BOOK

400 lbs. Milk per Hour

For dairies up to 6 cows. Skims over 3 qts. of milk per minute. Shpg. wt. 170 lbs. Not Prepaid.
 23HM354¼—Cash
 Price.....\$54.75
 Time Payment Price \$5.00 Down,
 \$6.00 a month.....\$60.25

600 lbs. Milk per Hour

For dairies up to 15 cows. Skims 5 qts. of milk per minute. Shpg. wt. 180 lbs. Not Prepaid.
 23HM356¼—Cash
 Price.....\$59.65
 Time Payment Price \$5.00 Down,
 \$7.00 a month.....\$65.65

800 lbs. Milk per Hour

For dairies of 50 cows. Skims 7 qts. of milk per minute. Shpg. wt. 215 lbs. Not Prepaid.
 23HM358¼—Cash
 Price.....\$64.85
 Time Payment Price \$5.00 Down,
 \$7.00 a month.....\$71.35

When Ordering on Easy Payments Use Time Payment Order Blank in Back of Catalog

Modern as Tomorrow!

with a New **FREE-FLOATING BOWL**

We Know It's Better Because . . .


① **FREE FLOATING BOWL**—This unique patented design provides vibration-free motion that skims closer under every condition, and insures much easier turning. Has greater separating capacity and delivers the cream in much better condition. New Departure ball-bearings, make the BRADLEY the easiest-turning separator ever built! Continued, perfect performance over a period of many years is assured—even guaranteed.

② The BRADLEY is the result of two years' co-operation and experiment by our engineers, prominent dairymen, dairy school authorities and creamerymen in localities all over the U. S.

③ Every separator in the world was carefully studied. Hundreds of thousands of dollars were spent for new machinery—making possible lower-cost production as well as greater precision for every moving part.

④ Painstaking tests proved that the BRADLEY Free Floating Bowl skims hot or cold milk closer than any other separator under equal conditions!

⑤ Under the most severe conditions, when subjected to strains more severe than ever encountered in ordinary use, the BRADLEY demonstrated stamina and strength far beyond any separator heretofore built.



\$54⁷⁵
CASH
And Up

Separator AT ANY PRICE


As Perfected as Possible



NEW DEPARTURE BALL BEARINGS


Larger in size and number of units than on many separators. The BRADLEY has FOUR New Departure ball bearings; one at each end of bowl spindle and one at each end of pinion shaft. The bowl spindle end also turns on a ball.

BRONZE BUSHINGS—These bushings on the crank shaft insure longer life and easier operation. Can be easily replaced. A feature found on only the very highest-priced separators.




EXTENDED PINION SHAFT—Merely remove cap when desirous of attaching power attachment. The drive wheel slips on this extended shaft easily. No special tools are needed to make your BRADLEY an electric-drive machine, and but a very few minutes are needed in which to make the change.

FULLY ENCLOSED GEARS—The BRADLEY'S unusually heavy gears are fully enclosed for greatest safety and protection against dirt. No other machine has as heavy or more accurately made gears. A feature that means longer life for your separator.



NOISELESS RATCHET—Tested under the most severe strains possible, the noiseless ratchet refused to break. Not only is it noiseless, but its strength settles forever the question of replacement at this point. Engaged perfectly at the first turn of the crank.

Easy Terms
\$5
DOWN



See Complete Index in **BACK** of this Catalog

\$18⁸⁵
CASH

**BRADLEY
Ball-Bearing
Table
Model
Separator**

Easy Terms
\$4
DOWN

- Equipped with Ball Bearings.
- Free Floating Bowl.
- 200 pounds capacity per hour.
- Easy turning—easy cleaning.
- Bolts to table or bench.
- Skim-Milk Regulating Screw.
- Encased Worm Gear.
- Guaranteed close skimming.
- 25 inches tall.
- Crank and pinion gear protected.




1832 • 1932 •
SPECIAL PRICES
for BRADLEY CENTENNIAL

\$82⁶⁵
CASH
And Up

**Electric-Drive
BRADLEY
Separators**

*EASY TERMS
AS LOW AS*
\$8
DOWN

- Regular BRADLEY Ball-Bearing, Free-Floating Bowl Separators.
- Motor, 110-volt, 60-cycle A. C.; 110-volt, 25-cycle A. C.; 32-volt D. C. or 110-volt D. C. Wound for heavy starting load.
- Operates from any light socket.
- Motor enclosed to protect against splashed milk.
- To operate by hand slip belt from pulley.



**SKIMS JUST AS CLOSE AS
ANY LARGE SEPARATOR**

We believe this to be the finest table model separator ever built. It adds to the best features of competitive machines the sensational developments of the BRADLEY engineers. Here it is for the first time—at a Special Introductory Price.

Compare it with any other separator of the same type. The BRADLEY will stand far above any in close skimming under any condition, easy operation and stamina to withstand hardest service. Even if you milk but one or two cows, you want the economy of machine skimming. The BRADLEY Table model was built especially to meet your needs. It is a small model of the brilliant new BRADLEY Separators shown on the preceding pages.



**New Departure
Ball Bearings
mean easier
running; longer
life.**

Greatest of All Table Models

It has New Departure Ball Bearings to insure easier operation. The new bowl certifies the closest skimming of ANY table-size separator. Sturdy frame. Skim Milk regulating screw. Every part easily removed and cleaned. All moving parts are protected—gears enclosed to assure longer life and trouble-free operation. Shpg. wt., 50 lbs. Shipped from Chicago store. Not Prepaid.

23HC352½—Cash Price..... **\$18.85**
Time Payment Price—\$4.00 Down; \$4.00 a month..... **\$20.85**
If Ordering on Time Use Time Payment Order Blank in Back of Catalog.

For Long-Lived Satisfaction

The BRADLEY line of separators is designed to give many years of efficient service. Large bearings, improved oiling system, hot tin plating, the use of high-grade materials throughout and close inspection insure Sears customers of an exceptionally long-lived separator. The user can add many years of service by properly caring for the mechanism and tinware.

Keep the separator clean and well oiled. This is very easy to do on the BRADLEY. The seamless cream and milk pans, the open design of the bowl stem and the improved disc remover and disc rod all add to the convenience of cleaning the BRADLEY Separator.

Furthermore, every moving part is fully enclosed and protected, yet easily accessible. You will be agreeably surprised at the easy operation and sturdy construction of these machines every time you use one.

**SEPARATE YOUR MILK
for Less than 2c an Hour**
It Costs Less to Separate by Electricity

Your time is worth more than a cent an hour—that's what it costs to operate your close-skimming BRADLEY separator by electricity. If you have electricity in your dairy, you can have this great convenience for what hand-operated machines cost elsewhere. The electric motor handles the job including starting, easier and much more steadily than hand turning, giving better separating results and greater dairy profits.

Do not be misled by extravagant claims of others regarding "two speed" motors. No better motor is built for this purpose than the specially constructed motor used on the BRADLEY.

These separators are our regular BRADLEY models with ball bearings, the BRADLEY Free-Floating Bowl and all the other features described on the previous pages. We guarantee it to perform as efficiently or more so than any motor furnished by any other separator manufacturer. The motor is mounted on a bracket below the drip shelf and drives the pulley attached to the extended pinion shaft. For hand turning, merely slip drive belt off pulley. Shipped from our Chicago Store. Not Prepaid.

**Equipped With 110-Volt
60-Cycle Alternating Current Motor**

23HM1354½ —400 lbs. of milk per hour. For Dairies up to 6 Cows. Shpping wt., 230 lbs. Cash Price.....	\$82.65
Time Payment Price, \$8.00 down, \$9.00 a month.....	90.95
23HM1356½ —600 lbs. of milk per hour. For Dairies up to 15 Cows. Shpping wt., 240 lbs. Cash Price.....	\$86.85
Time Payment Price, \$9.00 down, \$9.00 a month.....	95.55
23HM1358½ —800 lbs. of milk per hour. For Dairies up to 50 Cows. Shpg. wt., 270 lbs. Cash Price.....	\$ 93.45
Time Payment Price, \$9.00 down, \$10.00 a month.....	102.80
When Ordering on Time Use Time Payment Order Blank in Back of Catalog.	
23HC3544¼ —Electric Drive Equipment for Bradley Nos. 354 and 356 including motor, belt, shelf and pulley. Shipping weight, 60 lbs.....	\$28.75
23HC3588¼ —Electric Drive Equipment. Same as above, except for Bradley No. 358. Shipping weight, 65 lbs.....	\$28.95

Electric-Drive Equipment for Economy King

110-Volt 60-Cycle A. C. Shpg. wt., 60 lbs.	
23HC1201¼ —For sizes 2, 12, 4, 14, 32, 34. Cash price.....	\$26.80
Easy payment price.....	29.50
23HC1202¼ —Sizes 6, 16. Cash price.....	27.60
Easy payment price.....	30.40
23HC1203¼ —Sizes 8, 18. Cash price.....	27.85
Easy payment price.....	30.65
23HC1205¼ —For size 36. Cash price.....	27.75
Easy payment price.....	30.55
23HC1206¼ —For size 38. Cash price.....	27.95
Easy payment price.....	30.75
Terms: \$4.00 down, \$4.00 a month. Use Time Payment Order Blank in Back of Catalog. Shipped Not Prepaid from Chicago, Ill.	
23H2090 —Extended Pinion Shaft for King Separator Sizes, 2, 4, 12, 14, 26, 32, 34. State size wanted. Shpg. wt., 5 pounds. Postpaid.....	\$2.10
For sizes 6, 16, 8, 18, 36, 38. State size wanted. Postpaid. Shpg. wt., 5 pounds.....	\$2.50
Add \$4.00 for 110-Volt, 25-Cycle A. C. 32-Volt D. C. or 110-Volt D. C. Be sure to give size, number and name of separator.	
Estimated Freight Charges per 100 lbs. on Cream Separators: 150 Miles 60c; 300 Miles 75c; 500 Miles \$1.18; 750 Miles \$1.57.	

TELEPHONE INSTRUMENTS

at 1/3 SAVING



Ruggedly constructed telephones. Designed to give efficient service on rural or private line installation. Wall cabinets are nicely finished oak. Equipped with sensitive ringers and powerful magnets. Highest grade equipment at the lowest prices. Complete with two special W.L.S. telephone batteries. Shipped from factory in Northeastern Illinois. Shipped freight or express only. Not Prepaid. Shpg. wt.: Wall Type, 37 lbs.; Desk Type, 35 lbs.

- Wall Type**
 \$13.50 And Up
- Desk Type**
 \$14.65 And Up
- Desk Type**
- 20HM1450 1/2 Six-magnet, 1000 ohms. \$15.10
 - 20HM1451 1/2 Six-magnet, 1600 ohms. 15.35
 - 20HM1452 1/2 Six-magnet, 2000 ohms. 15.25
 - 20HM1453 1/2 Six-magnet, 2500 ohms. 14.45
 - 20HM1454 1/2 Five-magnet, 1000 ohms. 14.65
 - 20HM1455 1/2 Five-magnet, 1600 ohms. 14.90
 - 20HM1456 1/2 Five-magnet, 2000 ohms. 15.00
 - 20HM1457 1/2 Five-magnet, 2500 ohms. 15.10
- Wall Type**
- 20HM1460 1/2 Six-magnet, 1000 ohms. \$13.95
 - 20HM1461 1/2 Six-magnet, 1600 ohms. 14.00
 - 20HM1462 1/2 Six-magnet, 2000 ohms. 14.25
 - 20HM1463 1/2 Six-magnet, 2500 ohms. 14.45
 - 20HM1464 1/2 Five-magnet, 1000 ohms. 13.50
 - 20HM1465 1/2 Five-magnet, 1600 ohms. 13.75
 - 20HM1466 1/2 Five-magnet, 2000 ohms. 13.85
 - 20HM1467 1/2 Five-magnet, 2500 ohms. 13.85

Intercommunicating Telephones

Used widely for two-station work in offices, factories and between home and farm buildings or garage. Neat, attractive dull black lacquer metal case. Nickel plated parts highly polished. Will ring satisfactorily over 600 ft. of wire using 20H1533 wire. Operates on two dry cells. Complete instructions to install included. Size, 4 1/2 x 6 1/2 inches.

20H1480—Two phones without batteries \$13.45 or wire. Postpaid.

2 to 8 Phone Code Ringing System (Not Illustrated)
 Common talking, common ringing. Ideal for office, factory or home. Two can be installed at first, others added as needed. Same appearance as 20H1480 above except that receiver hangs at front. Choke coil furnished with 3 or more phones. Complete instructions included. Shipped from factory. Postpaid.

20H1481 1/2—Single phone \$12.95

Transmitter
 Solid back transmitter. Button-carbon-granular type fits old and new type telephones. Shpg. wt. 1 lb. \$1.79

20H1539—Shpg. wt. 1 lb. \$1.79

Mouthpiece
 Composition. For bell and automatic, having thread size, 28 per inch. 3/8 inch diameter. Shpg. wt. 1/2 lb. \$1.00

20H1542—Shpg. wt. 1/2 lb. \$1.00

Baby Knife Switches
 Highest quality porcelain base switches. Rated at 15 amperes, 125 volts.

- 20H1560—Single Pole Single Throw. Shpg. wt. 1 1/2 lb. 18c
- 20H1561—Single Pole Double Throw. Shpg. wt. 1 1/2 lb. 12c
- 20H1562—Double Pole Single Throw. Shpg. wt. 1 1/2 lb. 20c
- 20H1563—Double Pole Double Throw. Shpg. wt. 1 lb. 25c

Receiver
 Bi-Polar type. For any telephone. Shpg. wt., 2 lbs. \$1.35

20H1537—Shpg. wt., 2 lbs. \$1.35

Receiver Cords
 36 in. Three types. Shpg. wt., 4 1/2 lb. \$2.00

- 20H1544—Spade and straight terminals. 20c
- 20H1545—Four Straight terminals. 20c
- 20H1546—Four Spade Terminals. 20c

Lightning Arrester
 Air gap protector. Takes care of both sides of a metallic line. Shpg. wt., 2 lbs. \$0.95

20H1567—Shpg. wt., 2 lbs. \$0.95

Wall Bracket for Desk Phones
 Great convenience. Can be mounted on wall or side of desk leaving top of desk or table free. Shpg. wt., 2 lbs. \$0.45

20H1575—Shpg. wt., 2 lbs. \$0.45

"Alarmomatic" Burglar Alarm
 A foolproof burglar alarm for the home, barn, garage, etc. Breaking or cutting the wires, opening a protected door or window starts a 3-inch gong ringing. Connect it to as many buildings, doors or windows as needed. Instructions included.

20H1650—Control \$11.95 cabinet only. Postpaid.

Extra necessities are: 3 dry cells, wire 20H1613 or 20H1532 for outside wiring, 20H1533 telephone wire for outside wiring, Contacts for each window or door to be protected.

20H1651—Door or window contact Open knife blade type. Shpg. wt., 1/2 lb. \$3.95

20H1652—Door or window contact Flush or concealed type. Shpg. wt., 1/2 lb. \$2.50

Weatherproof Wire
TRIPLE BRAID
 14 Gauge, 100 Ft. 79c

The only type wire approved for outdoor work. Solid copper conductor with three layers of weatherproof compound saturated cotton braid.

- 20H1616—14 Gauge. Shpg. wt., 3 lbs. 100 ft. 79c
- 20H1617—12 Gauge. Shpg. wt., 5 lbs. 100 ft. 95c
- 20H1618—10 Gauge. Shpg. wt., 6 lbs. 100 ft. \$1.35
- 20H1619—6 Gauge. Postpaid 100 ft. \$2.50
- Cat. No. Gauge 500 Ft. 20H1616 14 Postpaid. \$3.25
- 20H1617 12 Postpaid. 4.15
- 20H1618 10 Postpaid. 5.75

Lighting Service Insulator
 Heavily glazed porcelain with 2-inch galvanized steel screw imbedded in base. 5 in. overall.

20H1523 Each. Shpg. wt., 1 lb. \$1.00

20HM1523 1/4—50. Shpg. wt., 35 lbs. Not Prepaid \$4.10

Galvanized Iron Guy Rod
 Length, 6 feet; diameter, 3/4-in. Drop forged oval eye. Hot galvanized with square nut.

20H1511 1/4 Each. Shpg. wt., 8 lbs. 72c

20HM1511 1/4—Shipping weight, 77 lbs. Shipping freight or express. Not Prepaid Dozen. \$6.98

Ground Rod
 Iron Ground Rod, 6 feet long, 3/4-inch diameter. Heavily galvanized. Hole in end for inserting ground wire.

20H1509 1/4 Each. Shpg. wt., 5 lbs. 45c

20HM1509 1/4—Dozen. Shpg. wt., 48 lbs. Not Prepaid \$4.10

Cross Arm Pins
 Locust wood. Size, 1 1/2 x 8 inches.

20HM1524 1/4—Per sack, 100 pins. Shipping wt., 21 lbs. Not Prepaid \$2.49

20H1524 1/4—Doz. Shpg. wt., 2 lbs. 21c

Weatherproof Telephone Wire
 For outdoor work. Rubber insulation with weatherproof braid. No. 19 gauge copper wire.

20H1533—Per 100 ft. Shpg. wt., 3 lbs. \$1.00

Same except for indoor work.

20H1532—Per 100 ft. Shpg. wt., 3 lbs. \$1.10

Linemen's Equipment

Linemen's Safety Strap
 Made of prime first quality harness leather, single strap, 5 feet 8 inches long, 1 1/2 inches wide. Strap ends sewed and riveted. Drop forged tested hardware throughout. Strong and safe working equipment.

20H1504 Postpaid \$2.69

Linemen's Tool Belt
 Made of leather cut from the heaviest portion of the best hides. Sewed with lined thread. Hardware is tested drop forgings. Strong and safe. Width of strap, 2 in. Length, 48 in.

20H1500 Postpaid \$2.00

Linemen's Climbers
 Long spur. Eastern pattern. Made of high grade steel with sharp, tempered points. Safe and strong. Well forged throughout. Standard lengths: 15, 15 1/2, 16, 16 1/2, 17 and 17 1/2 inches. Average wt., per pair, 4 1/2 lbs. State length, Postpaid.

20H1506 Pair, without straps \$2.39

Linemen's Climber Straps
 Best grade straps complete with leather knee pads. Straps sewed and riveted to roller type buckles. Can be used with any style of climber.

20H1502—Per set of 4: 2 upper, 2 lower Shpg. wt., 2 lbs. \$1.49

A. C. Line Voltmeter
 Plugs into light or wall receptacle. Excellent for checking motor installations. Range 0-150 volts. A.C. Contact Plug or concealed type. Shpg. wt., 1 lb. \$1.65

20H2275 Shpg. wt., 1 lb. \$1.65

Test-O-Light
 Tests any Circuit, 110 to 550-volt, A.C. or D.C. Locates burnt out fuses, open circuits in motors, lights, electric appliances; fouled spark plugs, etc. Vest pocket size. Lgth., 6 in. Shpg. wt., 1 lb.

20H2225 \$1.45

BELL RINGING EQUIPMENT



Brings House Voltage Down—For Door Bells, Thermostats and Door Openers!

These high grade transformers reduce any 110 to 120-volt, 50 to 60-cycle current, to voltages suitable for operating bells, buzzers, furnace thermostats and door openers. Does away with the uncertainty and expense of dry batteries. The outlet plate type fits either 3/4 or 4-inch octagonal or round boxes. The WIZARD and NUCO are most popular for bell ringing service. Listed by Underwriters Laboratories. Shpg. wt., 1 1/4 lbs.

Type	Volts	Each
20H1620 Wizzard	10	67c
20H1621 Nucleo	10	89c
20H1622 Tri-Volt	6-12-18	95c

\$1.40 Electric Bell Outfit
 Consists of 20H1620 Transformer (Listed by Underwriters Laboratories), quality double coil bell with 2 1/2-inch gong, push button, 70 feet of annunciator wire and 50 insulated staples. Directions for installing.

20H1612—For 110 to 120-volt, 50-60 cycle current \$1.40 only. Shpg. wt., 4 lbs.

Same but with 20H1835 dry cell instead of transformer.

20H1610 Shpg. wt., 5 lbs. 95c

High Grade No. 18 Annunciator Wire
 Commonly called bell wire. Put up in 1/2 pound coils only. (About 70 feet long). Shpg. wt., 1 lb.

20H1613 Per 1/2 lb. coil \$2.00

Quality Bell and Buzzer
 A well-built two coil bell or buzzer. Operates equally well on dry cells or transformer. Both give loud clear signal.

20H1611—Bell, 2 1/2-in. gong 29c Shpg. wt., 1 lb.

20H1630—Buzzer. Shpg. wt., 3/4 lb. 26c

Bell Buzzer Outfit
 Takes care of both front and rear doors. Outfit includes 20H1630 Combination Bell Buzzer, 20H1620 Transformer, 2 push buttons, 2 70-ft. coils annunciator wire and box of 100 insulated staples. Full directions for installing.

20H1607—For 110 to 120-volt, 50 to 60 cycle current. Shpg. wt., 3 lbs. \$1.95

Combination Bell Buzzer
 Replaces the usual bell and buzzer of unsightly open combination. Attractive in appearance and extra well made. All working parts entirely enclosed by attractive finished metal cover. All parts are concealed and protected by this dustproof and bugproof enclosure. An ornament for the wall instead of the two usually unsightly signal devices. Efficient and easy to install. Similar devices sell for as high as \$1.25 elsewhere.

20H1609—Shpg. wt., 1 lb. 69c

Boys! Learn the Code \$3.45
 Post Paid

“It sure is a dandy!” That’s what all the boys say who have seen this fine telegraph outfit. A little study with this set will be a great help in winning the Scout Merit Badge in wireless telegraphy! Thousands of boys are using it for this purpose—and for short wave radio code practice. Sells for just about HALF the price you’d pay elsewhere.



Outfit comes complete with standard size key and sounder mounted on hardwood base; dry cell; and wire. Sounder lever, binding posts and key switch are of lacquered brass. Instruction book for telegraph set gives the International Morse with conventional signals. Postpaid \$3.45

20H1728—Telegraph Practice Set. Same as above except with buzzer. Postpaid \$2.25

Brass Push Button
 Brass frame 2 1/4-in. diam. Shpg. wt., 1/2 lb. 9c

20H6332 Ea. 9c

BETTER LIGHTING FOR THE FARM AT LESS COST



\$79⁵⁰
CASH

TERMS AS
LOW AS
\$13⁰⁰
DOWN

Sears Roebuck & Co.:
The Farm Lighting Batteries purchased from you are entirely satisfactory. A saving of \$60.00 way one reason I purchased from Sears.
The other was your five year guarantee that we know is O.K.
I bought them to replace a battery for 1½ K.W. Fairbanks Morse plant and they are working perfectly. I had no trouble installing them. They worked perfectly when connected, and were fully charged.
Arthur J. Chapman
Marseilles, Ill.

FEATURES

- PORCELAIN COVERS.** Minimize surface leakage of charge posts causing loss of "charge." Makes cleaning easier. No sealing compound to leak acid.
- COVER SUPPORTED PLATES.** Absence of bottom rests for plates reduces possibility of "shorts" due to failure of rests or formation of sulphate "trees."
- BUILT-IN HYDROMETER.** Shows state of charge of battery at a glance.
- RUGGED PLATE GROUP ASSEMBLY.** Extra heavy post and plate bridge design plus hard rubber rod holds bottoms of plates and separators in place.
- SPECIAL LEAKPROOF GASKETS.** Prevents acid creepage and corrosion of inter-cell connectors.
- LESS ATTENTION.** Longer periods between refilling by having extra volume of solution above plates where circulating value is greatest.
- LONG LIFE.** Heavy duty plates made from pure lead and oxides. Positives, ½ in. thick.

LONG LIFE "POWER MASTER" Farm Lighting Plant Batteries

A greatly improved, more rugged battery built of the highest quality materials and workmanship throughout, thus insuring brighter lights, greater power and longer life. Put new life and pep into your old plant by installing a set of these powerful farm lighting batteries. We guarantee 5 years of satisfactory service. We know of no other 5-Year Guarantee made on a farm lighting battery at such low prices. Sixteen cells make a 32-volt battery. Three and one half sets make a satisfactory 112-volt battery. Heavy flint glass jars. The 20HM1840½ battery is a standard replacement size for the small Delco 80 A.H. battery and 20H1842½ for the large Delco 160 A.H. battery, also for the 1½ k.w. Universal and 1½ k.w. Fairbanks Morse Plants. We recommend the purchase of Extra Heavy Duty sizes where motor driven power devices are to be operated. Shipped complete with connecting lugs and fully charged from factory at MILWAUKEE. Estimated freight rates per 100 lbs.: 150 miles 70c; 300 miles 89c; 500 miles \$1.38; 750 miles \$1.83. Not Prepaid. Send order to Chicago, Philadelphia or Boston. When ordering on Easy Payments Use Time Payment Order Blank in Back of Catalog. Prices shown below are for 16-cell 32-volt batteries. Positive plates, ½ in. thick.

WE GUARANTEE THESE FARM LIGHTING BATTERIES TO GIVE AT LEAST FIVE YEARS OF SATISFACTORY SERVICE

Catalog No.	No. Plates	Plate Size Inches	Amperes Hour Rating	Shpg. Wt. Lbs.	Cash Price	Time Paym't Price	Down Payment	Monthly Payment
20HM1840½	9	5½x5	112	605	\$ 79.50	\$ 87.45	\$13.00	\$ 7.50
20HM1841½	11	5½x5	140	690	99.50	112.00	15.00	9.00
20HM1842½	13	5½x5	168	800	104.00	114.40	17.00	10.00
Extra Heavy Duty Sizes								
20HM1843½	11	5¾x7	210	850	\$119.25	\$131.75	\$20.00	\$11.50
20HM1844½	13	5¾x7	252	1000	132.50	145.75	22.00	12.50
20HM1845½	15	5¾x7	294	1350	154.70	170.20	26.00	14.50

Sears Roebuck & Co.:
I bought your light plant batteries for replacement, and I surely saved money. Any child could install them—light batteries were quoted to me at \$225 a few months before and were a great deal smaller. I have a Delco plant.
A. H. Yenerich, Jr.
Meriden, Ill.
Note: He paid us \$137.50 for bigger batteries and saved \$87.50.

Sears Roebuck & Co.:
I am very glad to give my testimony as to why I advised the landlord of the farm on which I live to purchase light plant batteries from Sears, Roebuck; that our family has been dealing with Sears for many years and they have always been square with us. 2nd—Because they have saved us much money on the merchandise purchased from them. And 3rd—Because they positively live up to their guarantee. The light batteries were for a Stover plant, and are very satisfactory and am sure no better batteries can be bought.
L. E. Carter, Winslow, Ill.



30¢ WLS Dry Cell

FEATURES:

- Moisture-proof seal—Prevents cell from drying out.
- Fluted, highest quality carbon electrode—more active area than round type.
- Depolarizing Mix—highest grade Manganese and other ingredients.
- Large volume of Electrolyte.
- Heavy gauge, best grade Zinc, No. 8 gauge. Insures long life.

All raw materials are finest obtainable. WLS dry cells are the very best No. 6 cells you can buy. They meet the Bureau of Standards and American Standards specifications in every respect.

Similar quality regularly sells elsewhere at 45c. Especially recommended for radio and ignition service where hard use is encountered. Also excellent for bell, annunciator and telephone service. Test 40 amperes. Size, 2½x6 in. Postpaid if included in \$2 order.

20H1820—Each. Shpg. wt., 3 lbs. **30c**
20HM1820—Case of 50. **\$12.00**
Shpg. wt., 116 lbs. Not Prepaid.....

Meteor Dry Cell

20c—For radio, ignition, telephone and bell ringing service. Sears large sales insure fresh cells at all times. Good quality. Test 35 amperes. Size, 2½x6 inches. Shpg. wt., 3 lbs. Postpaid if included in \$2 order.

20H1835—Each. **20c**
20HM1835—Case of 50 cells. Shpg. wt., 116 lbs. Not Prepaid. Shipped freight or express only. **\$8.00**

Hot Spark Batteries

WLS Hotspark

The best 6-volt battery of this type money can buy. For heavy duty service. Metal case is moisture proof making it ideal for marine ignition work. 10¾x7½x2¾ in. Postpaid if included in \$2 order.

20H1832—Each. **\$1.55**
Shpg. wt., 11 lbs.

Meteor Battery

Cased in metal container, sealed against moisture with special composition. For use in ignition work, bells, burglar alarms, lanterns, etc. Size 10¾x7½x2¾ in. Postpaid if included in \$2 order.

20H1830—Each. **\$1.25**
Shpg. wt., 11 lbs.

LIGHTING THE WAY—

"Husky" Lantern

95c

Ideal for farm or general outdoor service, wherever a rugged, dependable lantern is needed. Not affected by wind or rain. Large reflector focuses from a broad spread light to a penetrating beam. Pressed steel case, olive drab finish. Uses two regular No. 6 dry cells. Complete with Mazda bulb. Shpg. wt., 2½ lbs. Postpaid if included in \$2 order.

20H1490—Less batteries..... **95c**
Complete with 2 WLS Dry Cells. Shpg. wt., 8 lbs. **\$1.55**

Shurlite Pocket Lantern

89c

—Interchangeable red and green discs give green, red, or white light. Fits pocket of hunting coat. Broad, brilliant beam. Popular with motorists and suitable for Scout use. New, convenient carrying handle. Uses two flashlight unit cells 20H1401. Complete with Mazda Bulb. Shpg. wt., 2 lbs. Size 3¾x3½x2¾ in. Postpaid if included in \$2 order. **89c**
20H1443—Complete with batteries. **79c**
Less Battery. Shpg. wt., 1½ lbs.

"Marionette" Lantern

Small pocket lantern. Use two unit cells, No. 20H1403. With bulb and batteries. Shpg. wt., 1 lb. Postpaid if included in \$2 order.

20H1414—Each. **48c**
Less battery. Shpg. wt., 1½ lbs. **38c**
Similar to above except larger. Use unit cells No. 20H1401. Shpg. wt., 1½ lbs. **68c**
20H1415—With batteries..... **68c**
Less battery. Shpg. wt., 1 lb. **58c**

For Long Range

\$2.60

Will project a beam almost ¼ of a mile. Handle has "On and Off" switch. 5½ in. head.

20H1458—Less Battery. Wt., 1½ lb. Postpaid if included in \$2 order. **\$1.35**
Complete with Meteor Hot Spark. Postpaid..... **\$2.60**

Jump Spark Ignition Coil

—Heavy duty coils, sealed in moisture-proof wax. Strong hardwood case. For any one-cylinder engine employing a spark plug, regardless of size or engine. Produces a positive hot spark. Size 5¾x3¾x3¾ inches. Postpaid if included in \$2 order.

20H1604—Each. **\$2.45**
Postpaid.....

Wall Light

\$1.25

A new light for closets, unlighted hallways, etc. in fact anywhere that it is not desirable to wire up a regular lighting circuit. Uses 2 flashlight unit cells (20H1401) Complete with bulb and battery.

20H1449—Wt., 1½ lbs. **\$1.25**
Postpaid if included in \$2 order. **\$1.15**
Less Batteries. Shpg. wt., 1 lb.

Make and Break Ignition Coil

—Coil sealed in moisture-proof case. Easily installed. Used with engine up to 2½ H. P. with make and break ignition, including types not employing standard spark plug. Postpaid if included in \$2 order.

20H1600—Coil without switch. Shpg. wt. **75c**
3 lbs. **75c**
20H1602—Coil with switch. Shpg. wt., 3 lbs. **75c**

More than 1,000,000 People Can't be Wrong!

There are over 1,000,000 Shurlite fiber flashlights in daily use in all parts of the country. This fact alone is your guarantee of service, long life and dependability. We guarantee these Shurlite flashlights to have a more powerful piercing beam, a sturdier case and a better switch than any other flashlight selling elsewhere at double our prices.

Amazing Power—Astonishing Range—All Metal Parts Chromium Plated—Will Never Rust, Stain or Tarnish. Won't Bend—Won't Dent—Won't Light Accidentally.

All models focus a brilliant, steady beam or a flooding light as desired. By removing the head of any Shurlite it may be used as a candlelight. Ruggedly built to stand abuse. Equipped with our own patented Shurlite safety switch—an exclusive feature. Switch prevents accidental lighting and permits continuous or "flash" light. Have bulb shock absorber, storage space for spare bulb and end ring hanger. Shurlites are equipped with G.E. Mazda Lamps.



C. J. WESTRICH
Mgr. Electrical Goods Dept.

2 CELL
20H1342
\$1.00

3 CELL
20H1345
\$1.25

5 CELL
20H1347
\$1.95

Fiber Case Flashlights are used by Telephone and Telegraph men everywhere. Fiber cases are 50% stronger than metal and will not dent.



	Auto Type	All Purpose Type	Searchlight Type
Focusing two cell especially suited for motorists. Fits in the side pocket or tool box of your car. Beam range 300 feet.	Focusing two and three cell. Ideal for all around use about home, farm or out of doors. Beam range of two cell 300 feet, three cell 600 feet.	Focusing three and five cell. Large, powerful and with brilliant long range. A favorite with outdoor folks. Beam range of three cell 600 feet, five cell 1200 feet.	
Length.....	6 1/2 inches	7 1/4 inches	9 3/4 inches
Size of head.....	2 1/2 inches	2 3/4 inches	3 1/2 inches
No. of Unit Cells.....	2 Cell	2 Cell	3 Cell
Catalog No.....	20H1342	20H1344	20H1346
Shipping weight.....	2 Lbs.	2 Lbs.	2 3/4 Lbs.
Price—Complete with batteries.....	\$1.00	\$1.10	\$1.25
Price, less batteries.....	90c	\$1.00	\$1.10
Takes Unit Cells.....	20H1401	20H1401	20H1401
Takes Lamp.....	20H1434	20H1434	20H1434

Pressure Test of 494 lbs. Shows Fiber Case Superior

This illustration shows a stock SHURLITE flashlight resisting the tremendous pressure of 494 lbs. in a special testing apparatus. This is more than twice the weight required to crush metal cases and is a convincing reason why fiber cases are superior.



We Pay the Postage on Orders of \$2.00 or More

SHURLITE Pocket Type



59c
And Up

- Bullseye Lens. Metal parts chromium plated.
- Ideal where a compact flashlight is needed.
- Has an safety switch, carrying ring, and fiber case.
- Postpaid if included in \$2.00 order.

SHURLITE Scout or Industrial Flashlight

\$1.49
COMPLETE



- "Short-proof" fiber case.
- Has focusing feature of Shurlite flashlights shown above.

Gas, electric, telephone and public service companies find this type of light most useful for their meter-readers, linemen, repair crews, watchmen and others who must have both hands free to work. Clip on back of flashlight head can be attached to belt or pocket. Metal parts are all bright nickel finish. Complete with 2-cell standard Shurlite Battery and Mazda bulb. Shpg. weight, 2 pounds. Postpaid if included in \$2.00 order.

20H1362.....\$1.49
Less batteries, Shpg. wt., 1 1/2 lbs...1.39



Focusing Headlight

\$3.65
Postpaid

- Focuses 360-foot beam.
- Battery case can be hooked on belt or carried in pocket.
- Complete with 2-cell Shurlite Battery and Mazda bulb.
- Postpaid.....\$2.25
- 20H1447—2-cell Headlight.....\$2.25
- 20H1448—Similar to above but 5-cell. Throws 1200-ft. beam. Complete. Postpaid.....\$2.95
- Combination Headlight and Lantern
- Similar to above but with square battery case for six unit cells. Head may be detached and placed on case making handy lantern. With batteries and bulb. Postpaid.....\$3.65
- 20H1459—Postpaid.....\$3.65

Chromium Plated FLASHLIGHTS

WILL NEVER RUST, STAIN OR TARNISH



85c

\$1.10

\$1.75

Metal Flashlights Meet Navy Specifications

The finest metal flashlights ever produced! Brilliant, mirror-like chromium plating adds striking beauty and assurance of long, dependable service. All lights focus a broad spread light or a penetrating beam. Strongly reinforced to prevent denting and bending. Exclusive ball-bearing switch, positive and quick acting. Have bulb shock absorber, end hanger and spare bulb receptacle. Complete with genuine Mazda lamps. Postpaid if included in \$2.00 order.

Style	Auto Type	All Purpose Type	Searchlight Type
Length.....	6 3/8 inches	9 1/4 inches	14 inches
Size of Head.....	2 1/8 inches	2 3/4 inches	3 1/2 inches
No. Cells.....	2-cell	3-cell	5-cell
Beam Length.....	300 ft.	600 ft.	1200 ft.
Catalog No.....	20H1740	20H1741	20H1743
Shpg. Wt.....	2 lbs.	3 lbs.	4 lbs.
Price Complete With Batteries.....	85c	\$1.10	\$1.75
Price Less Batteries.....	75c	95c	\$1.50

Similar to above. Finished in durable "Black" enamel with nickel plated fittings.

Style	Non-Focusing Bulls Eye Lens Pocket Type	Auto Type Focusing	All Purpose Focusing	Searchlight Focusing
No. Cells.....	2 Baby Cells	2-Cell	3-Cell	5-Cell
Catalog No.....	20H1729	20H1730	20H1731	20H1733
Shipping Wt.....	2 lbs.	2 lbs.	3 lbs.	4 lbs.
Price Complete With Batteries.....	50c	69c	90c	\$1.50
Price Less Batteries.....	40c	59c	75c	\$1.25

Genuine Mazda Lamps

20H1434 Genuine Mazda Flashlight Lamps give the maximum light with minimum battery consumption. Package of Two. Shipping wt., 1/2 lb. Postpaid if included in \$2.00 order.

Cat. No.	Rating Volts	Type	Price Pkg. of Two
20H1434	2.5	2-cell focusing	15c
20H1424	2.5	2-cell non-focusing	19c
20H1432	3.8	3-cell focusing	15c
20H1430	6.2	5-cell focusing	20c
20H1428	1.25	Single-cell Lantern	17c
20H1438	2.4	Double-Cell Lantern	19c
20H1436	5	Railroad Lantern	28c

SHURLITE "LONG LIFE" Flashlight Batteries

—Fit all flashlights. U. S. Bureau of Standards tests show standard size checks better than 500 minutes of service. Wear-antee fresh stock. The highest quality cell obtainable! Usual price elsewhere 10c. You will find these Shurlite unit cells powerful, reliable and long lived. If a half dollar will fit into your flashlight battery spare order unit cell 20H1401. If it will not, order unit cell 20H1403. Postpaid if included in \$2.00 order.

20H1401—Regular Unit Cell. 1 1/2 inches in diameter. Shpg. wt., 5/8 lb. Each. In lots of six, shpg. wt., 2 3/4 lbs. Six for.....**.27**

Case of 50 cells. Wt., 16 lbs.....**\$1.95**

20H1403—Baby Unit Cell. 1 inch in diameter. Shipping wt., 1/4 lb. In lots of six, shpg. wt. 1 1/2 lbs. Six for.....**.27c**



We Pay the Postage on Orders of \$2.00 or More. Sears, Roebuck and Co. C101 819

REDUCED AGAIN! 25% LOWER Than Elsewhere



29c
EACH



60c
EACH

Lowest Price Since 1917

- Compare prices and quality elsewhere. You cannot beat this big money saving offer.
- Made of bright finish smooth IX tin plate.
- Inside seams smoothly soldered.
- Heavy bail, wood grip.
- Stock up now on these handy pails at these unusually low prices. For biggest savings buy 3.
- Capacity, each pail, 12 qts. Wt., each, 29½ lbs.

99H746—Each.....29c
3 for.....85c

Usual 75c Value Elsewhere

- Charcoal plate mirror finish. Easily cleaned, always looks new.
- Meets dairy law requirements of all states for open top pails.
- All seams both inside and out and around ears are smoothly soldered. Dirt cannot collect.
- Heavy wire bail.
- Capacity, 12 qts. Wt., each, 21½ lbs.

9H2954—Each.....\$0.60
3 for.....1.65

25% Lower Than Elsewhere
3 FOR

\$1.10



10-QUART

Extra heavy XXX coke tinned milk pails at much less than prices usually asked for ordinary XX grade elsewhere. Heavy wired top rim and bail. Inside seams carefully soldered. Heavily tinned ears. Sturdily built for long wear.

Cap.	Wt. Each	Each	3 for
10-qt.	3½ lbs.	40c	\$1.10
12-qt.	4 lbs.	45c	1.20
14-qt.	4½ lbs.	55c	1.50

Extra Quality

As above but better quality. XXX mirror finish charcoal tin plate, always bright and easily cleaned. All seams, inside and out, carefully soldered. Meets dairy laws of all states for open top pails.

Cap.	Wt. Ea.	Each	3 for
10-qt.	3½ lbs.	65c	\$1.80
12-qt.	4 lbs.	70c	1.95
14-qt.	5 lbs.	75c	2.10

Cream Setting Cans

Tight fitting cover. Strongly riveted ears, wood grip bail.

Trade Size, 14-qt. Actual capacity, 13 qts. Wt., each, 5½ lbs.

99H2529.....48c

3 for.....\$1.30

Trade Size, 20-qt. Actual capacity, 19½ qts. Wt., each, 6½ lbs.

99H2530.....\$0.70

99H2531—2 for.....1.20

Heavier Cans of high quality mirror finish charcoal tin plate. Similar to above, extra deep outside cover. Not shown.

Trade Size, 14-qt. Actual capacity, 13 qts. Wt., each, 6½ lbs.

99H2521—Each.....\$0.90

3 for (Postpaid).....2.55

Trade Size, 20-qt. Actual capacity, 19½ qts. Wt., each, 7½ lbs.

99H2522—Each.....\$1.15

2 for (Postpaid).....2.15

Steel Cow Hobbles

Rope adjusts quickly; won't cut cows' legs. On or off in a jiffy. May be drawn up or loosened with one hand. Wt., 2 lbs.

9H6040—For small or medium size cows.....55c

9H6041—For large cows.....55c

Milk Stirrer and Sampler

Sturdy. Heavily tinned. Handle welded to bowl. Large rigid grip. Made to stand hard wear.

9H2905—Wt., 1 lb.....38c

Modern Dairyman Pails

90c



12-QUART OPEN PAIL

Made not only to meet the needs of dairymen, but to pass the rigid sanitary requirements and laws of all states for open top pails. Heavy XXXX 5A dent-resisting charcoal tin plate. Highly polished mirror finish. Always bright, easily cleaned. All inside and outside seams and around ears smoothly soldered. Strong, double swedged bottom joints. Pail rests on reinforced outside bead. Heavy bail supported on ears securely riveted. Hooded pail has regulation size opening.

	Cap., Qts.	Wt., Lbs.	Open Pail	Hooded Pail
99H749	12	4½ lbs.	\$0.90	1.00
99H748	14	6	1.00	1.10
99H2926	12	6	1.25	1.40
99H2927	14	6½ lbs.	1.40	1.50

Sanitary Strainer Pails

Soldered seams, sanitary finish. Fine mesh brass strainer. Heavy wire bail. Grip at bottom.

99H2900—12 qts.....98c
14 qts. Wt., 5 lbs.....\$1.10

All Steel Milking Stool

All steel, electrical-ly welded. Gray enameled. Sturdy. 11½ in. high. Wt., 3 lbs.

9H2885.....55c

Safety for the Milker

Galvanized metal collar bands fit around hind legs of cow. Strongly galvanized steel chain can be drawn up, making any adjustment desired to prevent cow from kicking or side stepping while being milked.

9H6043—Wt., each, 1½ lbs. Each.....21c; 3 for.....55c

For Cattle Halters see Harness Pages or refer to Index.

We Pay the Postage on Orders of \$2.00 or More

...WE HAVE SACRIFICED

Improved ELGIN Glass Butter Churns

With 4-Blade Hard Maple Dasher

These Glass Churns are approved by Good Housekeeping Institute. Just the right churn for home use to use that surplus cream. Makes the fine granular grade of butter in 5 minutes. Maple dasher does not impart metallic flavor to butter and the 4 blades do churning and mixing thoroughly and in the quickest time. Accurately fitted gears. Runs easily and smoothly. Screw top of mirror finish charcoal tin plate. Glass jar has wide mouth for easy cleaning. Handy for mixing malted milk, salad dressing and whipping cream. Wt., 2-qt. churn, 5 lbs.; other sizes, Postpaid.



\$1.25
2-QUART

	Complete Churns		Extra Jars		Each	
	Cap., Qts.	Each	Cap., Qts.	Wt., Lbs.		
9H2911	2	\$1.25	9H2912	2	3½	\$0.70
99H741	4	2.10	99H742	4	5½	0.90
99H741	6	2.55	99H742	6	6½	1.15
99H741	8	3.35	99H742	8	7½	1.40

ELGIN Metal Churns

Makes the perfect fine granular grade of butter. Used by agricultural colleges for demonstrating scientific butter making. Hard maple removable dasher with four scientifically placed blades revolving in square container gets all the butter in granular form in 8 to 10 minutes. Well constructed heavy steel can, triple tinned. Gears, wheels and top castings accurately fitted. Prepaid.

99H2596	Cap., 2 gal.	Churns 1 gal.	\$2.75
99H2597	Cap., 3 gal.	Churns 2 gal.	3.60
99H2597	Cap., 4 gal.	Churns 2½ gal.	4.20
99H2599	Cap., 6 gal.	Churns 4 gal.	4.85

Cedar Cylinder Churns

The 4-paddle dasher churns butter quickly. Made of clear straight grained cedar. Galvanized iron hoops. Heavily tinned cast iron crank locked to churn with thumbscrew and clamp. Prepaid.

	No.	Holds	Churns	Each
99H2613	1	3 gal.	2 gal.	\$3.55
99H2614	2	4 gal.	2½ gal.	4.25
99H2615	3	7 gal.	4 gal.	5.00
99H2616	4	10 gal.	6 gal.	5.95

Genuine STAR Barrel Churns

The standard for years. Barrel is made of selected oak, varnished. Bound with strong, steel hoops. Mounted on sturdy frame. Prepaid.

	Cap.	Churns	Each
99H2592	6 gal.	3 gal.	\$5.15
99H2593	10 gal.	5 gal.	6.00
99H2594	15 gal.	7 gal.	6.85
99H2595	20 gal.	10 gal.	8.50

Genuine STAR Power Churns

Has 12-in. tight and loose pulleys, which take a 2-in. belt. Correct churning speed between 50 and 60 R.P.M. Can be used with gasoline engine or ½-H.P. electric motor. Shipped freight or express, Not Prepaid, from Factory in NORTHERN ILLINOIS.

	Cap.	Churns	Shpg. Wt.	Each
99H8348½	15 gal.	7 gal.	60 lbs.	\$9.85
99H8350½	20 gal.	10 gal.	70 lbs.	11.40
99H8350½	25 gal.	12 gal.	90 lbs.	12.65
99H8351½	35 gal.	16 gal.	100 lbs.	14.40

Improved Milk Coolers and Aerators

\$5.75
18-qt.



Cools milk or cream quickly; aerates it, removing animo odors. Heavy tin plate. Galvanized steel bottom. Double cheesecloth strainer, spring clips and directions. Not Prepaid.

99HM2532—18 qts. For 5 to 25 cows.....\$5.75
99HM2533—34 qts. For 25 to 50 cows. Shpg. wt., 33 lbs.....\$7.50
99HM2534—52 qts. For 50 to 100 cows. Shpg. wt., 37 lbs.....\$8.90

Double Can Cream Separator

\$5.15
4-GAL.

Separates cream in 4 to 6 hours. Glass gauges show depth of cream. Separate faucets for drawing off milk and water. Inner can heavy tin plate. Outside can galvanized iron. 4-gal. and 6-gal. sizes Prepaid. Larger sizes shipped freight or express only. Not Prepaid.

	Cap., Inner Can	Shpg. Wt., Lbs.	Each
99H2562	4 gal.	14	\$5.15
99H2563	6 gal.	16	5.80
99H2564	8 gal.	20	6.20
99H2565	10 gal.	22	6.70
99H2566	12 gal.	25	7.20

BLUE RIBBON Cream Separator With 3 Gauges

Dairymen for years have used this type of separator. It is inexpensive, efficient and easy to use. Our BLUE RIBBON is the best of its kind. Tank heavily tinned. Outside blue enameled. Three gauge glasses make entire process of separation visible. Includes tank, tin tube, faucet, steel strainer, cone shape brass mesh strainer, removable hard-wood legs and instructions for operating. 10 and 14-gallon sizes Prepaid. Larger sizes shipped freight or express, Not Prepaid.

	Cap., Gal.	Shpg. Wt.	Each
99H2550	10	14 lbs.	\$2.85
99H2551	14	16 lbs.	3.90
99H2552	18	20 lbs.	4.75
99H2553	24	22 lbs.	5.75
99H2554	32	33 lbs.	6.75

PROFITS on FARM NEEDS

MODERN DAIRYMAN Improved Filter Strainer

Price Cut to \$1.40
 —Speedy, perfect filtration. Takes milk rapidly.
 —Durable heavy tin plate.
 —Positive lock keeps strainer disc in place.
 —Protective band around bottom prevents injury if strainer is dropped.
 With 6-in. MODERN DAIRYMAN disc. Uses 5%, 6 or 6½-in. discs. Weight, 4½ lbs. **\$1.40**
 9H2894—13-qt. size. **\$1.40**
 9H2910—As above but 16-qt. with side handle for carrying or hanging. Postpaid. **\$2.25**

FLO-FAST Improved Milk Strainer

Our Price Saves You 20%
 —Extra heavy material—tinned and retinned.
 —Bottom edge protected by heavy band.
 —Sanitary soldered; no open seams inside or out.
 —Concave extra heavy baffle plate holds cotton disc in place yet permits ample room for disc expansion and eliminates springs or locking devices.
 —Only 2 parts to wash.
 —Specially designed heavy bottom steel disc provides 85% clear flow, insuring faster straining.
 —Fits 6 or 7½-in. neck milk cans. With 6-in. MODERN DAIRYMAN cotton disc.
 —Uses 5%, 6 or 6½-inch disc. Wt., 5½ lbs.
 9H2873—Cap., 13 qt. **\$1.75**

MODERN DAIRYMAN Strainer Discs

Our Extra Quality. Made of pure long staple cotton. They show they will filter four to six cans of milk without slowing down and get all the dirt at the same time. Each disc is a perfect worker, easily handled. Gauze faced, are much stronger; better for large dairies.

Plain	Carton of 100	Carton of 300	One Side Gauze Faced	Carton of 100	Carton of 300
	Wt. 3½ lb.	Wt. 1 lb.		Wt. 1 lb.	Wt. 1 lb.
	9H2972	9H2973		9H2963	9H2964
5½-in.	30c	\$0.80		50c	\$1.35
6-in.	35c	.95		55c	1.50
6½-in.	40c	1.10			

WE PAY THE POSTAGE ON ORDERS OF \$2.00 OR MORE

100 FOR

25c And Up

Our Standard Quality. Dealers usually only handle this grade. We recommend our extra quality, shown above.
 9H2881—100 in carton. **9H2908—300 in carton.**
 6-in. Wt., 3½ lb. **25c** 6-in. Wt., 1½ lb. **69c**
 6½-in. Wt., 3 lb. **30c** 6½-in. Wt., 1½ lb. **85c**

MODERN DAIRYMAN Sanitary Milk Cans



\$2.20 5-Gal. With Plug Cover

Our prices save you 50c to \$1.00 per can. Extra strong. Heavy gauge steel seamless neck and breast prevents stretching of necks and insures proper fit of covers. Improved continuous electric welding provides smooth breast and side seams. Hand dipped several times in pure tin. Bottoms soldered to cylinder and riveted on heavy weight cans. Meets sanitary requirements of all State laws. Sanitary handles. 5-gal. cans have 6½-in. necks; 8 and 10-gal. cans 7¼-in. neck.

7¼-in. neck cans empty faster, are cleaned easier and stack better. All milk cans shipped Not Prepaid.

Standard Pattern Milk Cans

Regular Weight	Approx. Wt. With Plug Cover	99HC2517	Approx. Wt. With Umbrella Cover	99HC2518
5 gal.	12 lbs.	\$2.20	13 lbs.	\$2.35
8 gal.	16 lbs.	2.95	17 lbs.	3.10
10 gal.	18 lbs.	3.20	19 lbs.	3.35

Heavyweight	Approx. Wt. With Plug Cover	99HC2519	Approx. Wt. With Umbrella Cover	99HC2520
8 gal.	20 lbs.	\$3.35	21 lbs.	\$3.50
10 gal.	24 lbs.	3.70	25 lbs.	3.85

99HC745—28-lb. Cleveland Pattern Milk Can. Cap., 10 gal. Same as our regular cans but with reinforcing steel hoop inside at bottom as shown above. Umbrella cover. Shipping weight, 28 pounds. Not Prepaid. **\$3.95**

99HC2556—28-lb. New York Pattern Milk Can. Cap., 10 gal. Same as our Cleveland pattern above but with drop handles. Shpg. wt., 28 lbs. Not Prepaid. **4.00**

Milk Bottle Brush

Horsehair, securely fastened. Stiff tampico end tuft. Long wood handle. Length, over all, 16 in. Wt., 7/16 lb. **9H2876.....13c**

Milk Can Brush

9H2895—St. I palm set to fiber tufts. Wood handle with eyelet. Length, 21½ in. Wt., 1 lb. **38c**

Front Carrier for All Model "A" Fords

Former Price Reduced 20%
 Holds two 5-gallon milk cans. For hunting, fishing, touring, camping. With lid removed, will carry bulky articles.
 Closed, with lid it holds as much as 2 suitcases. Galvanized iron, black enameled, to match fenders. 16 in. wide by 11 in. deep. 22 in. at front; 18 in. at back. With cover and directions. **99H740—Postpaid.....\$3.25**

Brass Strainer Cloth

Buy now, save 20%. For straining milk, sausage line, kalsomine, etc. 80 mesh to the inch. Rolls 5 feet long, 1 foot wide. Wt., 1/16 lb. **9H2877 Per roll.....75c**

Milk Kettles or Carrying Cans

Handy for carrying milk from barn to milk house. Finest, extra heavy charcoal tin with mirror finish. Easily kept bright and clean. Carefully soldered. Heavy steel ball. Raised bottom. Can rests on beaded rim. **\$1.00 4-Qt.**

Cap., Qts.	Wt., Approx.	Price
4	2½ lbs.	\$1.00
8	3½ lbs.	1.40
12	4½ lbs.	1.85
20	Postpaid.	2.35



18c FOR 500 STANDARD CAPS

Greater Savings on Dairy Needs

Genuine BABCOCK Milk and Cream Testing Outfits



Our Genuine Babcock Milk and Cream Testing Outfit provides an economical and reliable means for testing milk for cream and butter fat. Outfit is furnished complete with test bottles, measures, brushes and directions but without acid. May be clamped or bolted to table or bench. **\$6.15 FOR MILK Postpaid**

99H2574—Four-bottle size for milk. Postpaid. **\$6.15**
 99H2573—Four-bottle size for milk and cream. Postpaid. **\$6.85**

Genuine Kimble Glassware for Babcock Testers
 9H2882—50 per cent cream bottles. Wt., 3/16 lb. Each. **30c**
 9H2884—10 per cent milk bottles. Wt., 1/16 lb. Each. **25c**
 9H2886—50/100 of 1 per cent skim milk bottles. Wt., 1/16 lb. Each. **80c**
 9H2888—17.6-18-M/L combination milk and cream pipettes. Wt., 7/16 lb. Each. **30c**
 9H2890—17.5-M/L acid measures. Wt., 1/16 lb. Each. **15c**

Chatillon Dairy Scale \$3.00

Guaranteed accurate. Postpaid rate. Weighs up to 40 lbs. by tenths of a pound. 7-inch solid brass dial. Has two pointers, one for actual weight and one for indicating tare weight of pail. Postpaid. **9H2900.....\$3.00**

Genuine Pelouze Dairy Scales at Cut Prices

Standard in all big dairies. Approved by state departments of weights and measures, and State Sealers of New York and Pennsylvania. (Serial No. F.O.) 7-in. dial distinctly marked. Adjustable hand permits easy reading of net weight of milk in pail. Directions furnished.

9H2898—Cap., 40 lbs. by tenths of a lb. Postpaid. **\$3.50**
 9H2899—Cap., 60 lbs. by tenths of a lb. Postpaid. **\$4.50**
 9H2901—Cap., 120 lbs. by ½ of a lb. Postpaid. **\$5.65**
Milk Record Blanks
 9H2897—100 7-day sheets. Wt., 1 1/16 lbs. **35c**

Milk Can Strainer

20% less than 1931 price. Seamless, heavily tinned bowl, 10½ in. across top; 4½-in. fine mesh brass strainer. Wt., 1 lb. **9H2896.....40c**

PRICES 25% LOWER Than Elsewhere

Standard size. Waterproof, paraffined on both sides. Tube with 500 caps is especially adapted for use in capping machine. Wt. of 500, 1½ lbs. Pkg. of 2,000 weighs 4½ lbs. 14-qt. pail with 4,000 caps is galvanized; wt., 12 lbs. Carton of 10,000, wt., 22 lbs. Plain caps are .035 in. thick; pull caps .040 in. thick.

	Standard Caps	Pull Caps
Tube of 500..	9H2887 \$0.18	9H2882 \$0.27
Pkg. of 2,000	9H2893 .65	9H2980 .95
Pail of 4,000.	99H2560 1.60	99H2561 2.25
Carton of 10,000	99H2588 3.00	99H2589 4.60
Bulk, 30,000.	99HM2585 10.50	99HM2591 18.00

Printed Milk Bottle Caps

Standard No. 2 size. Designs as illustrated. Designs Nos. 1, 2 and 4 printed Blue; No. 3 printed Red. Specify design wanted.

	Standard Caps	Pull Caps
Tube of 500..	9H2978 \$0.20	9H2979 \$0.29
Bulk, 50,000.	99HM8000 13.00	99HM8010 19.00
50,000 in tubes of 500..	99HM8012 14.50	99HM8013 20.50

Special Printed Milk Bottle Caps With Your Own and Dairy Name

Standard No. 2 size. Printed with your name, address and dairy in red or blue. Send sample of lettering and state color. Not furnished in quantities less than 50,000. Write for circular.
 99HM8008 1/2—Standard caps. **\$15.00**
 99HM8011 1/2—Pull caps. **20.00**
 Packed in tubes of 500 for \$1.50 extra. No extra charge for 2 color caps.

All orders for 50,000 caps (weight about 140 lb.) shipped freight or express. Not Prepaid, from factory in Missouri or Ohio, whichever is nearer you. All quantities less than 50,000 caps shipped from our stock and prepaid if part of order of \$2.00 or more.

Milk Bottle Capper

Regular price elsewhere \$25.00.

A real hand milk bottle capper of simple construction. Strong and sanitary. Made of nickel plated bronze, and aluminum. Weighs only four pounds. No intricate mechanism to get out of order. The most sanitary machine on the market. Operates by other dirt catchers. Operates by gravity. Takes standard No. 2 Caps, plain or pull variety. Complies with all new dairy laws. Postpaid. **9H2950.....\$19.00**

Finest Grade Milk Bottles

\$1.20 3 DOZEN 1/2 PINT



Best quality clear flint glass, properly annealed. Smoothly finished. Accurate. Comply with all state laws. Take standard No. 2 milk bottle caps listed above. Shipped freight or express only. Not Prepaid.

Cat. No.	Size	Wt.	Price
99HM2603	1/2 Pt.	30 lbs.	\$1.20
99HM2604	Pt.	44 lbs.	1.50
99HM2605	Qt.	68 lbs.	2.10

99HM2580	1/4 Pt.	58 lbs.	\$2.25
99HM2581	Pt.	87 lbs.	2.90
99HM2582	Qt.	135 lbs.	4.00

99HM2600	1/2 Pt.	116 lbs.	\$4.20
99HM2601	Pt.	174 lbs. <td>5.50</td>	5.50
99HM2602	Qt.	270 lbs. <td>7.50</td>	7.50

Estimated freight charges per 100 lbs. on milk bottles: 150 miles, 51c; 300 miles, 64c; 500 miles, \$1.01; 750 miles, \$1.33.

Bottle Carrier

25% Lower Than Previous Prices
 Heavy tinned wire, welded joints. Easy to handle. Holds 6 one-qt. or 12 half-pint bottles. Bottles not included. Priced extra low. Wt., 1 1/16 lbs. **9H2891.....60c**



Single Valve Bottle Filler

Our price saves you \$1.00 to \$2.00. Fills bottles quickly. Won't overflow. Tank made of heavy gauge seamless steel with heavy coating of tin. Will pass all state inspections. Lifting filter from bottles closes valve automatically. Handles securely riveted to tank. Cap., 12 qts. Postpaid. **99H2590.....\$6.95**



We Guarantee Safe Delivery of All Our Shipments

NEW LOW PRICES



LONG WEAR Heavy Strap
End Singletrees for Plows

The most popular type on the market. Selected seasoned hickory, good heavy stock. Varnished. Strongly reinforced with heavy iron straps to prevent splitting and give added strength. Wrought steel drop hooks. Length, 30 in.; diameter, 2 3/8 in. Wt., 4 lbs. Postpaid if part of \$2.00 order.

47c

99H6303..... 47c



LONG WEAR Heavy Full Strapped Singletrees

Made of selected air seasoned hickory, varnished. Full strapped for extra wear and to prevent splitting. Wrought steel drop hooks. Buy these extra strong LONG WEAR singletrees reinforced with full strap for lasting satisfaction. Postpaid when included in \$2.00 orders or more.

63c

99H6301—Size, 2 3/8 x 30 in. For plow. Wt., 6 lbs. 63c
99H6302—Size, 2 3/8 x 36 in. For wagon. Wt., 7 lbs. 87c



LONG WEAR Heavy Hickory Wagon Set

Thoroughly seasoned, sound hickory, varnished. Doubletree, 2x4x8 in.; two full strapped singletrees, 2 3/8 x 36 in.; neckyoke, 2 3/8 x 40 in. Steel plates, clevises, straps, hooks and stay chain rings. Extra heavy, extra strong and long wearing. We guarantee you will not find better value anywhere. A full strapped set for less than usually asked for strap end sets. Shpg. wt., 36 lbs.

\$2.95

99H6308—Not Prepaid..... \$2.95



LONG WEAR Ironed Wagon Neckyoke

Selected hickory, heavy rings and ferrules. Varnished. Lgth., 40 in. Center diameter, 2 3/8 inches. Wt., 8 lbs. Postpaid if part of \$2.00 order or more.

\$1.15

99H6280..... \$1.15



LONG WEAR Ironed Wagon Doubletree

Selected hickory, varnished. Wrought iron top and bottom plates and clevises with stay chain rings. Size, 2x4x8 in. You pay less for LONG WEAR quality than others ask for inferior grades. Postpaid if part of \$2.00 order.

\$1.20

99H6306—Wt., 12 lbs. \$1.20



LONG WEAR 2-Horse Plow Evener

Selected air seasoned hickory, varnished. Wrought steel straps and hooks. Doubletree, 1 3/4 x 3 1/2 x 42 in.; singletrees, 2 3/8 x 30 in. Postpaid if part of \$2.00 order.

\$1.75

99H6295—Wt., 15 lbs. \$1.75
99H6297—Doubletree only. Varnished hickory. Clevises on each end. Size, 1 3/4 x 3 1/2 x 42 in. Wt., 8 lbs. 95c



LONG WEAR 3-Horse Sulky Plow Evener

With straps for plows with cross clevis; malleable clevis for plows with vertical clevis. Easily changed into doubletree set. Selected hardwood, painted. Singletree, 2 3/8 x 28 in. Strap end and steel hooks. Main evener—wood. 2x4x46 in. Not Prepaid. Shpg. wt., 38 lbs.

\$4.25

99H6322..... \$4.25

LONGWEAR Wagon Irons at a Big Saving

Steel Singletree Hooks and Straps

Hooks, 3/4-inch round part. Postpaid if part of \$2.00 order.

99H3396—Pair hooks and pair straps. Wt., 2 lbs. 27c; 6 for..... \$1.55
99H3397—Straps only. Wt., pair, 1 lb. Pair..... 18c; 6 for..... \$1.00
99H3395—Hooks only. Wt., pair, 1 lb. Pair..... 13c; 6 for..... 72c

99H3388—Steel Singletree Center Clips. 3/8-in. Wt., each, 3/16 lb. Postpaid if part of \$2.00 order. Each..... 14c; 6 for..... 78c

Steel Clips and Rings. Fit 2 to 3-in. singletrees. Clip, inch, round part..... 7/8 3/8 3/4 3/8 3/4
Wt., each, lbs. 15c 16c 15c 14c
99H3392—Each..... 15c 16c 15c 14c
6 for..... 85c 90c \$0.48 1.00

99H3401—McPhail Singletree Hooks. Malleable iron, drop hook style. Postpaid if part of \$2.00 order. Opening, inches..... 1 1/2 1 3/8 1 1/2
Wt., pair, lbs. 1 1/2 1 3/8 1 1/2
Pair..... 12c 14c 12c
6 pairs..... 65c 77c

Singletree Hooks and Ferrules. Wrought hooks, malleable ferrules. Postpaid if part of \$2.00 order. Opening, small end, in..... 1 1/2 1 1/2 1 1/2
Wt., pair, lbs. 1 1/2 1 1/2 1 1/2
99H3380—Pair..... \$0.25 \$0.29
6 pairs..... 1.40 1.65

99H3105—Wagon Skeins for Wood Wheels only. Cast iron. With boxes. Extra thick at bottom of spindle, extra strong at collar. If less than complete set is ordered state whether right or left hand. Not Prepaid. Size, in..... 2 3/8 x 8 1/2 3 3/8 3 1/4 x 10
Shpg. wt., lbs. 47 57 73
Set of 4..... \$5.70 \$6.30 \$7.40



LONG WEAR Wheels
For Light Wagons and Buggies

Sarven Pattern. Complete with tires. We do not set axle boxes in hubs. Half sets at one half price of full sets.

High grade wheels—spokes made of seasoned straight grained hickory stock. Extended malleable iron flange on hub. Round edge steel tire bolted between each spoke. Finished with oil and lead. Shipped promptly from factory in Ohio. Any height from 34 to 44 in. can be furnished. State height wanted. Not Prepaid.

\$12.75

SET OF 4
99HM8383 1/2

Catalog Number	Kind of Wheels	Size Tire, In.	For Axle, In.	Shpg. Wt., Set, Lbs.	Set of 4
99HM8383 1/2	Narrow Light Buggy....	7/8 x 1/4	3/8 to 1x6 1/2	87	\$12.75
99HM8384 1/2	Regular Heavy Buggy....	1 x 1/4	3/8 to 1x6 1/2	98	13.75
99HM8386 1/2	Light Spring Wagon....	1 1/4 x 3/8	1 1/4 x 7 1/2	165	18.50

99HC3121—Buggy, Surrey and Light Wagon Axles. Collinge collar long distance short bed axle. If less than complete set is ordered state whether right or left hand. Not Prepaid.

Size, inches	Weight, lbs.	1x6 1/2	1 1/8 x 7	1 1/4 x 7	1 1/4 x 7 1/2
.....	27	30	41	44

Set of 4..... \$5.90 \$6.95 \$8.70 \$9.45



LONG WEAR 4-Horse Plow Evener

For gang, sulky and disc plows. Close up hitch. Hardwood, painted red. Drop hooks. Shpg. wt., 60 lbs. Shipped freight or express. Not Prepaid, from factory in Southern Illinois.

\$5.50

99HM8440 1/2..... \$5.50



LONG WEAR 3-Horse Wagon Equalizer

Used with any implement that has a tongue. Constructed so that each horse pulls an equal load. Made of heavy, clear oak. Main evener, 2x5x44 in. Singletrees, 2x3x32 in. Painted red. Tongue not included. Shipped freight or express. Not Prepaid. Wt., 48 lbs.

\$5.40

99HM1080..... \$5.40



All Steel Adjustable Tongue Hound

Extra heavy. Easily attached. Painted red. Front adjustable from 10 to 12 1/2 in. Rear adjustable from 15 1/2 to 22 in. For 3/2 or 4-in. wood tongue. Prepared.

\$3.15

99H3220..... \$3.15



LONG WEAR Wagon Bolsters

Seasoned solid oak, painted red. Stakes 12 in. high. Narrow track. Front bolsters have bottom plate. Not Prepaid.

Size, In.	Shpg. Wt., Lbs.	99HC3129 Hind	99HC3131 Front
3 1/4 x 4 1/2 x 38	31	\$2.70	\$3.35
3 1/2 x 4 1/2 x 38	34	3.40	3.85

Wagon Bolster Stakes

Hardwood, painted red. Steel pockets, straps and bolts, 12 inches high. Weight, 5 lbs. Postpaid if included in \$2.00 order.


99H3157—Each..... 78c



LONG WEAR Oak Wagon Tongues

Straight grained, air seasoned, tough oak painted red, 11 1/2 ft. long, 3 1/2 in. thick, steel tongue cap. All steel hound adjusts 15 1/2 to 22 in. wide end. Painted red. Shipped freight or express. Not Prepaid. Shpg. wt., 53 lbs.

99HM3581..... \$6.45



SUNBAR Large Wagon Umbrellas

Large striped tri-color, or solid buff umbrella. Gives protection from sunshine or rain. Popular and practical for lawn, playground, or bathing beach. Always useful on wagon or implement. Spread, about 5 ft. 3 in. Fixture and screws for attaching to wagon included. Postpaid.

99H3082—Extra quality colored drill. Striped in orange, blue and white..... \$2.90
99H3080—Standard grade solid buff color drill..... 2.45
99H3456—Implement Umbrella Holder. Iron. Wt., 2 lbs. Postpaid if part of \$2.00 order..... .73

When Items on Which We Ordinarily Pay Postage Are Shipped by Freight, We Will Make an Allowance on Your Bill for a Proportionate Amount of the Shipping Charges.

Steel Wagon Box Rods

3/4-inch. Length is from upper shoulder to point of rod. Wt., each, 2 lbs. Postpaid if part of \$2.00 order.

99H3144—3 ft. 3 in. long. For narrow bed..... 16c
99H3145—3 ft. 7 in. long. For wide bed..... 21c

Wagon Box Strap Bolts

99H3446—Steel. Straight, with nut. Postpaid if part of \$2.00 order.

Lgth.	Diam.	Wt.	Set of 8
12	1/2 in.	5	\$0.79
14	3/8 in.	6	.93
16	3/8 in.	7	1.10

Wagon Box Strap Bolts

99H3442—Steel. Hooked, with nut. Postpaid if part of \$2.00 order.

Lgth.	Diam.	Wt.	Set of 8
14	3/8 in.	8	\$1.15
16	3/8 in.	9	1.40

Steel Stake Pockets

Size, about 3x 1/2 x 5 1/4 in. For tapered stakes 2 1/2 x 1 1/2 in. at top and 2 1/2 x 1 1/2 in. at bottom. Weight, each, 1 1/2 lb. Postpaid if part of \$2.00 order.

99H3420—Each..... 10c
6 for..... 55c

Steel Wagon Box Side Braces

Diameter, 1/2 inch. Length, 15 1/2 in. With nuts. Weight 1 pound. Postpaid if part of \$2.00 order.

99H3438..... 14c

99H3448—Pole Caps, with Hold-back. One piece heavy wrought steel. Length, about 19 in. Wt., each, 2 lbs. Postpaid if part of \$2.00 order. Each..... 21c; 6 for..... \$1.23

99H3432—Steel Neckyoke Center. Ring. 3/8 x 3 1/2 inches inside diameter; 3/8-in. eyes. Postpaid if part of \$2.00 order.

Wt., each, 2 1/2 lbs. Each..... \$0.36
6 for..... 2.05

99H3428—Neckyoke Ferrules and Rings. Ring, 3/8 x 3 in. Postpaid if part of \$2.00 order.

Opening, small end, in.	1 1/2	1 3/8	1 1/2
Wt., each lbs.	3/8	1/2	1 1/2
Each.....	14c	17c	77c
6 for.....			95c


99H3414—Swivel End Clevis. Malleable iron. 3/4-inch opening. Wt., each 1 lb. Postpaid if part of \$2.00 order.

Each..... \$0.23
6 for..... 1.30

99H3404—Malleable Wagon Clevis. Screw pin. Postpaid if part of \$2.00 order.

Opening, inches.....	2	2 1/2
Length, inches.....	4 1/2	6
Wt., each, lbs.	1	1 1/2
Each.....	13c	\$0.18
6 for.....	72c	1.00

WE PAY THE POSTAGE ON ORDERS OF \$2.00 OR MORE



Complete Set of 4 WEARWELL Steel Wheels

For 4 Without Skains
\$13⁹⁰
 With Skains Per Set 4 Wheels **\$16.75**
 Without Skains Per Set 4 Wheels **\$14.40**



We recommend buying our WEARWELL wheels in sets of four complete with skains. Your old skains are likely worn if your wheels need replacing. New skains ordered with new wheels will insure a perfect fit and add to the life of your wheels. It is economy to order this way. Furnished only to fit skains 99HM8318 1/2 listed below. Tire size, 3/4 x 4 in. State if wanted with or without skains. Shipped freight or express, Not Prepaid, from factory near CHICAGO.

Catalog No.	Ht. Front	Ht. Hind	Fits Skain	Shpg. Wt. Lbs.	Without Skains Per Set 4 Wheels	With Skains Per Set 4 Wheels
99HM8316 1/4	28 in.	32 in.	3 x 9 in.	292-337	\$13.90	\$16.75
99HM8317 1/2	28 in.	32 in.	3 1/4 x 10 in.	292-342	14.40	17.40

WEARWELL Cast Skains for Above Wheels

If less than complete set is ordered, state whether right or left hand. State size. Shipped freight or express, Not Prepaid, from factory near CHICAGO. Size, inches. Shipping weight, set of four, pounds.

99HM8318 1/2—Per set of four.....	35	50	3 1/4 x 10	\$3.50	\$3.70
-----------------------------------	----	----	------------	--------	--------

We Pay the Postage on Orders of \$2⁰⁰ or More

65c
PER YD.
And Up

Artificial Leather

Looks and feels like genuine leather. Width, 50 inches. For automobile and harvester cushions, upholstering furniture, repairing horse collars and hundreds of other uses. Write for samples.

Color	Weight, per yd., lbs.	Per yd.	Per set of four
Morocco Grain			
99H7516—Black, drill back.	1 1/2	\$0.65	
99H7514—Tan, drill back.	1 1/2	.65	
99H7515—Black, sateen back.	1 1/2	.95	
99H7508—Black, heavy moleskin cloth back.	1 1/2	1.50	
Spanish Grain			
99H7502—Tan, sateen back.	1 1/2	\$1.00	
99H7509—Tan, heavy moleskin cloth back.	1 1/2	1.55	

Upholstery Nails
To fasten gimp on seats, tables, etc. Wt., 1/4 lb.
9H3193—Black or tan metal. State color.
12c
for 100
9H3194—Tan, Spanish grain finish. 100 for... **15c**

Upholstery Buttons
Tan, Spanish grain finish. Package of 100. Weight, 1/8 lb.
9H3188... 25c

Trimmers' Gimp
In 25-yard roll. Width, 1/2 in. Wt., 3/16 lb. Black or tan. State color.
9H3195... 29c
9H3196—Tan, Spanish grain. Wt., 1/8 lb... 32c

UNDER WAREHOUSE PRICE

2 3/4c Per Lb.
3/4-In. Round

Sold only in 16-foot bars. Order by the bar, not by the pound. Weights and lengths may vary a trifle. State size. Shipped freight or express, Not Prepaid.

Size	Weight, per bar, pounds	Per bar
99HM3500—Size, inches. Round iron.	19c	35c
99HM3501—Size, inches. Round iron.	17c	34c
99HM3502—Size, inches. Round iron.	15c	32c

E-Z Welding Compound
Welds at low temperature, gives a perfect joint on iron or low carbon steel.
65c
5 LBS.

9H3533 1 pound.....	19c
9H3534 5 pounds.....	65c

Blacksmith's Leather Apron
High quality. Heavy, tough, tanned leather. 28x36 in. With leather tie laces.
\$2.95
Postpaid. Paid
9H3527... **\$2.95**

Ready to Wear Horseshoes

Dead soft forged steel; can be reshaped cold. Toed and heeled. Ready to put on.

9H3344—Pair front shoes without nails.

9H3345—Pair hind shoes without nails.

9H3342—Pair front shoes with nails.

9H3343—Pair hind shoes with nails.

Size	Width, In.	Length, In.	Wt., Pair	Takes Pairs	Pair Shoes Only	Pair Shoes With Nails
2	4 1/2	5 3/4	2 1/2	6	32c	38c
3	4 3/4	5 1/2	2 1/4	6	43c	49c
4	4 1/2	5 1/4	2 1/4	7	47c	53c
5	4 1/2	5 1/4	2 1/4	7	55c	61c
6	4 1/2	5 1/4	2 1/4	8	72c	78c
7	4 1/2	5 1/4	2 1/4	9	87c	93c

Horseshoe Nails

Best quality forged steel. blued finish.

Size	Length	5 Lbs.
5	2 in.	70c
6	2 1/2 in.	77c
7	2 1/2 in.	69c
8	2 1/2 in.	68c
9	2 1/2 in.	67c

Slip-Proof Screw Calks
9H3355
Size Wt. 50 for
3/8 in. 1 1/2 lbs. \$0.84
7/8 in. 2 lbs. .95
1 in. 3 lbs. 1.00
1 1/8 in. 4 lbs. 1.05
1 1/4 in. 5 lbs. 1.10

How to Measure Horseshoes

Give A to B, and C to D plus 1/2 in., so shoe will extend beyond wall of foot at heel.

Slip-Proof Screw Calk Horseshoes

Ready to put on. Drop forged; can be reshaped cold. Tapped for calks. Can be used with or without calks.

9H3340—Pair front shoes only.

9H3341—Pair hind shoes only.

9H3338—Pair front shoes with nails and calks.

9H3339—Pair hind shoes with nails and calks.

Size	Width, In.	Length, In.	Takes Calks	Takes Nails	Shoes Only	Shoes with Nails & Calks
1	4 1/2	5 3/4	3/8 in.	5	25c	\$0.47
2	4 3/4	5 1/2	3/8 in.	6	29c	.53
3	4 1/2	5 1/4	3/8 in.	7	33c	.59
4	4 1/2	5 1/4	3/8 in.	7	39c	.65
5	4 1/2	5 1/4	3/8 in.	8	49c	.74
6	4 1/2	5 1/4	3/8 in.	8	64c	.89
7	4 1/2	5 1/4	3/8 in.	9	82c	1.08

25c PAIR SHOES SIZE 1

1932 Wheel Prices LOWEST Since 1917

And Look at These Features

- 1—OVAL SPOKES, STAGGERED FOR STRENGTH.
 - 2—HOT FORGED INTO HUB.
 - 3—RIVETED, AND SHOULDER AT TIRE.
 - 4—ONE-PIECE GROOVED TIRE.
- Reinforced oval spokes withstand sidethrust better than round spokes.
 —Spokes are riveted into tire with reinforcing shoulder on under side of tire.
 —Welded one-piece grooved steel tire for heaviest implements.
 —Tested to withstand 2 or 3 times the usual load weight.

Best for Heaviest Loads

Make your high wheeled farm wagon into a modern truck. Equip it with low, wide tread, WEARWELL steel wheels. It requires only about one-half the horsepower to pull a wagon with WEARWELL wheels, and it does not cut up your field.

Made to order to fit any tapered skain from 2 1/2 x 8 to 3 1/2 x 11 in., or any straight axle from 2 x 8 to 3 x 11 in. See "How to Measure" below. Shipped promptly, freight or express. Not Prepaid, from factory near CHICAGO.



HOW TO MEASURE Your Wagon Skains

- Use calipers or cut cardboard to fit over each dimension. Give exact sizes; we allow for play. Measure from side to side of skain, not from top to bottom. Measure BOTH front and rear skains and give:
- 1—Length of spindle;
 - 2—Diameter of flange or collar next to spindle;
 - 3—Diameter of spindle at largest point;
 - 4—Diameter of spindle at small end, next to nut;
 - 5—Diameter of nut, largest point.

\$2⁵⁰
24-IN. 3x 3/4-IN. TIRE

Regular WEARWELL Steel Wheels

Ht. In.	99HM8310 1/2 3x 3/4-Inch Tire		99HM8311 1/2 4x 3/4-Inch Tire		99HM8312 1/2 5x 3/4-Inch Tire	
	Shpg. Wt. Lbs.	Each Wheel	Shpg. Wt. Lbs.	Each Wheel	Shpg. Wt. Lbs.	Each Wheel
24	53	\$2.50	61	\$2.90	69	\$3.70
26	55	2.95	63	3.15	73	4.15
28	57	3.15	68	3.35	78	4.45
30	61	3.45	73	3.65	81	4.65
32	68	3.75	78	3.85	88	5.10
34	71	4.15	81	4.45	92	5.60
36	75	4.30	89	4.85	99	5.80
38	79	4.65	92	5.50	104	6.40
40	84	5.30	99	5.75	111	6.80

Extra Strong WEARWELL Steel Wheels

Ht. In.	99HM8313 1/2 3x 1/2-Inch Tire		99HM8314 1/2 4x 1/2-Inch Tire		99HM8315 1/2 5x 1/2-Inch Tire	
	Shpg. Wt. Lbs.	Each Wheel	Shpg. Wt. Lbs.	Each Wheel	Shpg. Wt. Lbs.	Each Wheel
24	63	\$3.75	73	\$4.30	83	\$5.10
26	68	4.20	78	4.70	90	5.70
28	72	4.60	83	5.10	95	6.20
30	76	4.95	88	5.65	101	6.65
32	82	5.55	95	6.10	109	7.15
34	87	5.65	100	6.45	115	7.90
36	91	6.15	105	6.95	121	8.40
38	97	6.60	114	7.65	126	9.00
40	104	6.90	122	8.15	139	9.55

BUY NAILS in KEGS BIG SAVINGS!

\$2¹⁵ 100 LB. KEG

BASE
Prices Below Include Extras for Size

Nails are Not Prepaid. If wanted by mail, add 16c postage for 5 lbs; 56c for 25 lbs. If postage is less we'll return difference.

Common Nails			Finishing Nails		
Size and Length	5-lb. Pkg. 9HC4284	100-lb. Keg 99HM1150	Size and Length	5-lb. Pkg. 9HC4286	100-lb. Keg 99HM1152
3d 1 1/2 in.	23c	\$3.30	4d 1 1/2 in.	24c	\$3.60
4d 1 1/2 in.	21c	\$2.95	6d 2 in.	21c	2.95
6d 2 in.	19c	\$2.70	8d 2 1/2 in.	20c	2.80
7d 2 1/2 in.	18c	\$2.65	10d 3 in.	20c	2.70
8d 2 1/2 in.	18c	\$2.65	Casing Nails		
10d 3 in.	18c	\$2.55	Size and Length	5-lb. Pkg. 9HC4280	100-lb. Keg 99HM1144
12d 3 1/2 in.	18c	\$2.50	4d 1 1/2 in.	23c	\$3.20
16d 3 1/2 in.	18c	\$2.45	6d 2 in.	20c	2.85
20d 4 in.	18c	\$2.40	8d 2 1/2 in.	20c	2.75
40d 5 in.	18c	2.40	10d 3 in.	21c	2.65
Galvanized Shingle Nails			Smooth Box Nails		
Size and Length	5-lb. Pkg. 9HC4281	100-lb. Keg 99HM1145	Size and Length	5-lb. Pkg. 9HC4283	100-lb. Keg 99HM1147
3d-1 1/4 Inch	\$0.31	5.20	6d 2 in.	22c	\$2.80
9HC4281—5-lb. package.	\$0.31		8d 2 1/2 in.	21c	2.70
99HM1145—100-lb. keg....	5.20		Assorted Wire Nails		
Blued Fine Lathing Nails			Common sizes of wire nails that have been mixed in making.		
Size and Length	5-lb. Pkg. 9HC4285	100-lb. Keg 99HM1151	99HC1166—25-lb. pkg.	\$0.67	
3d-1 1/2 Inch	\$0.26	4.10	99HM1164—50-lb. pkg.	1.10	
9HC4285—5-pound pkg.	\$0.26		99HM1160—100-lb. keg.	1.50	
99HM1151—100-lb. keg.	4.10				
Flooring Nails					
Size and Length	5-lb. Pkg. 9HC4287	100-lb. Keg 99HM1153			
8d-2 1/2 Inch	\$0.19	2.70			
9HC4287—5-pound pkg.	\$0.19				
99HM1153—100-lb. keg.	2.70				

PRICES NEVER SO LOW on Outboard Motors



EASY AS TERM
LOW AS
\$25
DOWN

MOTORGO MOTORS



EASY AS TERM
LOW AS
\$20
DOWN

Estimated Freight Charges
per 100 lbs. on Outboard and Inboard Motors.
150 miles \$0.60
300 miles .75
500 miles 1.18
750 miles 1.57

Be There FIRST With a MOTORGO!

BEAT the "gang" to the favored fishing spots, to the beach or in a spirited dash across the lake. MOTORGO outboard motors have been "leading the field" for many years in low-cost, fine performance and long life. Now, Sears have cut the prices on these remarkable motors to match today's dollar!! The barriers of high cost are broken down; nothing further can deny you the enjoyment of this great sport.

Easy Terms

USE YOUR CREDIT to buy a MOTORGO. These motors can be purchased on extremely liberal easy payments, with but a small down payment to be made when ordering. Be prepared to really enjoy your summer.

WE GUARANTEE all Motorgo motors against defective material and workmanship and will replace without charge parts which prove defective within two years of purchase.

We also guarantee every motor to give absolute satisfaction and allow a 10-Day Trial from date of purchase. We do not, however, accept the return of any motor for refund after the 10-Day trial period. Motors returned after the trial period will be checked for defects under our two-year guarantee, put in condition if defective and returned to the customer at our expense.

Free Catalog

If you desire further information on these motors, we will be glad to send you our New, Illustrated MOTORGO Catalog 718H. Therein, you will find a full line of inboard and outboard motors and boating accessories.

14 H.P. MOTORGO SR.


\$133⁴⁵
Cash

- WEIGHT—75 pounds. Shpg. wt., 160 pounds.
 - MOTOR—2 cylinder, 3 port, 2 1/2-in. bore, 2-in. stroke. Develops 15 H.P. at 3000 R.P.M.
 - CYLINDERS—Grey iron; alloy pistons accurately ground and fitted; floating wrist pins.
 - CRANKSHAFT—1/4-in. nickel steel, ground finish.
 - BEARINGS—Bronze main, roller bearing on rods.
 - RODS—Forged nickel steel, case hardened.
 - IGNITION—Bosch enclosed Magneto, waterproof.
 - FRAME—Heat treated alloy, theft proof lock.
 - CARBURETOR—Tillotson with throttle control.
 - DRIVESHAFT—Stainless steel, ball bearing.
 - GEARS—Steel, accurately cut—ratio: 13 to 22.
 - GAS TANK—Pressed aluminum, 2-gallon capacity.
 - HOUSING—Aluminum alloy, stream lined.
 - COOLING—Centrifugal type water pump.
 - PROPELLER—3 blade alloy, 10 1/2 x 9-inch pitch.
 - MUFFLER—Extra large, under water exhaust.
- 23HM7214 1/4—14 H. P. \$133.45**
Cash Price.....
Time Payment Price, \$25.00 Down, \$21.00 per Month.....**\$146.80**
Use Time Payment Order Blank in Back of Catalog. Shipped Not Prepaid from our Store.

20 H.P. MOTORGO Big Boy

- WEIGHT—110 pounds. Shpg. wt., 195 pounds.
 - MOTOR—2 cylinder, 3 port, 2 3/4-inch bore, 2 1/2-in. stroke. Develops 21 H. P. at 4500 R.P.M.
 - CYLINDERS—Grey iron; alloy pistons accurately ground and fitted; floating wrist pins.
 - CRANKSHAFT—1-inch nickel steel, ground finish.
 - BEARINGS—Ball and Roller Bearings throughout.
 - RODS—Forged nickel steel, case hardened.
 - IGNITION—Bosch enclosed magneto, waterproof.
 - FRAME—Heat treated alloy theft proof lock.
 - CARBURETOR—Tillotson with throttle control.
 - DRIVESHAFT—Stainless steel, ball bearing.
 - GEARS—Steel, accurately cut—ratio: 13 to 22.
 - GAS TANK—Pressed aluminum, 2 1/2-gallon capacity.
 - HOUSING—Aluminum alloy, stream lined.
 - COOLING—Centrifugal type water pump.
 - PROPELLER—3 blade alloy, 10 1/2 x 11 inch pitch.
 - MUFFLER—Extra large. Under water exhaust.
- 23HM7220 1/4—20 H. P. \$157.75**
Cash Price.....
Time Payment Price, \$35.00 Down, \$24.00 per Month.....**\$173.55**
Use Time Payment Order Blank in Back of Catalog. Shipped Not Prepaid From Our Store.

INBOARD MOTORS



\$93⁷⁵ And Up
CASH
EASY AS TERM
LOW AS
\$21
DOWN

- One Cylinder—5 H.P. or two Cylinder—10 H.P. Motor.
 - Over Head Valves, 4 cycle type with removable cylinder head and rocker arm assembly.
 - Magneto—Wico on 5 H.P. Bosch on 10 H.P.
 - Waterpump—Bronze gear type.
 - Crankshaft—Balanced with bronze backed bearings.
 - Oiling—Splash only on 5 H.P. Splash and pump on 10 H.P.
 - R.F.M.—200-1200 Develops rated H.P. at 1000 R.P.M.
 - Carburetor—Zenith Automotive type.
 - Reverse—Can be supplied with 10 H.P. Model.
- Here's the greatest value ever offered in inboard motors. These new low prices make it one of the most outstanding motor bargains ever listed anywhere. Either 5 or 10 H.P. motor will give great satisfaction, lasting for many years even under steady, day-in-and-day-out super service. The two-cylinder size has a few refinements not needed on the 5 H.P., including Paragon reverse gear unit if purchaser desires. Engines and Propellers Not Prepaid.
- 23HM8005 1/2—5 H.P. Engine with distributor, coil and battery. Wt., 155 lbs.; length, 18 1/2 inches. \$93.75**
Shipping wt., 212 lbs.....
Time Payment Price \$45.00 Down, \$14.00 per month. **\$103.15**
- 23HM8205 1/2—5 H.P. Engine with magneto. Wt., 155 lbs.; length, 18 1/4 inches. Shipping weight 218 lbs. \$102.85**
Time Payment Price \$23.00 Down, \$15.00 per month. **\$113.15**
- 23HM8210 1/2—10 H.P. Engine with magneto. Wt., 265 lbs.; length, 20 1/2 inches. Shipping weight, 339 lbs. \$202.00**
Time Payment Price \$45.00 Down, \$30.00 per month. **\$222.20**
- 23HM8310 1/2—10 H.P. Engine with reverse gears. Wt., 320 lbs.; length, 32 1/2 in. Shpg. wt., 410 lbs. \$256.35**
Time Payment Price \$57.00 Down, \$38.00 per month. **\$282.20**
- 23HC8326 1/2—14-Inch Propeller, 3-blade, 16 pitch. Shipping weight, 9 lbs. Right hand only. \$10.25**
- 23HB8330 1/2—7 1/2-in. stern bearing and stuffing box. Wt., 2 lbs. Postpaid if included in order of \$2..... \$1.85**
- 23HC8325 1/2—12-Inch Propeller, 6 lbs., three blade 14-pitch. Right hand propellers only..... \$8.35**
- 23H8331 1/2—6-foot steel shaft, 7/8 inch in diameter. Postpaid..... \$3.10**
- 23H8332 1/2—6-foot bronze shaft, 7/8 inch in diameter. On Time, Use Time Payment Order Blank in Back of Catalog. Shipped Not Prepaid from factory in SOUTHEASTERN WISCONSIN. \$8.15**

3 H.P. MOTORGO

\$69⁹⁵
Cash

- WEIGHT—45 pounds. Shpg. wt., 70 pounds.
 - MOTOR—2 cylinder, 3 port 2-in. bore, 1 1/2-in. stroke. Develops 3 H. P. at 2800 R.P.M.
 - CYLINDERS—Grey iron. Semi-steel pistons ground and fitted.
 - CRANKSHAFT—Forged steel, ground and balanced.
 - BEARINGS—Phosphor Bronze reamed to size.
 - RODS—Phosphor bronze.
 - IGNITION—Improved Bosch magneto, waterproof.
 - FRAME—Special aluminum alloy.
 - CARBURETOR—Tillotson with throttle control.
 - DRIVESHAFT—High grade steel, enclosed.
 - GEARS—Hardened steel—ratio: 14 to 24.
 - GAS TANK—Pressed aluminum, 1 gallon capacity.
 - HOUSING—Aluminum alloy, stream lined and polished.
 - COOLING—Pump and syphon at all speeds.
 - PROPELLER—2 blade alloy 9x9-inch pitch.
 - MUFFLER—Large and efficient.
- 23HM7203 1/2—3 H. P. \$69.95**
Cash Price.....
Time Payment Price, \$20.00 Down, \$10.00 per Month.....**76.95**
Use Time Payment Order Blank in Back of Catalog. Shipped Not Prepaid From Factory in Eastern Ind.

6 H.P. MOTORGO Junior

- WEIGHT—55 pounds. Shpg. wt., 110 pounds.
 - MOTOR—2 cylinder, 3 port 2 1/4-inch bore, 1 3/4-inch stroke. Develops 6 H.P. at 4500 R.P.M.
 - CYLINDERS—Grey iron; alloy pistons accurately ground and fitted; floating wrist pins.
 - CRANKSHAFT—1 1/2-inch nickel steel, ground finish.
 - BEARINGS—Phosphor Bronze 2 1/2 inches long.
 - RODS—Phosphor Bronze.
 - IGNITION—Bosch inclosed magneto, waterproof.
 - FRAME—Heat treated alloy; theft proof lock.
 - CARBURETOR—Tillotson with throttle control.
 - DRIVESHAFT—Stainless steel, ball bearing.
 - GEARS—Steel, accurately cut—ratio: 11 to 22.
 - GAS TANK—Pressed aluminum 5-pint capacity.
 - HOUSING—Aluminum alloy, stream lined.
 - COOLING—Centrifugal type water pump.
 - PROPELLER—2 blade, 8 1/2 x 8 inch pitch.
 - MUFFLER—Extra large, underwater exhaust.
- 23HM7206 1/2—6 H.P. \$102.65**
Cash Price.....
Time Payment Price, \$25.00 Down, \$15.00 per Month.....**112.95**
Use Time Payment Order Blank in Back of Catalog. Shipped Not Prepaid From Our Store.

23H7202—DIXON GRAPHITE GREASE. Keep the under water parts of your Outboard Motor properly lubricated. Per 1/2-pound tube. Postpaid if included with \$2 order.....**35c**



= many \$\$\$

a 2-cent stamp will bring you

information that may save YOU many dollars

QUESTIONS OUR CUSTOMERS ASK

"Why is the unit of your electric refrigerator in the top when most others are in the bottom? Will your refrigerator become noisy in a few years, and will it ever interfere with my radio reception?"

"Do you recommend a wickless stove in preference to one with a wick? Which one cooks fastest and which is the most economical in the use of oil?"

"We want a rug for our living room and can't decide between a Wilton and an Axminster. Why does the Wilton cost so much more? I am enclosing a sketch of my room and telling how it's furnished. What rug would you recommend?"

"From the plans of my home can you figure on all the material I will need to put in a Richelieu bathroom outfit, and tell me how to install it? Will it pass the building code we have here? I need a way of disposing of the waste, too."

"I am enclosing a sketch of my farm buildings and would like an estimate of the cost and quantity of materials needed to put electric equipment in my barn, lights in my poultry house, and to make the tool shed a workshop. Also what equipment do you think I need for a shop?"

Let our Personal Service Dept. answer your questions too!

You may have a question just like any one of those shown above. Or yours may be one concerning a question of style, of home decoration, or of labor savers for the household or farm. At times you may want particular detailed information about some of our merchandise.

Just write your questions on any sheet of paper and send it to our Personal Service Department. Your problems will be given personal attention by our experienced staff of technical experts, home and farm advisers, stylists and merchandise specialists.

Write to us

For More Information About Our Merchandise

Although we try to make every description in this catalog complete and clear, you may want to know some additional details regarding a particular article. We're always glad to give them! Or if you're in doubt about the selection of one item in preference to another, we will be glad to advise you or offer our suggestions. Our customers write us with confidence, knowing they can rely on the information we give them. They tell us that our honest and accurate information saves them many dollars. It can save you money, too!

Write to us

When You Have Questions on Wiring, Plumbing or Heating

Send us a sketch, blue prints or plans of the rooms you want to equip, giving room sizes, and we will be glad to estimate your requirements and recommend the most suitable equipment for your particular case. This does not obligate you in any way.

Write to us

If It Isn't in the Catalog

If you are in need of any item not shown in this big book of over 48,000 bargains, describe the article and we will try to get it for you or tell you where it may be obtained.

WRITE FULLY to Personal Service Department . . . SEARS, ROEBUCK and CO. . . . Your Letter Will Receive Prompt and Careful Attention.

Consult Our Personal Service Department at Any Time

**FREIGHT IS
RELIABLE**

Save on Freight by Making Up an Order of 100 Pounds

**FREIGHT IS
ECONOMICAL**

Important to Know! All railroads charge as much for a freight shipment weighing less than 100 pounds as they do for one weighing 100 pounds.

How You Can Save! Whenever you are having goods shipped by freight, make up an order of 100 pounds, as the freight bill will be no more than for a shipment of less than 100 pounds.

Include Mailable Items! If you are not ordering enough freight items to make 100 pounds, you can still take advantage of this saving by adding items that would ordinarily be sent by mail. We will then send the entire order by freight so you will have no postage costs to pay.

We Do Not Pay Transportation Charges on Freight or Express Shipments

If There Is No Freight Agent at your shipping point, you must include with your order sufficient money in addition to the price of the merchandise to prepay the freight charges. If there is an agent, you pay the freight charges when shipment reaches you. If you leave the method of shipment to us, we always choose the cheapest.

How to Figure Freight Charges. Please first consult tables on the opposite page for the classification of merchandise, because the tables there tell you what class rate of freight each kind

An Added Saving! When items on which we would ordinarily pay postage are included in your freight shipment, we will make an allowance on your bill for a proportionate amount of the shipping charges. This reduces your shipping costs still more!

Be Sure to Check the Total Weights!

In having goods shipped by freight it will be to your advantage to add up carefully the shipping weights and, if the shipment is less than 100 pounds, add enough freight or mailable items to bring the total up to 100 pounds. Do this and ship by freight whenever possible, as it is the most economical way for you to secure your merchandise.

of merchandise takes. When you have found in which class the merchandise you are ordering is in, you can then find the rate for that class in the table on this page. If your station is not named in this table, the rate will be the same or a few cents per hundred pounds more or less than the rate to the nearest city named. Most of our merchandise, of course, is shipped from Chicago, Ill. Some of the heaviest merchandise is shipped from warehouses to save freight for you. If you wish to obtain exact rates, you can ask your station agent.

FREIGHT RATES FROM CHICAGO The table below shows the freight rates per 100 pounds on goods shipped from Chicago to a number of towns in Illinois, Indiana, Iowa, Kentucky, Michigan, Missouri, Ohio and Wisconsin. The towns named can be used as a basis for figuring rates for other towns located in the same part of each state. **WE GUARANTEE SAFE DELIVERY OF ALL OUR SHIPMENTS.**

FROM CHICAGO, ILLINOIS, TO	Freight per 100 Lbs.			
	1st Class	2d Class	3d Class	4th Class
ILLINOIS				
Bellefonte	\$0.84	\$0.71	\$0.56	\$0.42
Bloomington	.60	.51	.40	.30
Cairo	.89	.75	.60	.45
Carmi	.81	.69	.54	.41
Carrollton	.78	.66	.52	.39
Carthage	.68	.57	.45	.34
Charleston	.71	.61	.48	.36
Danville	.60	.51	.40	.30
Decatur	.67	.57	.45	.34
Dixon	.54	.46	.36	.27
Galena	.67	.57	.45	.34
Galesburg	.67	.57	.45	.34
Geneva	.42	.36	.28	.21
Golconda	.89	.75	.60	.45
Harrisburg	.84	.71	.56	.42
Havana	.71	.61	.48	.36
Hillsboro	.65	.55	.43	.32
Joliet	.42	.36	.28	.21
Kankakee	.65	.55	.43	.32
Olney	.76	.65	.51	.38
Ottawa	.52	.44	.35	.26
Peoria	.66	.56	.44	.33
Pinckneyville	.82	.70	.55	.41
Princeton	.57	.48	.38	.29
Quincy	.79	.67	.53	.40
Robinson	.73	.62	.49	.37
Rockford	.53	.45	.36	.27
Rock Island	.67	.57	.45	.34
Salem	.79	.67	.53	.40
Shelbyville	.73	.62	.49	.37
Springfield	.71	.61	.48	.36
Waukegan	.42	.36	.28	.21
Woodstock	.47	.40	.32	.24
INDIANA				
Angola	.69	.59	.48	.35
Auburn	.66	.56	.46	.33
Bedford	.82	.70	.57	.41
Bloomington	.78	.66	.55	.39
Bluffton	.69	.59	.48	.35
Brookville	.82	.70	.57	.41
Columbus	.78	.66	.55	.39
Covington	.64	.54	.45	.32
Crawfordsville	.66	.56	.46	.33
Evansville	.87	.74	.61	.44
Fort Wayne	.66	.56	.46	.33
Greencastle	.52	.44	.36	.26
Indianapolis	.72	.61	.50	.36
LaFayette	.60	.51	.42	.30
Marion	.66	.56	.46	.33
Muncie	.70	.60	.49	.35
Peru	.62	.53	.43	.31
Rensselaer	.52	.44	.36	.26
Richmond	.76	.65	.53	.38
Rushville	.75	.64	.53	.38
South Bend	.54	.46	.38	.27
Terre Haute	.70	.60	.49	.35
Tipton	.66	.56	.46	.33
Valparaiso	.42	.36	.29	.21
Warsaw	.79	.67	.55	.40
Warsaw	.58	.49	.41	.29
Winamac	.55	.47	.39	.28
IOWA				
Adel	1.18	1.00	.83	.65
Boone	1.15	.98	.81	.63
Burlington	.75	.64	.53	.38
Cedar Rapids	.88	.75	.62	.48
Clinton	.64	.54	.45	.32
Maynard	.69	.59	.48	.35
Des Moines	1.15	.98	.81	.63
Dubuque	.70	.60	.49	.35

FROM CHICAGO, ILLINOIS, TO	Freight per 100 Lbs.			
	1st Class	2d Class	3d Class	4th Class
IOWA—Cont.				
Eldora	\$1.09	\$0.93	\$0.76	\$0.60
Elkader	.94	.80	.66	.52
Fort Dodge	1.18	1.00	.83	.65
Fort Madison	.76	.65	.53	.38
Iowa City	.88	.75	.62	.48
Manchester	.86	.73	.60	.47
Marshalltown	1.05	.89	.74	.58
Montezuma	1.03	.88	.72	.57
Oskaloosa	1.03	.88	.72	.57
Ottumwa	.98	.83	.69	.54
Tipton	.85	.72	.60	.47
Washington	.90	.77	.63	.50
Waterloo	.99	.84	.69	.54
KENTUCKY				
Cattlettsburg	.99	.84	.69	.50
Danville	1.21	1.03	.85	.67
Falmouth	.98	.83	.69	.54
Flemingsburg	1.19	1.01	.83	.65
Frankfort	1.08	.92	.76	.60
Lexington	1.19	1.01	.83	.65
Louisville	1.08	.92	.76	.60
Louisville	.87	.74	.61	.44
Maysville	.94	.80	.66	.47
Morehead	1.11	.94	.78	.56
Mount Sterling	1.16	.99	.81	.58
Winchester	1.23	1.05	.86	.68
MICHIGAN				
Adrian	.76	.65	.53	.38
Alpena	1.05	.89	.74	.53
Bad Axe	.92	.78	.64	.46
Bay City	.84	.71	.59	.42
Bessemer	1.24	1.05	.87	.68
Cadillac	.88	.75	.62	.44
Cassopolis	.58	.49	.41	.29
Cold Water	1.05	.89	.74	.53
Detroit	.69	.59	.48	.35
Escanaba	.84	.71	.59	.42
Flint	1.13	.96	.79	.62
Gaylord	.82	.70	.57	.41
Grand Rapids	.98	.83	.69	.54
Iron Mountain	.69	.60	.49	.35
Ishpeming	1.08	.92	.76	.59
Jackson	1.21	1.03	.85	.67
Kalamazoo	.73	.62	.51	.37
Lansing	.64	.54	.45	.32
Layton	.73	.62	.51	.37
Leoni	.65	.55	.43	.31
Mt. Pleasant	.88	.75	.62	.44
Munising	1.24	1.05	.87	.68
Newberry	1.30	1.11	.91	.72
Port Huron	.89	.76	.62	.45
Rogers City	1.08	.92	.76	.54
St. Joseph	.55	.47	.39	.28
Sandusky	.92	.78	.64	.46
Sault Ste. Marie	1.40	1.19	.98	.77
Tawas City	.96	.82	.67	.48
Traverse City	.91	.77	.64	.46
West Branch	.98	.83	.69	.49
White Cloud	.80	.68	.56	.40
MISSOURI				
Bowling Green	.94	.80	.66	.52
Clayton	.84	.71	.59	.42
Edina	.97	.82	.68	.53
Hermann	1.08	.92	.76	.59
Ironton	1.19	1.03	.85	.65
Jackson	1.21	1.03	.86	.67
Memphis	.94	.80	.66	.52
Mexico	1.02	.87	.71	.56
Potosi	1.11	.97	.79	.61
Rolla	1.20	1.00	.75	.57

FROM CHICAGO, ILLINOIS, TO	Freight per 100 Lbs.			
	1st Class	2d Class	3d Class	4th Class
MISSOURI—Cont.				
St. Genevieve	\$0.99	\$0.83	\$0.66	\$0.53
St. Louis	.84	.71	.59	.42
Troy	1.00	.85	.70	.55
OHIO				
Akron	.94	.80	.66	.47
Athens	.96	.82	.67	.48
Batavia	.89	.76	.62	.45
Bryan	.70	.60	.49	.35
Bucyrus	.84	.71	.59	.42
Caldwell	1.01	.86	.71	.51
Canton	.94	.80	.66	.47
Celina	.75	.64	.53	.38
Chillicothe	.92	.78	.64	.46
Cincinnati	.87	.74	.61	.44
Cleveland	.92	.78	.64	.46
Columbus	.87	.74	.61	.44
Coshocton	.94	.80	.66	.47
Dayton	.82	.70	.57	.41
Defiance	.72	.61	.50	.36
Elyria	.89	.76	.62	.45
Findlay	.78	.66	.55	.39
Greenville	.76	.65	.53	.38
Hillsboro	.92	.78	.64	.46
Jackson	.96	.82	.67	.48
Lima	.75	.64	.53	.38
Mansfield	.87	.74	.61	.44
Marietta	1.01	.86	.71	.51
Marysville	.84	.71	.59	.42
Mt. Vernon	.89	.76	.62	.45
Norwalk	.84	.71	.59	.42
Pomeroy	1.01	.86	.71	.51
Portsmouth	.99	.84	.69	.50
Sandusky	.84	.71	.59	.42
Sidney	.79	.67	.55	.40
Springfield	.84	.71	.59	.42
Tiffin	.82	.70	.57	.41
Toledo	.79	.67	.55	.40
Washington C. H.	.87	.74	.61	.44
Wooster	.92	.78	.64	.46
Zanesville	.94	.80	.66	.47
WISCONSIN				
Adams	.86	.73	.60	.47
Antigo	1.03	.88	.72	.57
Chilton	.74	.63	.52	.37
Crandon	1.06	.90	.74	.58
Darlington	.76	.65	.53	.42
Dodgeville	.70	.60	.49	.35
Eagle River	1.14	.97	.80	.63
Florence	1.13	.96	.79	.62
Green Bay	.79	.67	.55	.40
Janesville	.55	.47	.39	.28
Juneau	.68	.58	.48	.34
Lancaster	.82	.70	.57	.45
Madison	.62	.53	.43	.31
Marinette	.97	.82	.68	.53
Merrill	1.06	.90	.74	.58
Milwaukee	.53	.45	.37	.27
Montello	.83	.71	.58	.46
Oshkosh	.74	.63	.52	.37
Portage	.76	.65	.53	.42
Rhineland	1.10	.94	.77	.61
Richland Center	.80	.68	.56	.44
Shawano	.93	.79	.65	.51
Sheboygan	.68	.58	.48	.34
Sturgeon Bay	.76	.66	.56	.42
Waubesa	.90	.77	.63	.50
West Bend	.63	.54	.44	.32
Wisconsin Rapids	.99	.84	.69	.54

936 C101 **EXPRESS—If at any time you require rapid service on unmailable merchandise and want your order shipped by express, figure the approximate weight of the shipment and ask an express agent to tell you how much it will cost.** The Above Rates Were in Effect When This Catalog Went to Press and Are Subject to Change Without Notice.

**FREIGHT IS
RELIABLE**

Classification of Merchandise for FREIGHT SHIPMENTS

**FREIGHT IS
ECONOMICAL**

You will notice in the rate table on the opposite page there are four different rates quoted to each city. This is because the railroads base their rates on the kind of merchandise to be carried and the direction they carry it. In order, therefore, to give you an idea as to the rates which any kind of merchandise will take to your nearest city, we tell you here the kind of merchandise which takes the different rates.

1 is 1st class.
2 is 2d class.
3 is 3d class.
4 is 4th class.
5 is 35% of the 1st class rate.
R25 is 15% lower than 2d class rate.
R26 is 85% of the 1st class rate.

1 1/2 is 1 1/2 x 1st class.
1 3/4 is 1 3/4 x 1st class.
D1 is 2 x 1st class.
3x1 is 3 x 1st class.
S. U. is Set Up. I takes in all of Illinois.
NOTE—When articles are shipped K.D. (Knocked Down) it means they are taken apart and packed to secure lowest transportation rates.

O takes in all East of Chicago and North of Ohio River, except Illinois.
S takes in all South of Ohio River and East of Mississippi River.
W takes in all West of Northwest, North and Southwest of Chicago except territory marked T below.
T takes in all of Illinois.
NOTE—When articles are shipped K.D. (Knocked Down) it means they are taken apart and packed to secure lowest transportation rates.

We Guarantee Safe Delivery of All Our Shipments

MERCHANDISE	RATING				MERCHANDISE	RATING				MERCHANDISE	RATING			
	O	S	W	I		O	S	W	I		O	S	W	I
Accordions.....	1 1/2	D1	D1	1 1/2	Dressing Tables.....	1 1/2	1 1/2	D1	1 1/2	Pipe Fittings, Iron.....	4	4	4	4
Adding Machines.....	1 1/2	1 1/2	1 1/2	1 1/2	Drills, Blacksmiths' Post.....	2	2	2	2	Pipe, Stove, K. D.....	3	4	4	4
Airplane Motor.....	2	2	1	2	Drums.....	3x1	3x1	3x1	3x1	Plasterboard.....	3	3	3	3
Agricultural Implements, K. D.....	3	3	3	3	Eaves Troughs.....	3	3	3	3	Plows, K. D.....	3	3	3	3
Ammunition.....	4	4	4	4	Enamelled Kitcher, Utensils.....	1	1	1	1	Plowshares.....	3	3	3	3
Anvils.....	4	4	2	2	Enamelled Tables.....	1	1	1	1	Plumbers' Furnace.....	3	1	1	1
Aprons, Reaper.....	1	1	1	1	Engines, Gasoline.....	1 1/2	1 1/2	D1	1 1/2	Porch Columns.....	3	3	3	3
Automobiles, Children's.....	1	1	1	1	Epsom Salt in Bags.....	3	3	3	3	Porch Shades, Wood.....	2	2	2	2
Automobile Seat Cushions.....	1	1	1	1	Farm Implement Parts.....	2	2	2	2	Porch Swings.....	2	2	2	2
Automobile Transmission.....	2	2	2	2	Farm Wagons, K. D.....	1	1	1	1	Pots, Hole Diggers.....	3	3	3	3
Automobile Trunks.....	2	2	2	2	Feeds, Animal and Poultry, Condimental.....	4	4	4	4	Presses, Fruit.....	2	2	2	2
Automobile Truck Bodies.....	1	1	1	1	Feeds, Mixed, Animal and Poultry, Not Condimental.....	5	4	4	4	Printing Presses.....	2	2	2	2
Automobile Windshields, Glass.....	1	1	1	1	Feed Grinders.....	2	2	2	2	Pumps, Hand, K. D.....	3	3	3	R25
Automobile Winter Enclosures.....	1	1	1	1	Feeders, Poultry.....	1	1	1	1	Pumps, Power.....	2	2	1	2
Awnings.....	1	1	1	1	Fence Posts, Steel.....	4	4	4	4	Radiators, Automobile.....	2	2	1	2
Axes.....	3	3	2	3	Fencing, Wire.....	3	3	3	3	Radiators, Cast Iron Heating.....	3	4	3	3
Axles, Wagon, Wood.....	2	3	1	2	Fenders, Automobile.....	R26	D1	D	R26	Radio Receiving Sets.....	1 1/2	1 1/2	1 1/2	1 1/2
Baby Carriages.....	1 1/2	1 1/2	1 1/2	1 1/2	Ferries, Fibre-Craft.....	3x1	3x1	3x1	3x1	Rams, Hydraulic.....	2	3	2	2
Barbed Wire.....	4	4	4	4	Fertilizers.....	4	4	3x1	4	Range Boilers, With Interior Heater.....	3	2	2	R25
Bars, Iron.....	4	4	4	4	Floor Lamp Standards.....	1	1	1	1	Range Boilers, Without Interior Heater.....	3	3	3	R25
Bath Cabinets.....	1 1/2	1 1/2	1 1/2	1 1/2	Floor Scrapers.....	2	2	2	2	Refrigerators.....	2	2	2	2
Bathtubs, Cast Iron Enamelled.....	1	1	1	1	Forges, Portable.....	2	2	2	2	Ridge Caps, Roof.....	2	1	1	2
Bathtubs, Portable, Folding.....	1 1/2	1 1/2	1 1/2	1 1/2	Forks, Hay or Manure.....	3	3	3	3	Ribs, Wagon, Wood.....	3	4	3	3
Bathtubs, Sheet Steel.....	1 1/2	1 1/2	1 1/2	1 1/2	Forks, Hay Carrier.....	3	3	3	3	Rockers, K. D.....	2	2	2	2
Batteries, Storage.....	1	1	1	1	Frames, Window, K. D.....	3	4	2	3	Rockers, S. U.....	D1	D1	D1	D1
Bed Rails, Wooden.....	2	2	2	2	Frames, Screen Door or Window.....	3	3	3	3	Rollers, Lawn, Hand.....	3	2	2	R25
Bed Rails, Iron or Steel.....	3	3	3	3	Furnaces, K. D.....	3	3	3	3	Roofing, Prepared.....	R26	4	4	4
Bedsteads, Brass.....	1	1	1	1	Hot Air Heating.....	3	3	3	3	Roofing, Steel.....	4	4	4	4
Bedsteads, Iron or Wood.....	3	4	2	3	Furniture, Fibre.....	3x1	3x1	3x1	3x1	Rope, Manila.....	3	3	3	3
Beehives, K. D.....	3	4	3	3	Games.....	1	1	1	1	Rugs.....	1	1	1	1
Bells, Iron.....	3	3	3	R25	Gates, Fence.....	3	3	3	3	Saddles.....	1	1	1	1
Belting.....	2	2	1	2	Glassware.....	3	2	2	2	Sash, Glazed.....	1	3	3	3
Benches, Piano.....	1	1 1/2	1	1	Go-Carts, Collapsible.....	2	2	2	2	Saws, Crosscut.....	2	2	2	2
Benches, Vanity.....	D1	D1	D1	D1	Go-Carts, Non-Collapsible.....	1 1/2	1 1/2	1 1/2	1 1/2	Scales, Platform.....	2	2	2	2
Benches, Work.....	2	2	1 1/2	1 1/2	Granicware.....	1	1	1	1	Scrapers, Road Drag.....	3	4	3	3
Bicycles.....	2 1/2	2 1/2	1 1/2	1 1/2	Grinders, Bench, Power.....	2	2	2	2	Screens, Folding.....	1 1/2	1 1/2	1 1/2	1 1/2
Blowers, Rotary.....	2	2	2	2	Grindstones, With Frames.....	R26	4	3	R26	Screens, Window.....	3	2	2	2
Boilers, Steel or Wood, S. U.....	3x1	3x1	3x1	3x1	Hammers, Canopy Stands.....	3	3	3	3	Seeds, Grass.....	1	1	1	1
Boilers, In Sections, Cast Iron Heating.....	4	4	4	4	Hangers, Barn Door.....	R26	2	2	2	Servers, Buffet.....	1	1 1/2	1	1
Bookcases.....	2 1/2	1 1/2	1 1/2	1 1/2	Hardware.....	3	3	3	3	Settees, Folding, Lawn.....	1	1 1/2	1	1
Brooders, S. U.....	1	1	1	1 1/2	Harness.....	1	2	1	2	Settees, Steel.....	1 1/2	1 1/2	D1	1 1/2
Brooders, Canopy.....	3	3	3	3	Hay Carriers.....	3	3	2	R25	Sewing Cabinets.....	1	1	1	1
Buffets.....	1	1	1	1	Hay Stackers.....	3	2	3	3	Sewing Machines.....	1	1	1	1
Buggies, Horse Drawn.....	1	1	1	1	Heaters, Water, Automatic.....	1	2	1	2	Shafting, Steel.....	4	4	4	4
Building Paper.....	R26	4	2	R26	Hoists, Chain.....	3	3	3	3	Shingles, Asphalt.....	R26	4	4	4
Bumpers, Auto.....	2	1	1	2	Honey Boxes and Sections.....	3	3	3	3	Shingles, Wood.....	4	4	4	4
Buttermilk, Poultry.....	4	4	4	4	Honey Extractors.....	1	1	1	1	Shovels.....	3	3	2	R25
Cabinets, Kitchen.....	1 1/2	1 1/2	1 1/2	1 1/2	Hot Plate, Gas Iron.....	2	2	2	2	Sinks, Cast Iron, Enamelled.....	3	2	2	3
Cabinets, Radio.....	1	1	1	1 1/2	Hounds, Wagon.....	3	4	4	4	Skins, Wagon.....	4	4	4	4
Cabinets, Steel Filing.....	2	2	2	2	Ice Boxes.....	2	2	2	2	Slides, Playground.....	1 1/2	1 1/2	1 1/2	1 1/2
Cabinets, Storage.....	D1	1 1/2	D1	D1	Incubators.....	2	2	2	2	Sprayers, Barrel.....	2	2	2	2
Cable, Housewiring.....	3	3	3	3	Insecticides, Paris Green.....	2	2	2	2	Sprayers, Wheelbarrow.....	1	1	2	2
Caps, Milk Bottle.....	1	1	1	1	Ironing Tables.....	2	2	2	2	Springs, Bed Coiled Wire.....	D1	D1	D1	D1
Carpets and Rugs.....	3	3	3	3	Ironing Machines, Electric.....	1	1	1	1	Springs, Wagon.....	1 1/2	1 1/2	1 1/2	1 1/2
Carts, Hand, K. D.....	1	1	1	1	Jack Screws.....	3	3	3	3	Stack Covers, Hay.....	R26	2	3	R26
Cedar Chests.....	1 1/2	1 1/2	1 1/2	1 1/2	Kegs, White Oak.....	1	1	1	1	Stalls, Steel.....	3	3	3	3
Ceilings, Steel.....	R26	3	4	4	Kettles, Copper.....	3	3	1 1/2	1	Stanchions.....	3	3	3	3
Cement, Asbestos.....	R26	3	3	R26	Kettles, Iron.....	3	3	3	R25	Steam Pressure Cookers.....	1	1	1	1
Cement, Furnace.....	R26	3	3	R26	Knives, Mower.....	3	2	2	R25	Stepladders.....	3	1	2	3
Cement, Roofing.....	4	4	4	4	Ladders.....	2	1	1	2	Stocks and Dies, Metal.....	1	1 1/2	1 1/2	1 1/2
Cesspools.....	4	4	4	4	Lamps, Electric, With Cloth or Paper Shades.....	D1	D1	D1	D1	Stoves, Coal or Wood.....	3	3	3	3
Chains, Log.....	4	4	4	4	Lamps, Electric, With Framed Glass Shades.....	1 1/2	1 1/2	1 1/2	1 1/2	Stoves, Gas, Gasoline or Oil.....	2	2	2	2
Chains, Steel.....	4	4	4	4	Lamp Shades, Cloth.....	D1	D1	D1	D1	Stoves, Electric Cooking.....	1	2	2	2
Chairs, K. D.....	2	2	2	2	Laundry Tubs, Cement.....	3	3	3	3	Stoves, Electric Heating.....	2	2	2	2
Chairs, S. U., Rapped.....	1 1/2	1 1/2	1 1/2	1 1/2	Lavatory Basins, Iron or Steel.....	3	2	2	3	Swings, Lawn.....	2	2	2	2
Chairs, S. U., Crated.....	1 1/2	1 1/2	1 1/2	1 1/2	Levels, Farm.....	1	1	1	1	Tables, K. D.....	2	2	2	2
Chairs, Folding, Lawn.....	2	2	2	2	Lightning Rods.....	3	2	2	3	Tables, S. U.....	1 1/2	1 1/2	D1	1 1/2
Chairs, Invalid.....	1	1	1	1	Lime Sulphur, Dry.....	3	3	3	3	Talking Machines.....	2	1	1	1
Chairs, Upholstered, K. D.....	1	1	1	1	Linenoleum.....	2	2	2	2	Tanks, Expansion.....	2	2	2	2
Chest of Drawers.....	1	1	1	1	Lumber.....	4	4	4	4	Tar, Coal Refined Liquid, in Barrels.....	4	4	4	4
Chiffoniers.....	1	1	1	1	Machinery, Woodworking.....	2	2	2	2	Tents.....	1	1	1	1
China Cabinets.....	1 1/2	1 1/2	1 1/2	1 1/2	Mandrels, Saw.....	3	2	2	3	Telephone Stands and Stools.....	1 1/2	1 1/2	D1	1 1/2
Chinaware.....	3	3	3	3	Mats or Matting.....	1	1	1	1	Toilets, Sego, Indoor.....	2	1	1	2
Churns.....	1	2	1	1	Medicine Cabinets, Wood.....	1 1/2	1 1/2	1 1/2	1 1/2	Tongues, Wagon.....	2	3	1	2
Cider Mills or Presses, K. D.....	2	2	2	2	Milk Bottles.....	3	3	3	R25	Track Barn Door.....	R26	3	3	R26
Closet Bowls, Water.....	3	3	3	3	Mirrors.....	1	1	1	1	Track, Hay Carrier.....	R26	3	3	R26
Closet Tanks, Water.....	3	3	3	3	Miter Boxes.....	3	2	2	3	Trellis, Garden.....	2	2	1	2
Closet Outfits.....	4	4	4	4	Molasses, Feeding.....	4	4	4	4	Troughs, Hog, Cast Iron.....	1 1/2	1 1/2	1 1/2	1 1/2
Coils, Hot Water.....	4	4	4	4	Motors, Electric.....	3	2	3	3	Trucks, Farm.....	3	3	3	3
Commodities, Chair.....	1 1/2	1 1/2	D1	1 1/2	Music Cabinets.....	1	1	1	1	Trunks.....	1 1/2	1 1/2	1 1/2	1 1/2
Compressors, Air.....	2	2	2	2	Nails.....	4	4	4	4	Typewriters.....	1	1	1 1/2	1 1/2
Concrete, Mixing Machines.....	2	2	2	2	Nests, Hens' Trap.....	2	2	2	2	Varnish, in Drums.....	3	3	3	3
Conductor Pipe.....	3	3	3	3	Nets, Fish.....	1	1	1	1	Velocipedes.....	1	1	1	1
Coolers, Milk.....	D1	1	1	1	Newel Posts.....	3	3	3	3	Vises.....	R26	2	2	R26
Coops, Poultry Shipping.....	3	4	4	4	Oars.....	3	3	3	3	Wagons, Children's.....	2	2	2	2
Copperas, Iron Sulphate.....	4	4	4	4	Oils, Lubricating.....	3	3	3	3	Wall Board.....	3	4	3	3
Corn Shellers, K. D.....	3	3	3	3	Ovens, Stove.....	1	1	1	1	Wardrobes, S. U.....	D1	1 1/2		

WE PAY THE POSTAGE... ON ORDERS of \$2.00 OR MORE

UNLESS OTHERWISE STATED

We pay all postage if the total value of mailable merchandise you order at any one time is \$2 or more (without including items "Not Prepaid"). Build your order up to \$2 and forget postage.

If your order amounts to less than \$2.00 or when ordering mailable articles which are "not prepaid," include additional money in your remittance to pay the postage, as charges for parcel post shipments must be paid in advance. We will return every penny you send over actual postage required.

We Say "Add for Postage" When—

With the descriptions of many articles usually sent with other goods by freight and which for that reason are not prepaid, we state an amount which you can send to cover postage, should you want the merchandise sent by mail. This is to save you the necessity of figuring postage. In all such cases, if the actual postage to your town is less, we will return the difference to you.

When Postpaid Goods Are Shipped by Freight

When items on which we prepay the postage are included in a freight shipment, we will make an allowance on your bill for a proportionate amount of the shipping charges.

How to Figure Parcel Post Charges

For example, if the total weight of the goods you are ordering is 5 3/8 pounds, you will see by referring to the rate table below that the 6-pound rate will apply. If you live in the 3rd zone from our store, the postage on a 6-pound package is figured at the rate of 8 cents for the first pound and 2 cents for each of the 5 additional pounds, making the total postage exactly 18 cents. The map above will help you to tell what parcel post zone you are in measuring from our store.

Explosives, Inflammable Articles, Poisons and articles measuring more than 100 inches, length and girth combined, cannot be shipped by parcel post, according to the United States postoffice rulings. The postage on any parcel over 84 inches and weighing less than 10 pounds will be that chargeable for 10 pounds at the zone rate.

PARCEL POST RATES

Packages up to 3/4 pound (8 ounces) in weight are carried at the rate of 1 1/2 cents for each 3/4 pound (2 ounces) or fraction thereof, regardless of distance.

LOCAL ZONE—If you live in a city where our mail order store is located and order goods from the store in that city, the rate for the first pound is 7 cents and you add 1 cent for each 2 pounds or a fraction thereof.

For weights over 3/4 lb. (8 oz.) up to 1 pound the postage is

For each additional pound or fraction of a pound add

ZONES 1 and 2—Not over 150 miles from our Mail Order Store.

7 Cents

1 Cent

ZONE 3—151 to 300 miles from our Mail Order Store.

8 Cents

2 Cents

ZONE 4—301 to 600 miles from our Mail Order Store.

8 Cents

4 Cents

If Necessary to Return Goods, We Can Give You Better Service If You Follow These Simple Instructions


Please Give Reason
We are always anxious to improve our merchandise and our service. If you ever have occasion to return merchandise, we will appreciate your telling us frankly in just what way it did not please you.

Notice to Customers on Rural Routes

Should you wish to return goods, and you live on a rural route, you are entitled to deduct 2 cents from the postage on each package you mail if you live within the local, first, second or third zones, and 1 cent on all other zones. It is necessary, however, to write on your package "Mailed on Rural Route" in order to make this saving.

By Parcel Post

Paste an envelope containing your letter and the bills to the outside of the package, and put a 2-cent stamp on the envelope in addition to the postage on the package. Be sure to address both the package and your letter to us, also show your



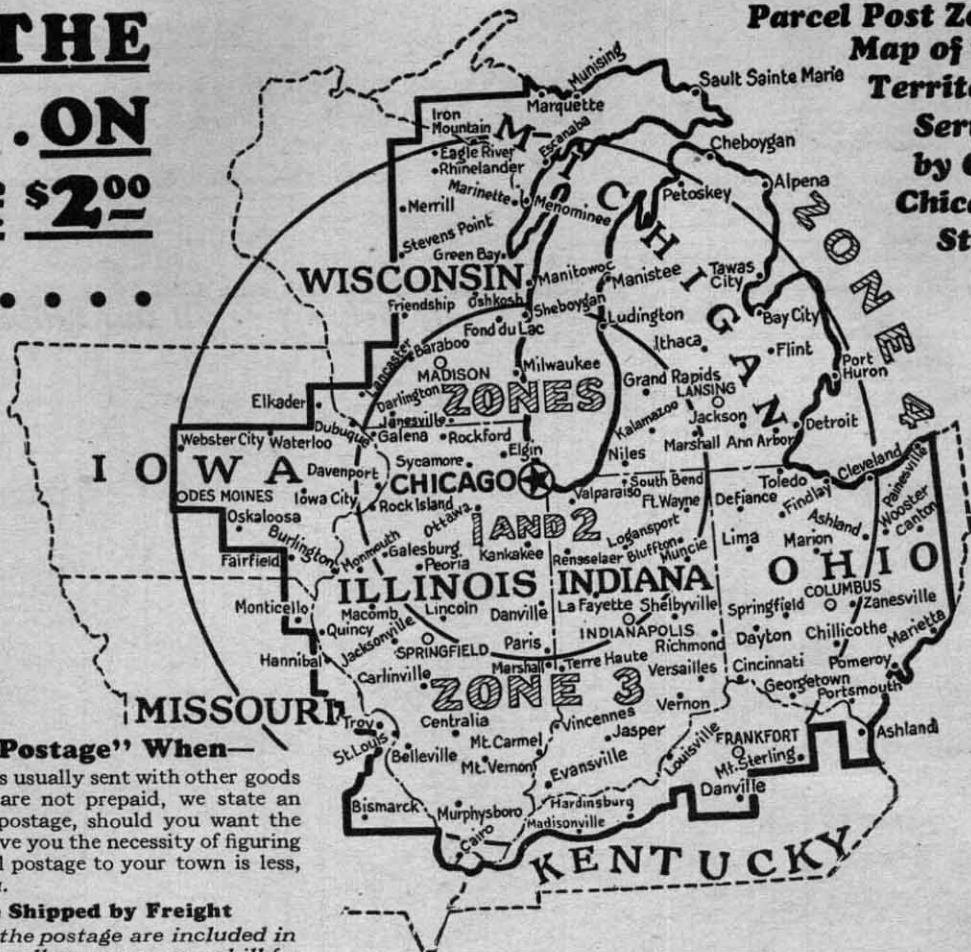
The illustration above shows how a package should be wrapped and addressed when returning goods to us by parcel post.

name and address on them as shown in the illustration. Do not seal the package, but tie it with a strong cord or string. In this way we will receive your letter and package at the same time and can attend to your wishes promptly. Do Not Enclose Your Letter INSIDE the Package, as This Is Contrary to Postal Laws.

By Freight or Express

Before returning goods shipped by freight or express, please write us, so we can tell you where we want goods shipped and whether we want the goods shipped by freight or express. When returning merchandise by freight or express, see that it is packed securely and addressed to us. Your full name and address should be placed on the inside or outside of the package. Place the word "FROM" in front of your name. Your agent will give you a receipt and this should be mailed to us at once with your letter explaining your reason for returning the merchandise. If your postoffice is different than the town from which the goods are returned, be sure to tell us.

Parcel Post Zone Map of the Territory Served by Our Chicago Store



Packages weighing up to 70 pounds can be carried by Parcel Post in all zones.


Special Delivery for Parcel Post

If you live within the carrier-delivery limit of a free delivery postoffice, such as towns have, or on a rural route within a mile from the postoffice, you can have your package delivered immediately by messenger on its arrival at your postoffice. If you live on a rural route more than a mile from the postoffice, a special delivery package will be brought out by the carrier on his first trip after receipt of the package at the postoffice and will be delivered at your dwelling or place of business, if it is not more than one-half mile from the route and the road is passable.



If you want this special delivery service on any order, include the following extra money in your remittance: 15 cents for a package up to 2 pounds; 25 cents for a package over 2 pounds, up to 10 pounds; or 35 cents for a package more than 10 pounds, and be sure to TELL US in your order that this extra money is for special delivery.

For any other information regarding rates or other parcel post matters ask your postmaster.

For your convenience in figuring parcel post charges on articles that are not postpaid



NOW! Mixed Feeds AND Field Seeds



A Brand New Service To Our Customers...

Would You Like to Learn...

- How you can save up to \$15.00 a ton on your feed bills?
- How you can save on feed bought by the *bag*, or *truckload*?
- How you can do *more* than save money on *carload* shipments of feed?

Would You Like to Learn...

- How you can buy high quality, dependable, selected, tested *field seeds* at prices far lower than you have been paying?
- ... Then fill out the coupon below and check the subjects that interest you. You will be surprised and pleased with the completeness of this service and its value to you.

Save on These Tested Seeds

- Alfalfa, Common
- Alfalfa, Grimm
- Sweet Clover
- Crimson Clover
- Timothy
- Soy Beans
- Seed Corn
- Pasture Mixture

Here is NEWS of greatest importance to farmers... Sears newest Mail Order Service which permits you to buy at low, money saving prices two of the most important basic farm commodities... feeds and seeds. We eliminate all unnecessary handling expense. We follow the market closely and give you the benefit of lowest prices at all times. Something never before attempted on feeds or seeds! We ship *direct to you*.

A Feed for Every Need

MODERN FARMER Feeds, manufactured in some of the foremost mills in the country, are of unvarying high quality. They are made from farm tested formulas, and contain the right ingredients, in proper proportions to give best results. There is a MODERN FARMER mixture for every requirement, ranging from complete rations to the scientifically developed higher protein supplements to home grown feeds... Dairy feeds that produce more milk... laying rations for your hens that produce more eggs... feeds for your meat animals and market poultry... feeds for your young stock and growing chicks that produce faster growth and greater vigor.

Save Money on These Feeds:

Poultry Feeds:	Dairy Feeds	Other Feeds
Chick Starter	16% Dairy Ration	88-90% Grain Horse Feed
Growing Mash	20% Dairy Ration	Hog Balancer
Egg Mash	24% Dairy Ration	Steer Feed
Poultry Balancer	32% Dairy Balancer	Pigeon Feed
Chick Battery Mash	Calf Meal	Rabbit Feed
Scratch Feed		Tankage 60% Protein
Fine Chick Scratch		Meat Scrap 50% Protein
Coarse Chick Scratch		

You Can Rely on FAIRACRES Quality

FAIRACRES Field Seeds are selected for you only from producing fields of known merit... all the risks and uncertainties are removed. Nature, by her selection through many seed generations, has built up these fields. Year after year she has eliminated the weak and permitted only the strong to survive. We sell only the seeds from fields that have proved their Value.

The surprising thing is that FAIRACRES Field Seeds, branded and guaranteed by Sears, Roebuck and Co. actually cost you less

than the unbranded, "guess-work" kind. They are bought for you at lowest, up-to-the-minute, money-saving prices with Sears great purchasing power. They are shipped to you direct from the seed houses where they are cleaned and graded... we save you at least one middleman's profit... all the waste of needless handling. We ship promptly over the most direct route to your station.

Limited space here does not permit us to give you the details of this Newest Service. If you will send us your name and address we will send you full information and the latest, up-to-date, money saving prices. Do not delay... Fill in the coupon below and mail it TODAY!

Mail This Coupon Now!

SEARS, ROEBUCK AND CO. CHICAGO, ILL. 643H

Please send me FREE full information regarding the products checked below, including latest list of money saving prices.

Name.....

Postoffice.....

State.....

Rural Route.....
(Please give both your Route and Box Numbers if on a Rural Route.)

Street Address.....

MODERN FARMER FEEDS

In What Quantity? (Check Below)
Carload__ Truckload__
Few bags__

Check Classes of Animals for Which You Purchase Feed

Chickens__ Dairy Cows__
Hogs__ Turkeys__
Horses__ Steers__
Rabbits__ Pigeons__

FAIRACRES SEEDS

About What Date Will You Need Seed for Sowing? _____
Check Below Seed in Which You Are Interested:
Alfalfa__ Red Clover__
Alsike__ Sweet Clover__
Timothy__ Seed Corn__
Pasture Mixture__

We Guarantee to Satisfy You and Save You Money

C645 939A

We Guarantee

To Save You Money

To Deliver All Merchandise Safely

To Satisfy You Perfectly

We Guarantee that every article in this catalog is honestly described and illustrated.

We Guarantee that any article purchased from us will give you the service you have a right to expect.

If for any reason whatever you are not satisfied with any article purchased from us, we want you to return it to us at our expense.

We will then exchange it for exactly what you want, or will return your money, including any transportation charges you have paid.

Sears, Roebuck and Co.

The World's Largest Store



FARM EQUIP- MENT...and ACCESSORIES

*Lower
Prices
Easy Terms*

**A FEW OF THE BARGAINS
FROM OUR BIG CATALOG
THE THRIFT BOOK OF A NATION**

This Special Catalog is made up of pages taken from our big General Catalog No. 164. Therefore, if you find references to pages not in this catalog, you will understand they will be found in our big General Catalog. It's easy to order. Use our order blank if you have one, or any plain paper. Write in any language.

We require payment in full with order, unless otherwise stated. The best ways to send money are in the form of an express money order, postoffice money order, a bank draft, your personal check, or currency in a registered letter. If in a special hurry you may send your order and money by telegraph. The telegraph company will arrange this for you. Be sure to give your complete address in your telegram.

When ordering merchandise which is offered on Easy Payment Terms, be sure to use Time Payment Order Blank enclosed with this catalog.

We Guarantee to Satisfy You and Save You Money

Sears, Roebuck and Co.

CHICAGO